



# Springfield Park District 2017-2021 Comprehensive Master Plan



In Association With:





M L S D M L k y v f i n p m x r m v h m f i u h x

---

f i l

i

o n k T A9: F6A9A: S h k  
n k T R o AG e A9: F7

  
\_\_\_\_\_  
Leslie Sgro, President

  
\_\_\_\_\_  
Derek Harms, Executive Director

# Springfield Park District

## ACKNOWLEDGMENTS

fi l a

AD99 n :: n 7  
n 5d EAF9B

k 1A: F2DCC6 FD:  
7 7

i k a

g n 6k  
o e  
b c  
T W  
m n  
S 7h  
n n

l v a

T c 6W T  
n a 6T a . P  
W h f 6T k . k  
g n 6T m . h



u k a

T k 5d 7  
: AG9 d P  
n :: 9  
i 5d E9DEB

k 1EB92CAG6B: BC  
a 1EB92CAG6B: DH  
7 6 7

o e7n 5PngPI k . g k  
P k IP k  
S P 7r 5PngPI b n

Dk a

T S  
k m b 5ggS  
n bS



## TABLE OF CONTENTS

	<b>m</b>	_____	<b>L</b>
<b>k</b>	<b>LD r</b>	_____	<b>S</b>
	k	k . k	
	n	k T c	
<b>k</b>	<b>MD m</b>	_____	<b>LP</b>
	S	k . T	
	S	n m	
	d	. W d n	
<b>k</b>	<b>ND m</b>	_____	<b>SP</b>
	P	. j	
	m	k . n P	
	k	. a d g n P	
<b>k</b>	<b>OD m</b>	_____	<b>LNN</b>
	b	j T	
	k	. a b j	
	m	b j	
	P	b j	
<b>k</b>	<b>PD r</b>	_____	<b>LON</b>
	k	d	
	S	d k	
	S	k . a k S d	
	S		
<b>h</b>		_____	<b>MMP</b>

This page left intentionally blank.





## **Executive Summary**



## EXECUTIVE SUMMARY

In late 2015, the Springfield Park District began the process to develop a Comprehensive Master Plan for the agency. The last time the District completed a master plan was in 2005 with the assistance of a local consulting firm. The previous plan truly focused on improvements to the various parks and facilities with an overview in the other key areas. This plan provides the framework for an in-depth development of goals and objectives as well as recommendations that will assist in the decision making process on parks & facilities, recreation programs as well as administrative and operations functions. The planning process has allowed for significant participation and discussion on the future of the District and the need to advance improvements in all areas of the agency which will provide enhanced connections to parks and recreation services.

### Mission:

“To provide accessible and memorable recreational opportunities that enrich the community and improve the quality of life for generations as well as conserve our natural resources.”

### Vision:

“As a leading provider of parks, recreation and open space within our region, the Springfield Park District aspires to provide quality community driven leisure experiences through innovative practices.”



## Purpose

The purpose of the master plan is the creation of a strong vision through achievable strategies to guide the continual development of a park and recreation agency focusing on leisure enrichment opportunities based on community needs, interests and trends. The process provided significant community input opportunities that led to over 400 touch points that yielded over 10,000 collected pieces of data that were analyzed and used in the plan development. The plan positions the District as a regional leisure service provider as well as a community one. The plan includes recommendations to assist the staff in making decisions based on leadership from the Park Board.

## Planning Process

In late 2015, the District engaged the services of a team of consultants with park and recreation master planning experience to assist in developing this master plan. The time-frame covered slightly over a year's time with large amounts of time dedicated to collaboration between agency staff, board and consultant team that provided an enjoyable experience for all those involved in the development of the master plan.



## TIMELINE

- November 2015**  
Master Plan process begun with Park District staff kick-off meeting, existing planning document review and park and facility inventory
- December 2015- February 2016**  
Park District hosted Delphi committee meetings, Park District Staff and board vision meetings were held, three public meetings were completed and administration of community survey begun
- March- May 2016**  
Delphi Committee process complete with written report, community survey was completed, recreation program evaluation was also completed and GIS based inventory atlas finalized
- June- August 2016**  
Public facilitation input was analyzed, GRASP level of service completed and capital improvement planning started with conceptual designs
- August- October 2016**  
Capital improvement plan developed along with operational analysis of core facilities completed
- November-December 2016**  
Goals and objectives developed
- January- February 2017**  
Goals, objectives and outcomes reviewed and finalized, development of an action plan for implementation and delivery of draft plan document
- March- May 2017**  
Park Board meeting to discuss master plan with final document approved



# Springfield Park District

## Outcomes

In the very beginning of the planning process, these three questions were consistently identified:

- What is the future of facilities within the District?
- What does the community expect from the District?
- What and where should we be spending the community's funds on?

Answers to these questions can be found throughout the Master Plan.

The goals for this planning effort are divided into 3 organizational categories ranked in order of importance that include:

- Parks & Facilities
- Recreation
- Administration

The Master Plan allowed for an analysis to define the level of importance regarding the agency's Strengths, Weaknesses, Opportunities and Threats which are illustrated in the following table:

SWOT Overview	Strength	Weakness	Opportunity	Threat
Very Important	Fast and Polite Customer Service	Financial Limits	Close/Reduce Underutilized Facilities	Not Looking to the Park District as a First Option for Local Parks & Recreation
	Washington Park is a Unique Asset to the District	Large Level of Maintenance Required	New Technology Advancements	Dated/Underutilized Programs
Important	Diverse Workforce and Staff Expertise	Facilities Designed for Limited Audiences/Uses	Succession Planning	Tax Freeze Possibility
	Staff Longevity	Understaffed Administration	Increased Collaboration	Lack of Community Recreation due to Technology
	Strong Management Team	Poor Operational Software	Customer Service Manager to Train and Manage Frontline	Quality vs Quantity of Programs
	Committed/Dedicated Staff	Slow to Change and Respond to Needs	District-Wide Registration Software at Key Facilities	Lack of Data-Driven Decisions
	Organization Structure Based Made by the Staff	Limited/Poor Training	Technology Focus to Marketing and Engagement	Reluctance to Close/Repurpose Parks and Facilities

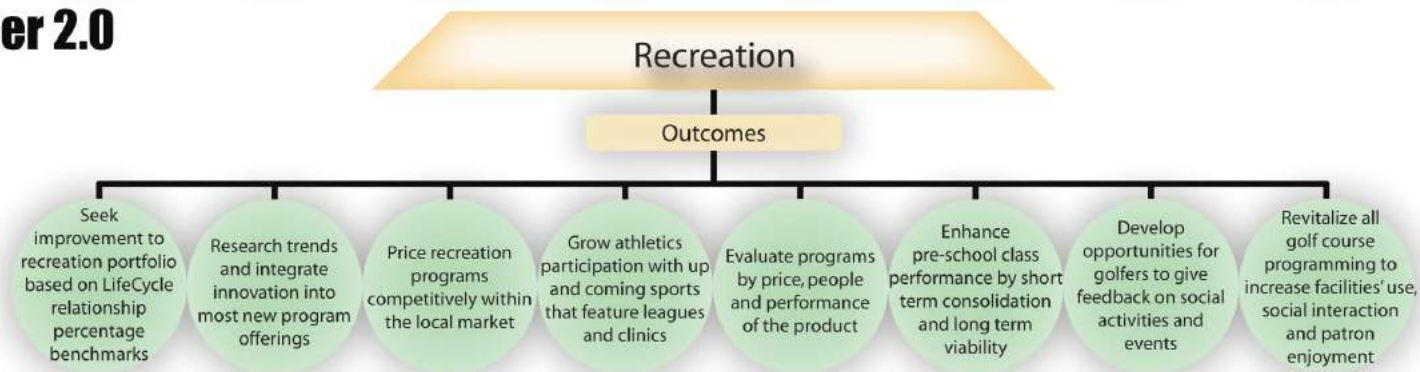
# 2017-2021 Comprehensive Master Plan

The strategic atlas below illustrates the major outcomes based on strategic goals and objectives that this planning effort has generated, laid out based on the three core function areas of the agency.

## Tier 1.0



## Tier 2.0



## Tier 3.0



# Springfield Park District

## Conclusion

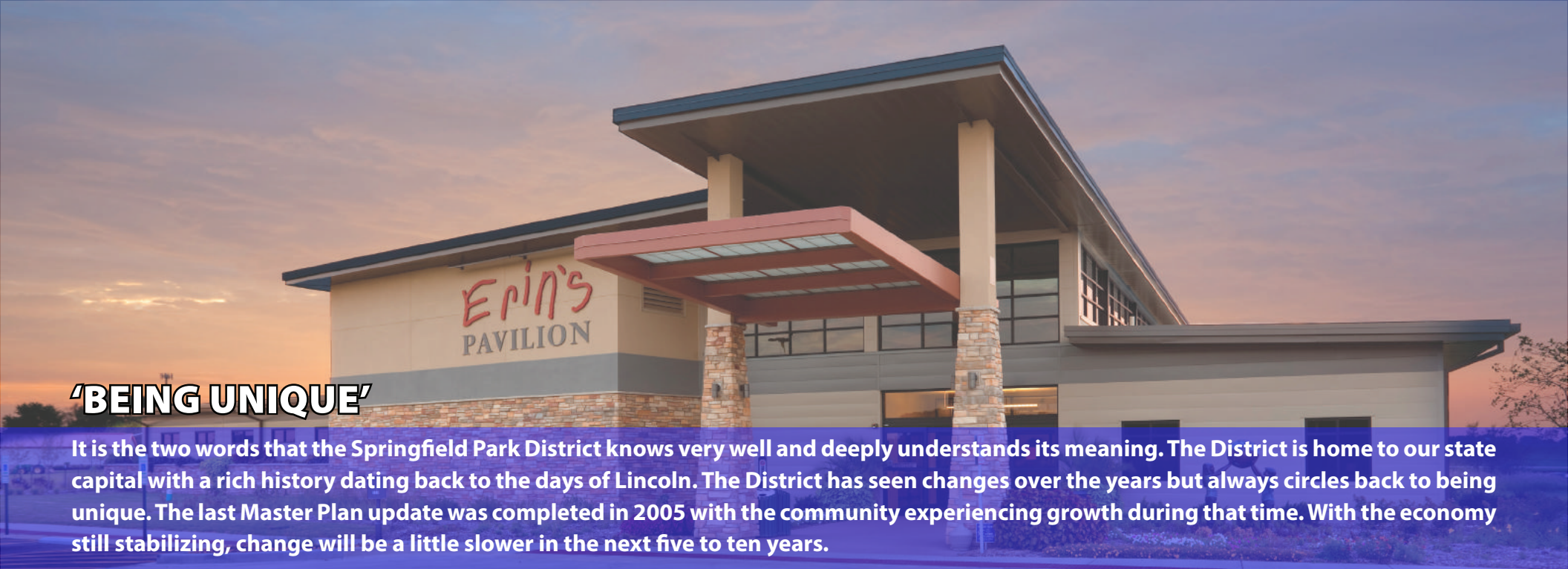
The Springfield Park District prides itself on being unique. It recognizes that the community it serves enjoys many traditional forms of recreation and also values leisure services that are slightly different in nature. The District has a long history of increasing the quality of life standards in the local community. However, as with all organizations, it must evolve and embrace the changes needed to make it relevant in an ever-changing future.

The master plan has been developed to be a wise resource for decision making and provide the understanding for the need to change as the community changes over the course of time. To make meaningful change, the need for cooperation and leadership will be more evident than ever. The community will notice the following that include improvements to the current parks and facilities, attention to the details that matter, a continued effort to engage the public on important topics, planning for new recreational opportunities and coming to a consensus on the long-term future of facilities.



HELLO  
MY NAME  
IS SPRINGFIELD PARK DISTRICT

## Chapter 1 - Introduction



## 'BEING UNIQUE'

It is the two words that the Springfield Park District knows very well and deeply understands its meaning. The District is home to our state capital with a rich history dating back to the days of Lincoln. The District has seen changes over the years but always circles back to being unique. The last Master Plan update was completed in 2005 with the community experiencing growth during that time. With the economy still stabilizing, change will be a little slower in the next five to ten years.

The District clearly plays a significant role within the greater Springfield area with nearly 400,000 user experiences in 2015. The parks, facilities and trails are above and beyond those numbers. The District could be viewed as a large agency in terms of size and population served when compared with its peers within the state, but the agency feels small, personable and down to earth wanting to provide those unique experiences for as much of the community it can.

### Developing a Plan

This Master Plan for the Springfield Park District was developed through a community input planning process that led into collaborative discussions in the development of a strong vision for the future of the District. The Master Plan will provide the District with clear goals and objectives with the needed steps to implement noticeable change. The goals and objectives were generated from evaluations

of the existing conditions of parks, facilities, programs, finances & operations, community input, industry trends, demographic projections and the identification of gaps as well as overlaps in levels of service. This planning initiative provides direction and guidance to keep being unique in meeting the leisure service needs of over 100,000 residents.

## Purpose of Planning

The Master Plan's primary purpose is to create a sustainable vision with obtainable outcomes over the next five years to address community needs, interests and trends. The planning process provided significant community input opportunities with hundreds of touch points that yielded over 10,000 pieces of data that were analyzed and used in the development of this plan.

Comprehensive planning should always be viewed as a practical tool to assign priorities for the allocation of limited resources of an agency. This plan should be reviewed on a regular basis to ensure that the goals and objectives accurately reflect the current political environment the District faces. If significant changes occur over this planning period, the plan should be updated to reflect those changes along with the new justification to alter the current direction.



## TIMELINE

- November 2015**  
Master Plan process begun with Park District staff kick-off meeting, existing planning document review and park and facility inventory
- December 2015- February 2016**  
Park District hosted Delphi committee meetings, Park District Staff and board vision meetings were held, three public meetings were completed and administration of community survey begun
- March- May 2016**  
Delphi Committee process complete with written report, community survey was completed, recreation program evaluation was also completed and GIS based inventory atlas finalized
- June- August 2016**  
Public facilitation input was analyzed, GRASP level of service completed and capital improvement planning started with conceptual designs
- August- October 2016**  
Capital improvement plan developed along with operational analysis of core facilities completed
- November-December 2016**  
Goals and objectives developed
- January- February 2017**  
Goals, objectives and outcomes reviewed and finalized, development of an action plan for implementation and delivery of draft plan document
- March- May 2017**  
Park Board meeting to discuss master plan with final document approved



# Springfield Park District

## PARK DISTRICT MISSION & STRATEGIC INITIATIVES

The Springfield Park District has defined the Park District mission, vision and values during the Comprehensive Master Plan process.

### Mission

“To provide accessible and memorable recreational opportunities that enrich the community and improve the quality of life for generations as well as conserve our natural resources.”

### Vision

“As a leading provider of parks, recreation and open space within our region, the Springfield Park District aspires to provide quality community driven leisure experiences through innovative practices.”

### Strategic Initiatives:

The Strategic Initiatives were developed in 2015 to provide a direction for the organization for the next 5 years that include:

- Establish long-term financial stability
- Implement facility and maintenance upgrades
- Update technology
- Update equipment through a rotation purchase plan
- To achieve world-class customer service



### HISTORY

#### The Beginning

The Springfield Park District was organized on February 8, 1900. It was the second Park District organized in the state of Illinois with Peoria being the first. Its boundaries encompass the greater portion of the Springfield metropolitan area, covering approximately 60 square miles, 2,500 acres, 13 miles of bike trails, and four golf courses.

#### Providing for the Community

The Springfield Park District offers a variety of educational and recreational programs, classes and events for people ranging in age from 6 months to seniors. The District partners with several local organizations and clubs to provide athletic programming such as youth baseball/softball, men's soccer, disk golf leagues, cricket, youth football, bicycling clubs and related clubs/groups. Additionally, the Springfield Park District also maintains intergovernmental/cooperative agreement with the City and County Police Departments, School District and local colleges.

#### Board of Trustees

The Springfield Park District is managed by an elected board of Trustees. The governing board is composed of an elected President and six additional elected Trustees all serving four year terms. The district employs an Executive Director to execute Board policies, manage the agency's affairs, implement strategies for park and recreation development and develop goals to accomplish the agency mission.



# Springfield Park District

## PREVIOUS PLANNING EFFORTS

The District's last Master Plan was adopted in 2005 and expired last year. It was developed in-house and was very short on strategic direction beyond identifying a series of capital projects. Many of the goals of the past planning effort were accomplished and the direction for the new plan with a comprehensive, outside point of view was very much needed.

### 2005 Master Plan Recommendations

Various improvements at existing parks and facilities to provide better recreational opportunities and enhance the community's character. **-Completed**

Expansion of popular facilities including trails and field sports, and the introduction of facilities for new activities popular with various age and interest populations. **-Partially Completed**

Logical acquisition, interim management and eventual development of new lands to meet recreation needs in community growth areas. **-Ongoing**

Coordination with other public agencies and private entities to supplement community recreational programs, maintain a network of open space lands, and provide accessible high quality recreation opportunities for the general population. **-Ongoing**

Supplement the existing public information system to inform residents and visitors about the district's facilities and activities. **-Completed**

### Park District Documents

1989 - Springfield Park District Master Plan, Springfield Park District

1997 - Springfield Park District Master Plan Update, Springfield Park District

2005 - Springfield Park District Master Plan Update, Springfield Park District

2009 - Iles Park Master Plan, Springfield Park District

2009 - Barker Park Master Plan, Springfield Park District

2011 - Henson Robinson Zoo Master Plan, Springfield Park District

2015 - Carillon Master Plan

2016 - ADA Transition Plan, Springfield Park District

2017 - Springfield Area Transportation Plan

### Regional Documents

2001 - Springfield Vision 2020, City of Springfield

2012 - Envisioned Bicycle Network Map, Springfield-Sangamon County Regional Planning Commission


2013 - Sangamon County Citizen Survey, The Community Foundation for the Land of Lincoln, The United Way of Central Illinois and The Center for State Policy & Leadership at University of Illinois Springfield

2014 - "The Neighborhood Survey", Springfield-Sangamon County Regional Planning Commission

2014 - Lincoln Heritage Water Trail Report, Illinois Department of Natural Resources


2015 - Sangamon County Citizen Survey, The Community Foundation for the Land of Lincoln, The United Way of Central Illinois and The Center for State Policy & Leadership at University of Illinois Springfield

# 2017-2021 Comprehensive Master Plan




**Springfield Park District Master Plan**

**Update 2005**



**MASTER PLAN**  
Adopted by the Park Board December 15, 2011



## Springfield Park District Master Plan

Update 2005



## Barker Park Master Plan



Springfield Park District  
April 2009


Prepared by Mascie Mascie & Associates

## Iles Park Master Plan



Springfield Park District  
February 2009

Prepared by Mascie Mascie & Associates



**The Neighborhood Survey**  
Conducted by UIS Survey Research Office



*A Collaborative Project between the  
Community Foundation for the Land of  
Lincoln, United Way of Central Illinois,  
and UIS' Center for State Policy &  
Leadership*

## Springfield Comprehensive Plan

2020


Prepared by: Springfield-Sangamon County Regional Planning Commission  
December, 2000

Adopted by: Springfield City Council  
December 18, 2001, as amended

Amended: April 2, 2002

Amended: November 19, 2003

Amended: February 20, 2007



**A Guide to the Future of  
SPRINGFIELD.**

PAST  
PRESENT  
FUTURE

SPRINGFIELD STRATEGY 2020

This page left intentionally blank.



## Chapter 2 - Engagement



## INTRODUCTION

This phase of the master planning process involved a set of comprehensive data gathering tools in an effort to examine the internal and external mood of the District’s community. This is the primary endeavor tackled early on in the planning process allowing the project team to absorb multiple layers of feedback from a variety of voices that have a vested stake in the outcome of the master plan. The analysis of the information gathered during this process is summarized in the following section of this report, which addresses community demographics, survey responses and a summary of the public input collected over the course of this phase of the project.

## COMMUNITY PROFILE & DEMOGRAPHICS

### Data Gathering

The demographic data used in the Springfield Park District 2017-2021 Comprehensive Master Plan was obtained through MySidewalk.com. This web-based service used up-to-date community census data and polls to accurately adjust projected demographic values on a monthly basis. Data provided in the Springfield Park District 2017-2021 Comprehensive Master Plan is from the January 2017 projected estimates for the boundary of the Springfield Park District.

### Geography

Springfield, Illinois is the capital of Illinois and the county seat of Sangamon County.

Present-day Springfield was settled by European Americans in the late 1810s, around the time Illinois became a state. The most famous historic resident was Abraham Lincoln, who lived in Springfield from 1837 until 1861, when he went to the White House as President.

The city lies on a mostly flat plain that encompasses much of the surrounding countryside. Hilly terrain lies near the Sangamon River. Lake Springfield, a large artificial lake owned by the City Water, Light & Power company (CWLP), supplies the city with recreation and drinking water. Weather is fairly typical for middle latitude locations, with hot summers and cold winters.

## Population & General Demographics

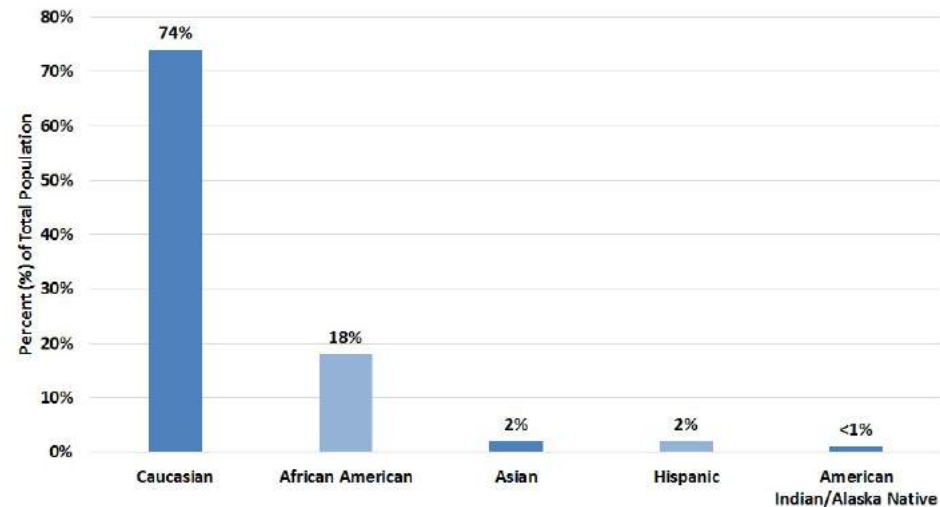
The adjacent summary chart was created through MySidewalk.com and covers information of general population, age distribution, gender, ethnicity and economic statistics for the Springfield Park District's geographic boundary. Because the City of Springfield and the Springfield Park District have slightly differing boundaries, the data does not match the City of Springfield's demographics. The total population served by the Springfield Park District in 2017 was 131,740.

Springfield Park District	Percentage	Total
Total Population		131,740
Population under 18 Years	22%	29,135
Population over 18 Years	78%	102,605
Median Age		40.2
Female Population	52%	69,162
Male Population	48%	62,578
Caucasian	74%	97,889
African American	18%	23,568
American Indian/Alaska Native	<1%	201
Asian	2%	2,866
Hispanic	2%	3,209
Unemployment Rate	6%	6,048
Homeownership Rate	63%	35,965
Average Household Size		2.24
Median Household Income		\$ 52,764.00

## Race/Ethnicity

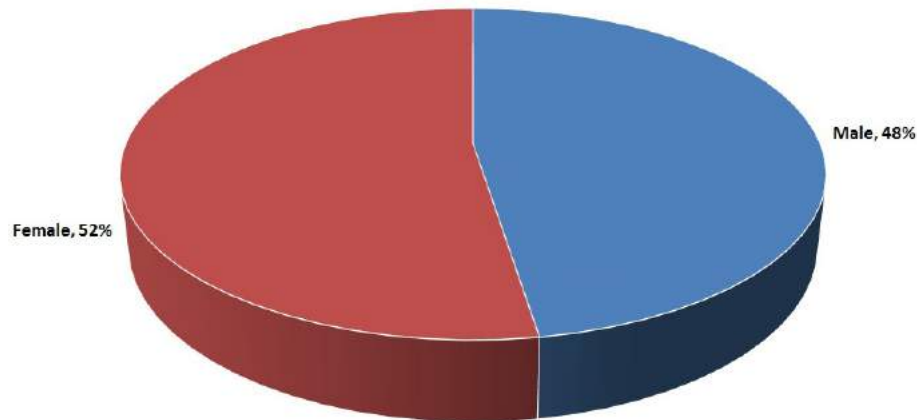
The graph to the right reflects the racial/ethnic population distribution for the Springfield Park District. In 2017, 74% of the population was Caucasian with the African American population at 18%, Hispanic and Asian populations at 2% each. American Indian and Alaska Natives, while present in the District demographics, make up less than 1% of the total population.

Springfield Park District Ethnicity Statistics



# Springfield Park District

### Springfield Park District Gender



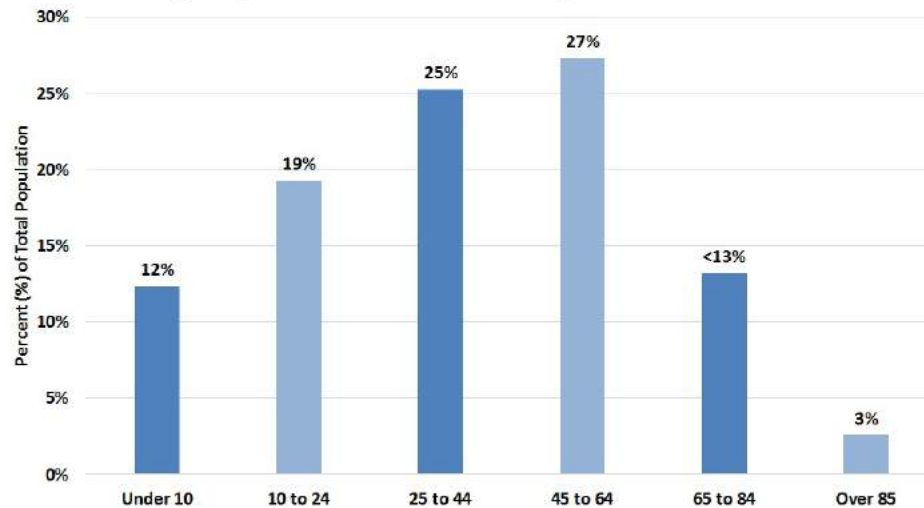
### Gender Distribution

Gender distribution within the Springfield Park District in 2017 was 48% male to 52% female. These numbers are slightly different from national data, where in the 2010 U.S. Census, 157.0 million people were female (50.8%) and 151.8 million people were male (49.2%).

### Age Distribution

An age group distribution breakdown for the District from January 2017 shows the largest percentage of population fell within the 45 to 64 years old grouping at 27%. The overall Springfield Park District median age in 2017 was 40.2 years old.

### Springfield Park District Age Distribution



The 2010 U.S. Census indicates the median age for the District's Caucasian population was 42.7 years old. By contrast, the median age for those who self-identified as Hispanic origin [irrespective of race] was 25.7 years old. African American was the most significant minority ethnic/racial identifier in the District population at 19.0% in 2015. The Hispanic origin accounted for only 2.6% which is a very small percentage.

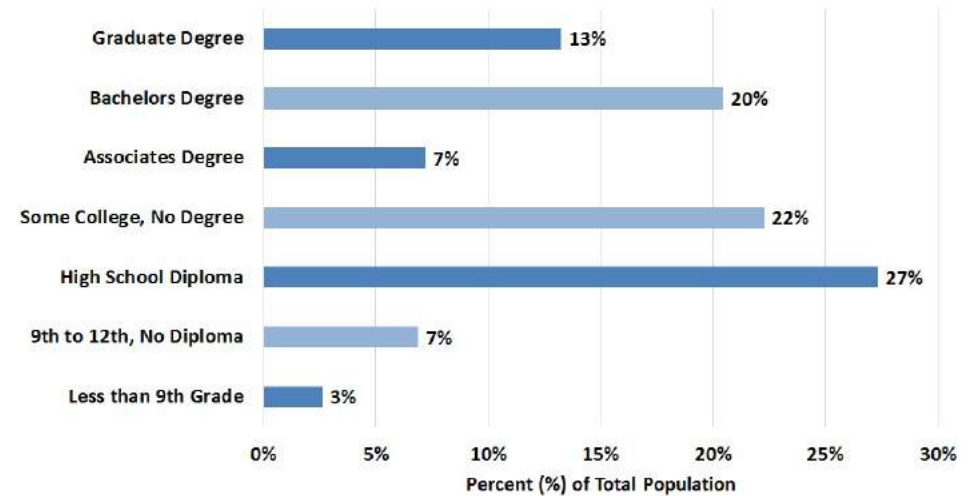
There are over 76 million "Baby Boomers" between 47 and 65 years of age in the United States, representing almost 30% of the U.S. population (US Census, 2010). Furthermore, the number of people between the ages of 55 and 64 is projected to increase by 15.9 million, or more than 66 percent by 2015 (US Census, 2010). With more than 10,000 people turning 65 every day, the U.S. is in the midst of an unprecedented aging of the population.



## Educational Attainment

As shown in the graph, the highest ranking completed educational category in the District are those residents with a “High School Diploma” at 27%, “Some College, No Degree” at 22% and those with a “Bachelors Degree” at 20%. According to a U.S. Census study, education levels had more effect on earnings over a 40-year span in the workforce than any other demographic factor, such as gender, race, and ethnic origin.

### Springfield Park District Educational Attainment



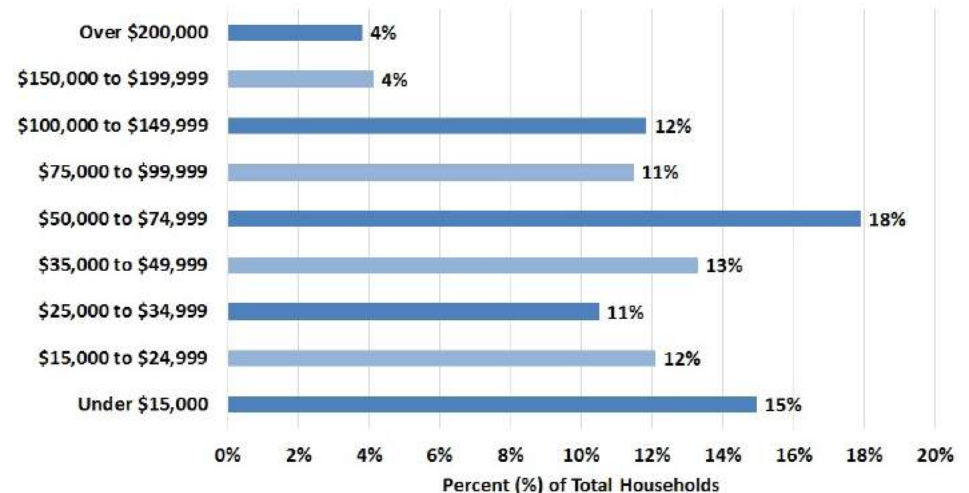
## Income Distribution

The January 2017 median household income for residents of the Springfield Park District was \$52,764 and is expected to remain relatively flat with a slight cost of living increase to \$54,242 by 2020.

In 2017, most residents had an income in the “\$50,000 - \$75,000” income range at 18% followed by the “Under \$15,000” at 15% and the “\$35,000 - \$49,999” income range at 13%.

Income distribution is anticipated to remain similar in nature and relatively flat from 2017 to 2020.

### Springfield Park District Income Distribution



# Springfield Park District

## COMMUNITY SURVEY RESULTS

### Methodology

Public Research Group, LLC provides a variety of data gathering techniques and types of analysis to help park and recreation agencies identify the needs of their residents. The data gathering techniques used for this study included a random sample survey using mail, telephone and email delivery methods. This analysis reviews the study data using both quantitative and qualitative analysis techniques.

The goal was to obtain at least 500 survey responses. This goal was met with a total of 605 responses received, combining the three data gathering methodologies into one data set. The sample of 605 households provides a margin of error of plus or minus 4.0% at a 95% confidence level. This exceeds the typical industry standard of 5% and ensures that findings are representative of the sentiments of the residents of the Springfield Park District. The mail surveys represented the largest survey respondent type with 286 (47%) completed. The pie chart on page 23 illustrates the breakdown of each survey type for this study. The overall survey sample return was nearly 18% completion rate which is satisfactory in social science research.

### Survey Response

Survey respondents were asked to complete a five page survey with a total of 26 questions. Within those questions, there were approximately 380 variables, leading to over 10,000 data points, most of which were statistically quantifiable with only a limited number of open-ended questions. The open-ended comments are summarized for each question and a complete list of all of the responses can be found in the Appendix. Data indicates the email survey took an average of 10 minutes to complete. While the email and telephone survey samples had their own scripts, the questions were asked in the same order and using identical wording for each survey type. A copy of the mail questionnaire is included in the Appendix.

The overall average age of household members represented by the survey was age 44. This is slightly higher than the 40.2 year old median age the current census data shows for the District. Current census data available indicates a 52% female population for the District. The survey respondents indicated a 62% female population sample which is only 10% higher than the overall current population.

### GIS Mapping

The maps on the following pages were generated using Geographic Information Systems (GIS) software showing the individual locations and types of survey responses within the Springfield Park District boundary. The first map represents the locations of all the households sampled. The second map represents the locations of the 605 completed responses.

When the community surveys were prepared, each resident address was assigned a code and survey type (mail, phone or email). Surveys returned with these codes allow for each to be tracked to a general address in order to produce GIS maps. These maps help to understand geographic biases or preferences, and will help the District make well-informed decisions leading to the highest possibility of success.

# Springfield Park District Springfield, IL

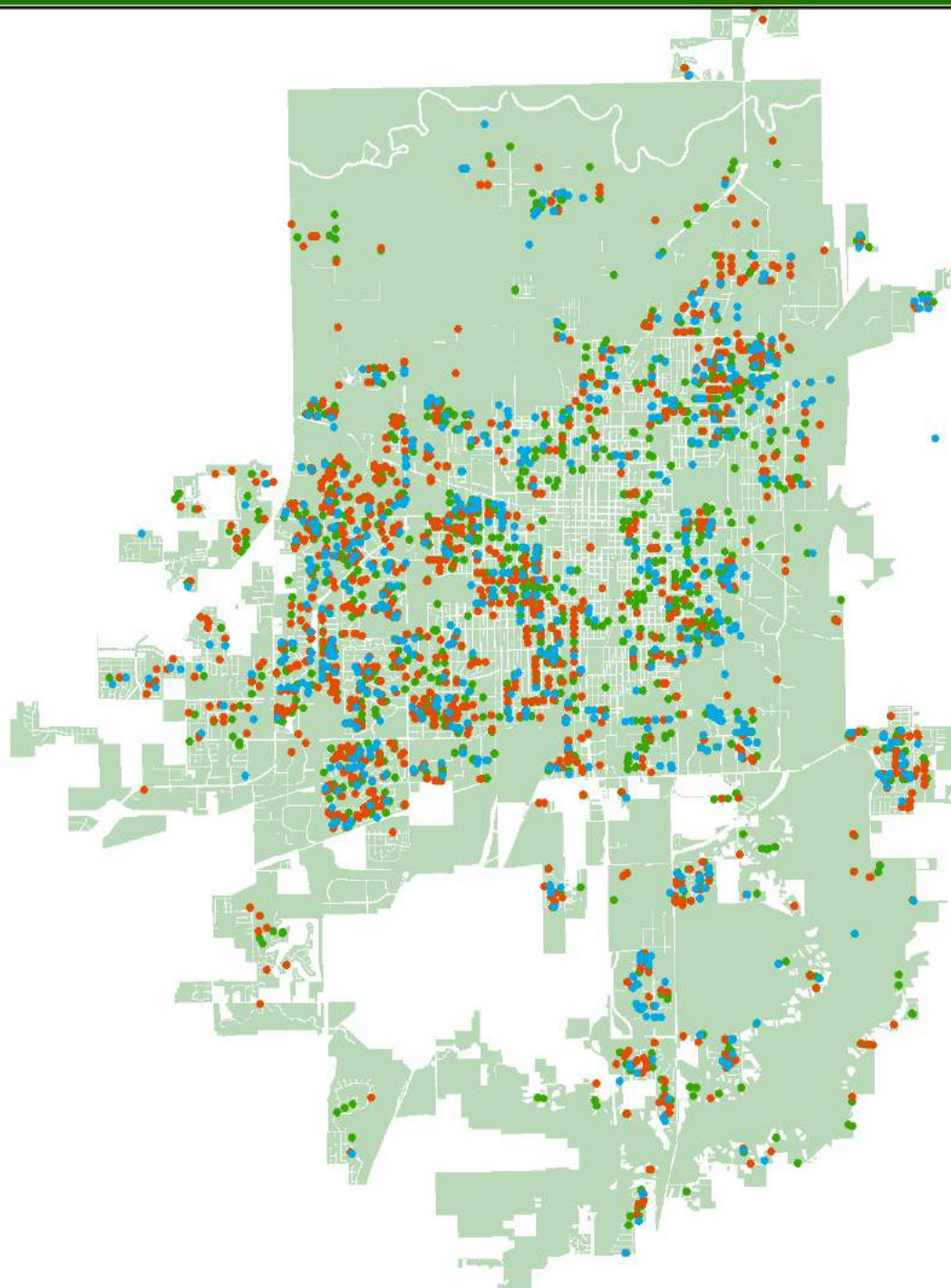
January, 2016

## Survey Sample Location Map

### Legend

- E-Mail Sample
- Phone Sample
- Mail Sample

■ Park\_District



Springfield Park District



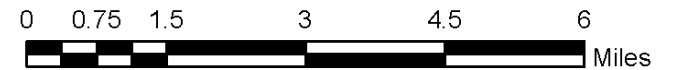
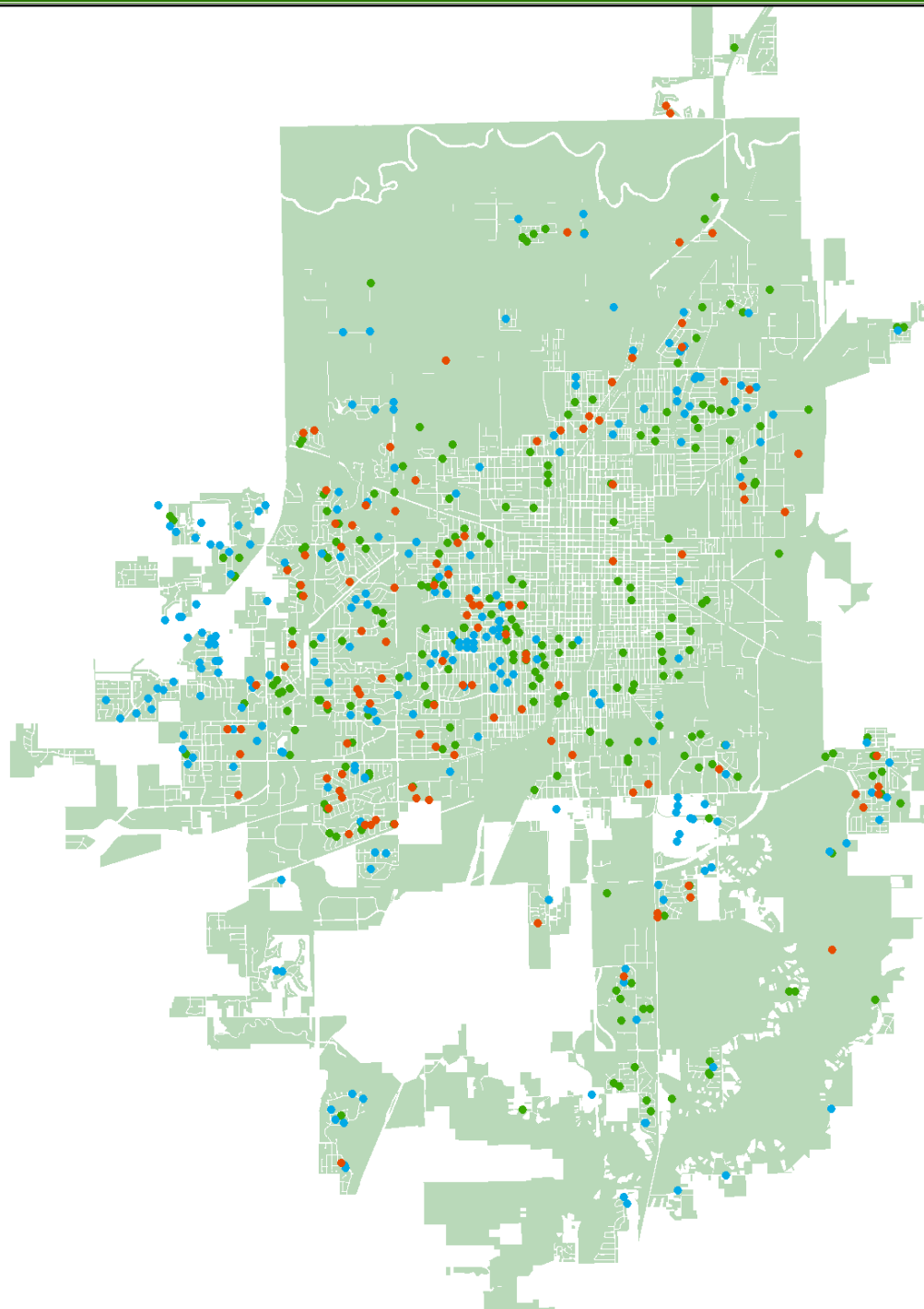
# Springfield Park District Springfield, IL

April, 2016

## Survey Response Location Map

### Legend

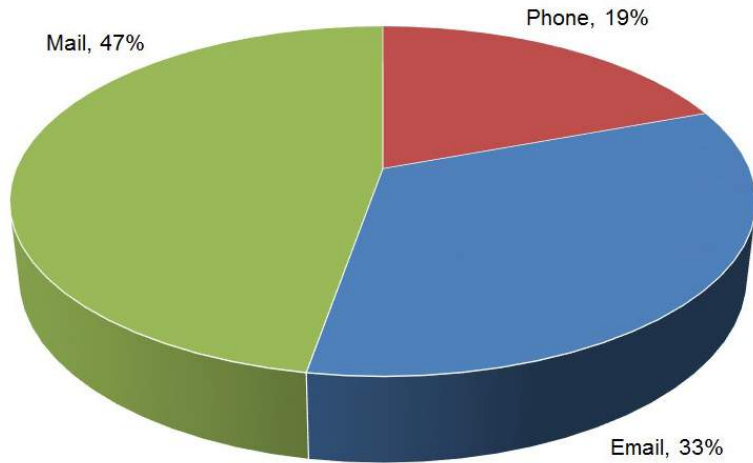
- Phone Response
- E-mail Response
- Mail Response
- Park\_District



Springfield Park District



## Survey Responses by Type



### RESPONSE SUMMARY & ANALYSIS

The survey begins with a series of administrative related questions that capture the overall community satisfaction along with satisfaction of specific areas within the Springfield Park District. The next section of the survey covers recreational programming provided by the District. Parks, Facilities and Trails are broken down into three sections each covering similar question structures with a couple of questions that link the three topics. Due to the high importance of security and safety among the District, the survey asks a few questions about the District Police Force. The survey concludes with a series of demographic questions.

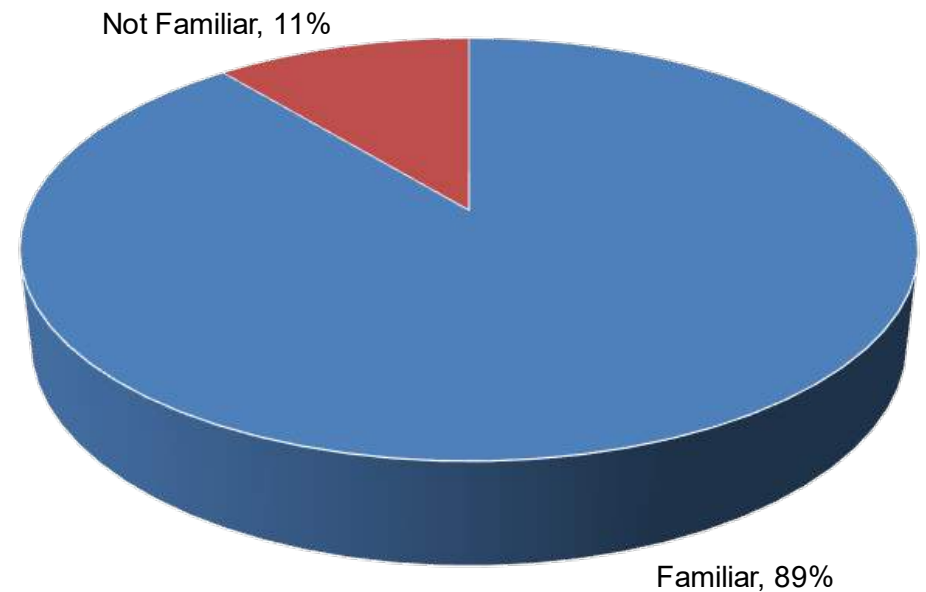




## Q1: How familiar are you with the Springfield Park District?

When asked about familiarity with the Springfield Park District, respondents were permitted to say they were "Familiar" or "Not Familiar". 89% of all respondents indicated they were familiar with the District. These findings show that the District has high visibility in the community, however there is always room to improve the number of "Familiar" responses.

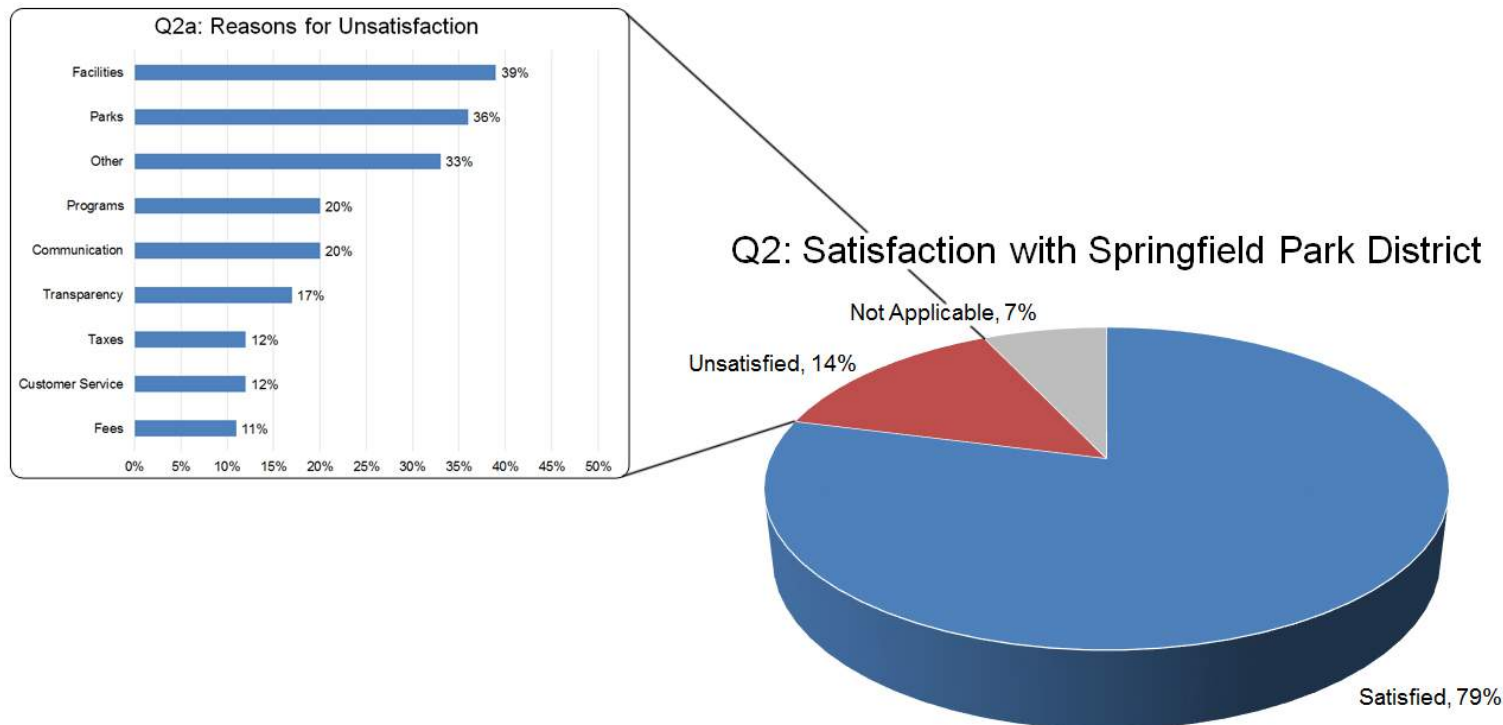
## Q1: Familiarity with Springfield Park District



## Q2: How would you rate your overall satisfaction with the Springfield Park District?

Those surveyed were asked to characterize their overall satisfaction with the Springfield Park District. Respondents were provided the choices to say they were “Satisfied”, “Unsatisfied” or “Not Applicable”. The data in the graph below shows that 79% of respondents said they were “Satisfied” and 14% “Unsatisfied”. There were also 7% of those surveyed that selected “Not Applicable”. These individuals may not have an opinion because they do not currently use the Springfield Park District and may be part of the “Not Familiar” group from question 1.

Question 2A then asked dissatisfied respondents to explain why they were “Unsatisfied”. The graph below shows the responses, with “Facilities” (39%) and “Parks” (36%) receiving the most selections. Additional “Other” (33%) answers can be found in the Appendix at the end of the Master Plan.

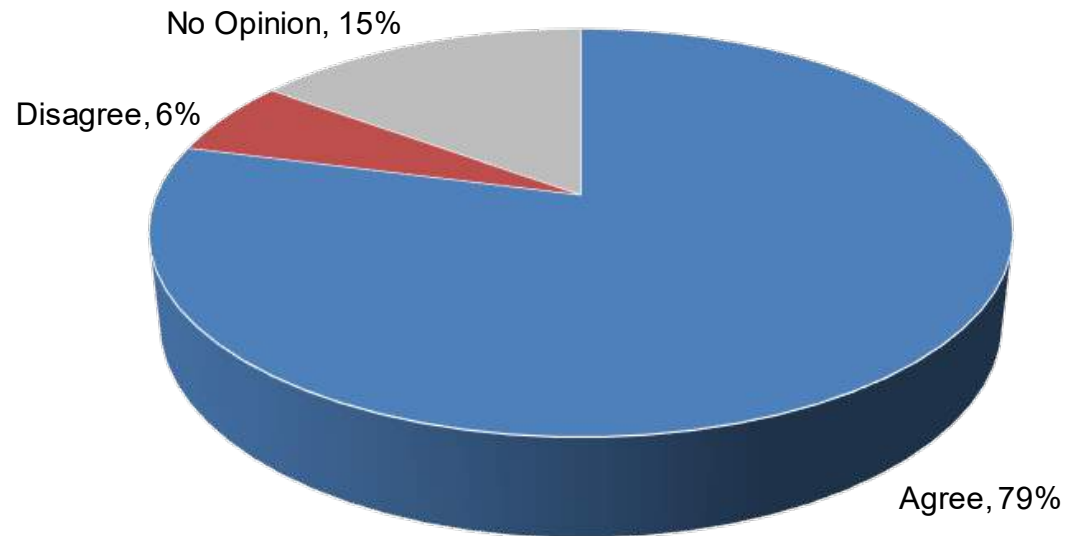


## Springfield Park District

### Q3: Would you agree that the Springfield Park District contributes to your quality of life?

Respondents were asked if they agreed with the statement that the Springfield Park District contributes to their quality of life. The graph below shows the responses. Overall, responses were favorable for the District. 79% said they "Agree". The negative response was small, with just 6% saying they "Disagree". This very positive "Agree" response rate is higher than average percentages seen from Park Districts around the Chicagoland area. This could be due to the location of the City of Springfield being distanced away from larger neighboring communities, the District has a larger impact on the community it serves.

### Q3: Springfield Park District Contributes to Quality of Life

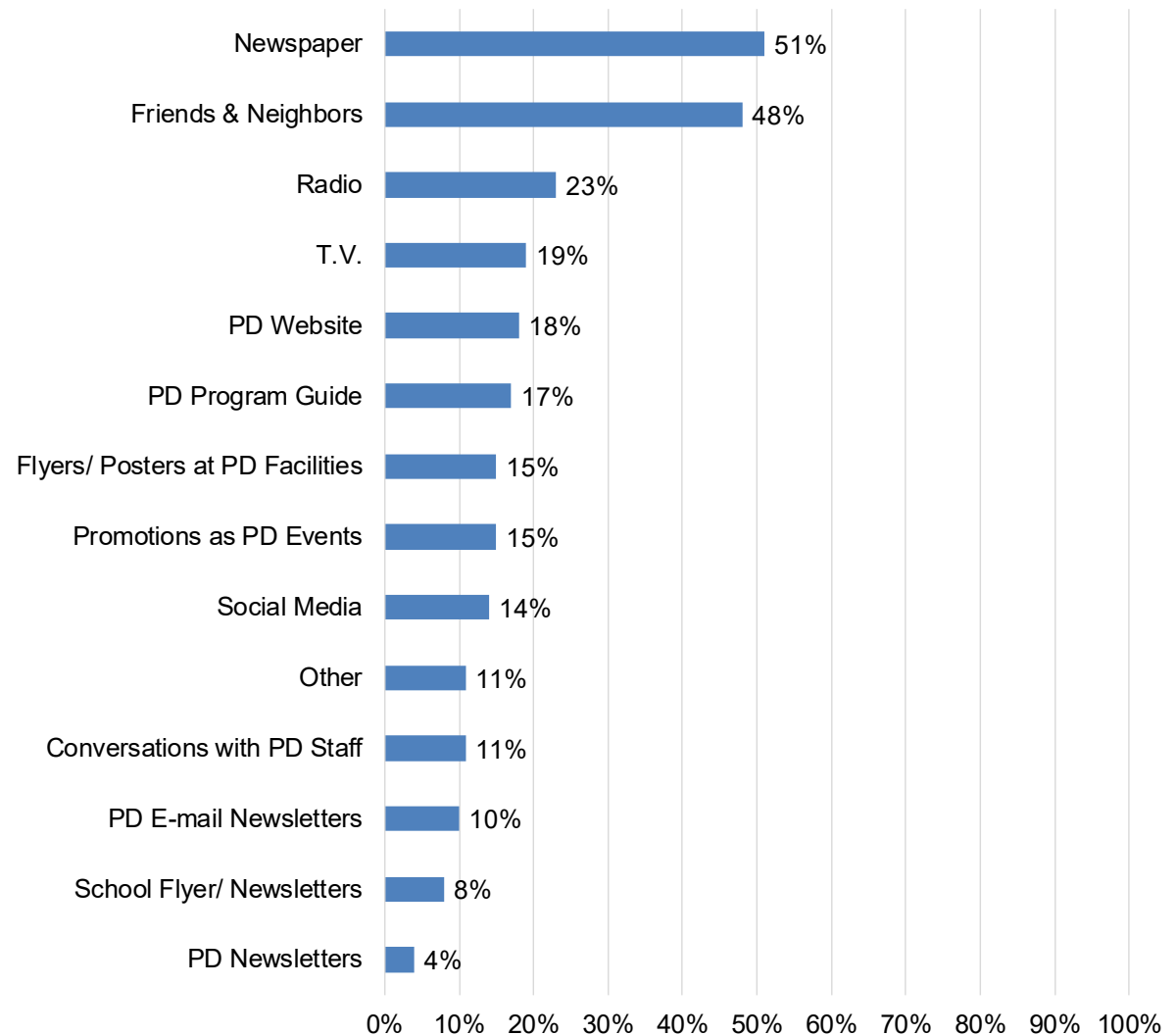




## Q4: How do you learn about the Springfield Park District?

When asked how they learn about the District, three out of the four most common responses were media, including “Newspaper” (51%), “Radio” (23%) and “T.V.” (19%). While newspaper articles are often ranked high, rarely is newspaper ranked as the highest overall. Public Research Group has never seen radio and television ranked higher than the District Website (18%) or District Program Guide (17%). The website and program guide are typically ranked in the top 3 in most District public surveys. This could mean the Springfield Park District has made a conscience effort to announce events and programs via local media outlets. It also notes that the District’s program guide is not as prevalent and is not a source of focus as with other Park Districts. This should be evaluated to the extent that program guide could be improved in the future.

## Q4: Method of Learning About Springfield Park District

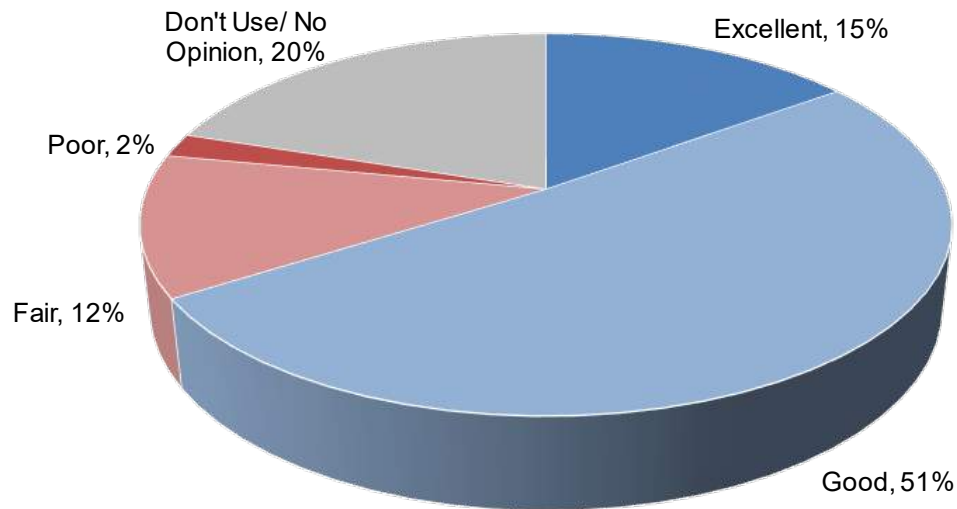


# Springfield Park District

## Q5: How would you rate the overall quality of the programs you and members of your household have participated?

Survey respondents generally feel positive about the overall quality of recreation programs at the Springfield Park District, with 'Good' and 'Excellent' making up a 65% response rate. However, while quality of recreation programs remains in the 'Good' to 'Excellent' range, 21% of respondents had "don't know". This could possibly mean these individuals do not use any programs offered by the District which is a large segment of the community to market to and have start using the programs of the District.

### Q5: Overall Program Quality





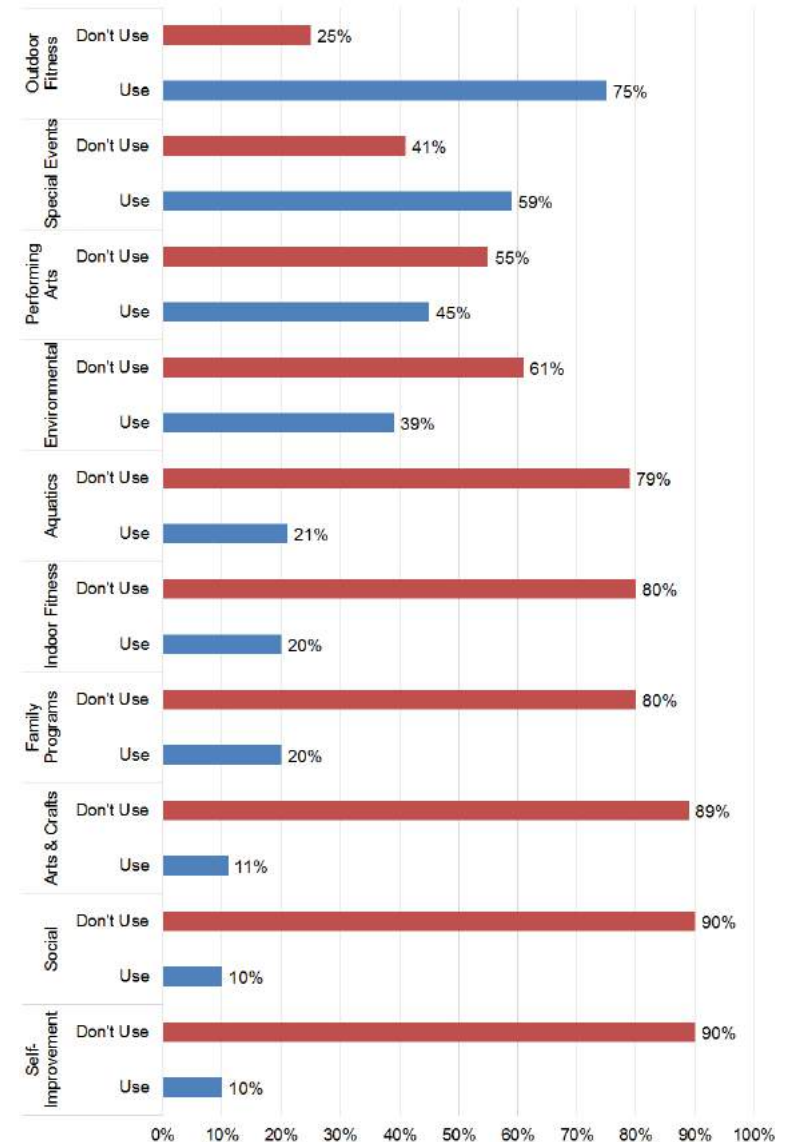
**Q8: Indicate if YOU or ANY MEMBER of your HOUSEHOLD uses the program categories.**

When those surveyed were asked to indicate if they use program categories, they majority of the time the answer was no. Of the ten categories provided, only two categories rated a higher percentage of “use” vs. “don’t use”.

Respondents indicated they use “Outdoor Fitness” at 75% versus don’t use at 25%. “Outdoor Fitness” includes hiking, running, biking, walking and golf. The data also shows the Springfield Park District “Special Events” are used (59%), where respondents are attending one or two day events, concerts, festivals and shows.

However, the majority of the categories show respondents are not using Springfield Park District programs. This includes three of the program categories not being used at a percentage 89% or higher. “Arts & Crafts” such as ceramics, photography, painting and drawing classes is used by 11% of those surveyed. “Social” programs offered such as dancing, teen clubs, senior clubs, single parents and single adults are only used by 10% of the respondents. Finally, also at a 10% usage is “Self Improvement” programs such as computer skills, health and self-defense.

Q8: Program Usage



# Springfield Park District

## Q8 (continued): If YES (used program), indicate whether the Springfield Park District meets your needs.

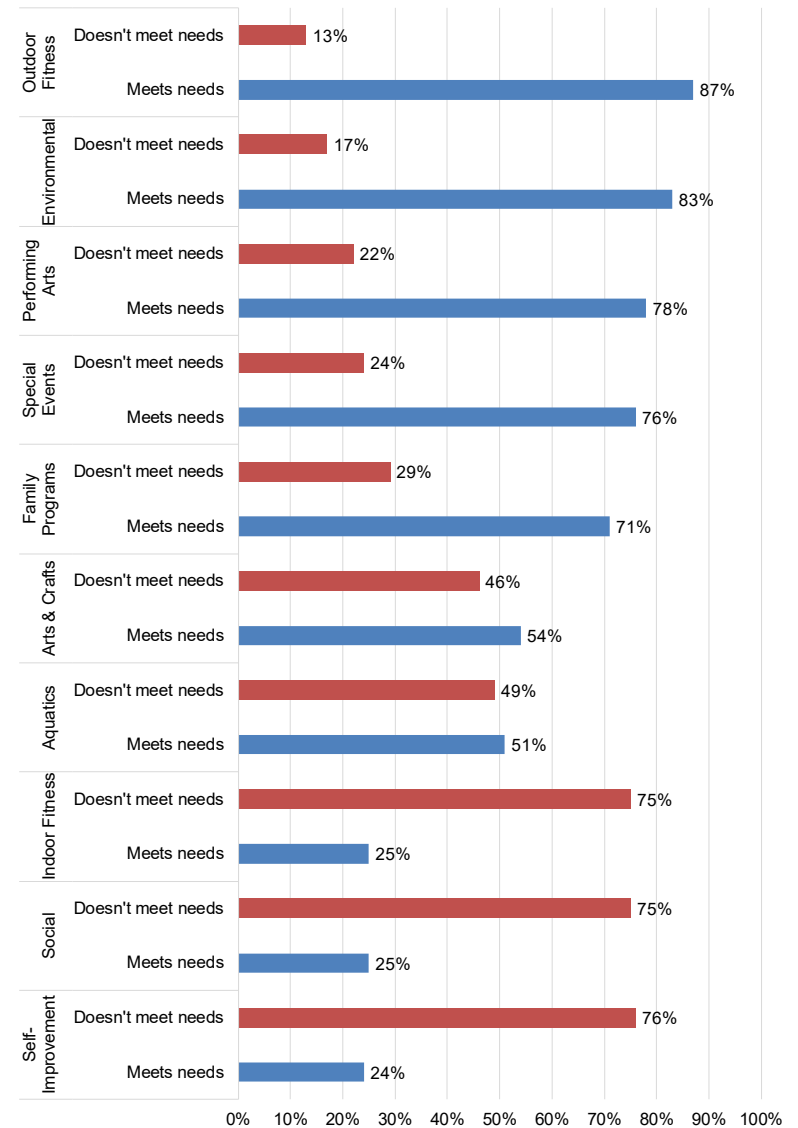
When respondents indicated they did use a program area, they were then asked if that program area met their needs. In seven out of the ten categories respondents indicated their needs were being met at a 51% rate or higher.

Survey results show the users needs being met at a high rate for “Outdoor Fitness” (87%), “Environmental” (83%), “Performing Arts” (78%) and “Special Events” (76%).

Three of the program areas listed on the survey had less than favorable results of needs being met. Respondents that use the “indoor Fitness”, “Social” and “Self-Improvement” programs indicated their needs not being met at a rate of 75% or higher.



Q8: Program Meets Needs of Respondents that Use Program



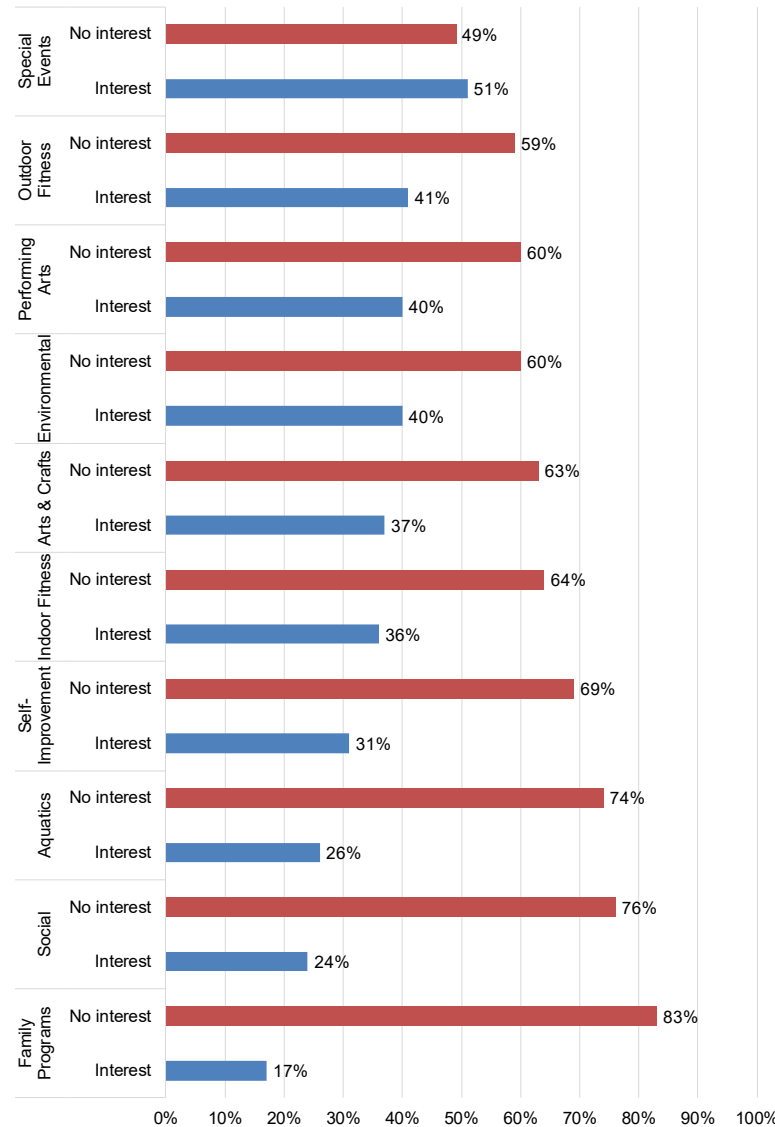
**Q8 (continued): If NO (used program), indicate if there is an interest.**

When respondents indicated they do not currently use a program area, they were then asked if they had an interest in that program area in the future. Of the ten areas surveyed, only one program area received a percentage rate higher than 50% for respondents interested in the program. 51% of respondents that do not currently use the “Special Events” programs, shared that they would be interested in “Special Events” in the future.

Several of the surveyed program areas received a high percentage of responses that there is no interest from those currently not using programs. “Family Programs” (83%), “Social” (76%) and “Aquatics” (74%) received the least interest from respondents.

So, if “Family Programs” is used as an example to analyze question 8, 20% of those surveyed use ‘Family Programs’. Of those 20% of users, 71% indicated the programs meet their needs.

Q8: Interest in Programs that Respondent Does Not Use



# Springfield Park District

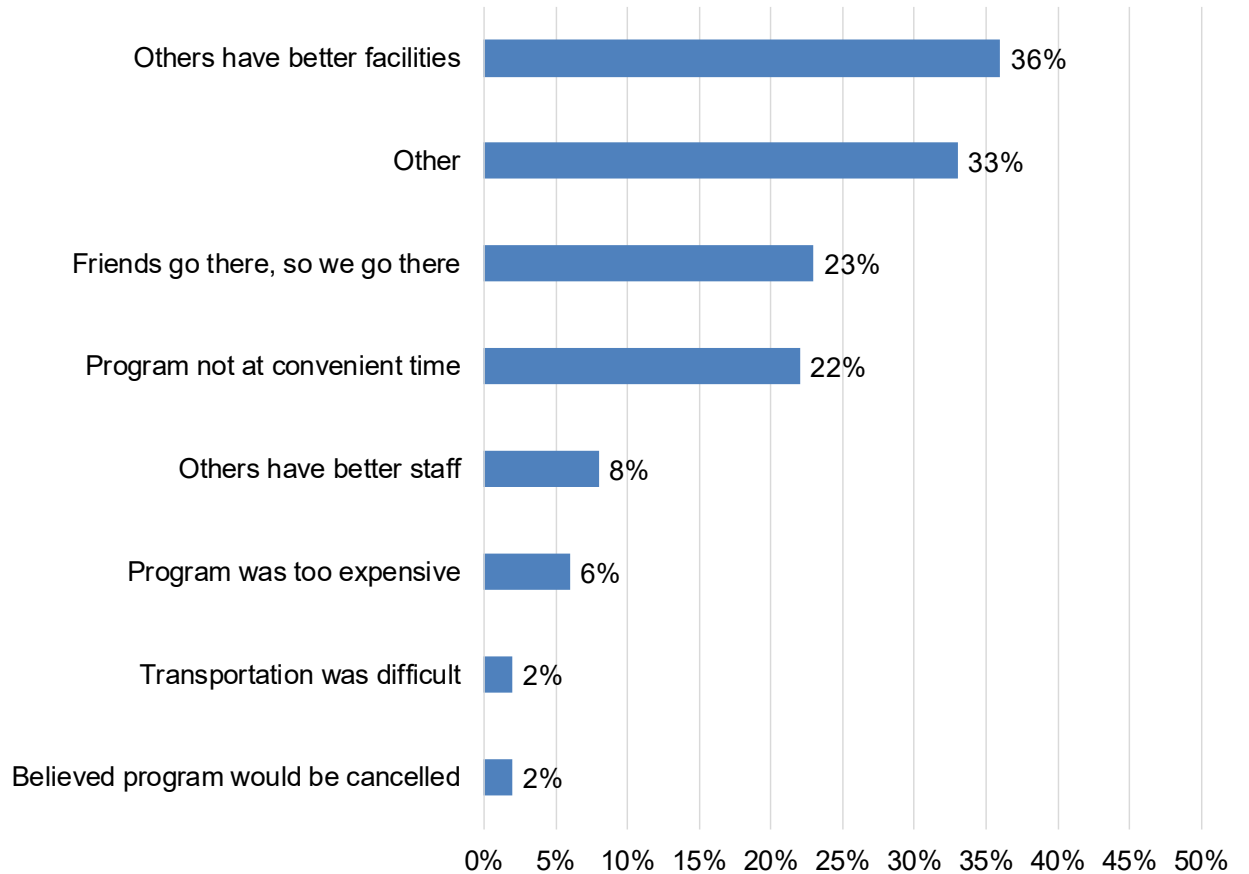
## Q6: If you go outside of the Park District for recreational services, why do you find it necessary to do so?

The data shows the number one reason (36%) people leave the Springfield Park District is because "Others have better facilities". In this case, "others" may be state parks, private clubs, YMCA or the library (see question 7).

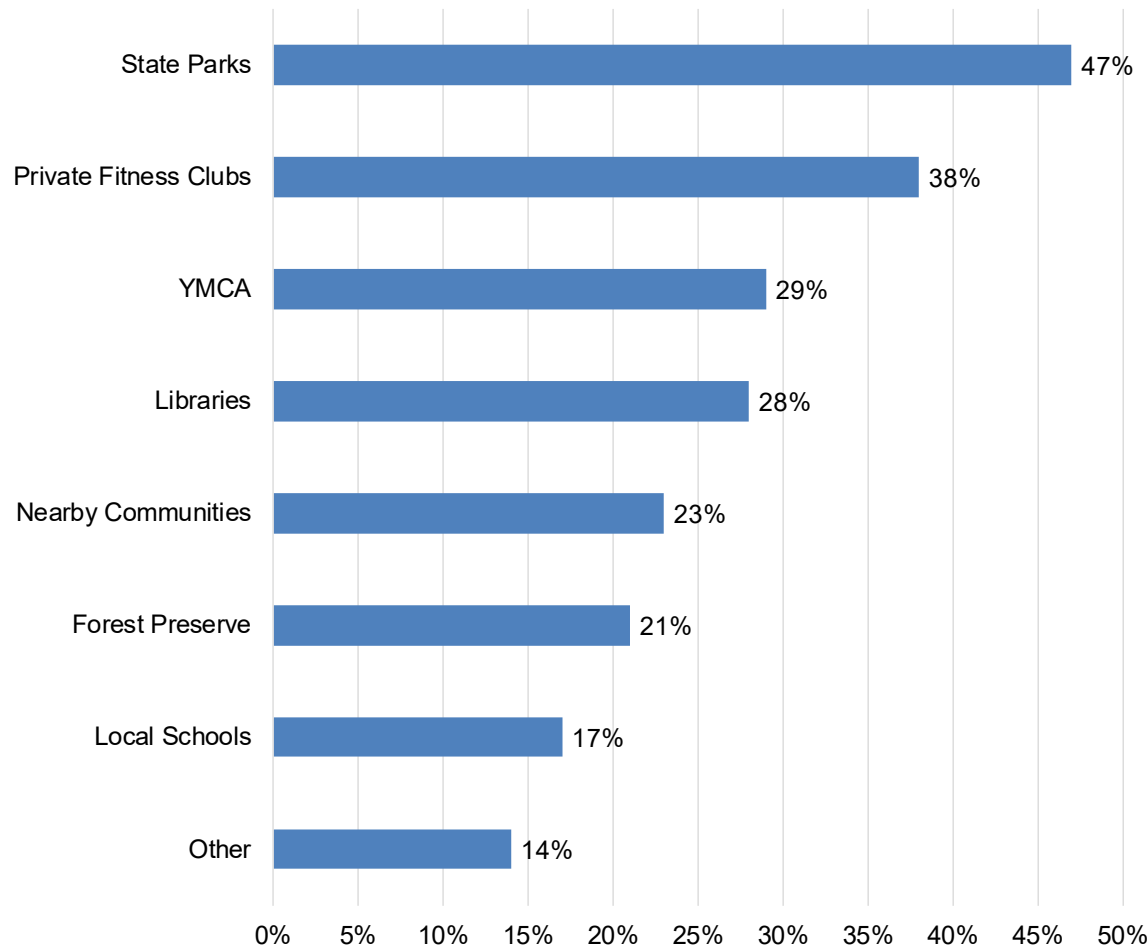
33% of respondents also indicated "Other" as the reason to leave the Springfield Park District. This was the second most selected option in question 6. The reasons varied greatly, including the lack of youth athletics, other golf courses and fitness. The entire list of write-in reasons is compiled in the Appendix.

"Friends go there, so we go there" was selected as the third most popular reason to leave the Springfield Park District, at 23%. Followed closely by "Programs not at a convenient time" at 22%.

## Q6: Reasons for Outside Recreation



## Q7: Recreation Outside of the Park District



### Q7: Where else do you or members of your household go for recreation programs and/or services?

This question asked where else besides the Springfield Park District does the community recreate. When those surveyed are not using the Springfield Park District for recreation, they indicated they are using the “State Parks” system as their number one choice (47%). This could mean they are visiting Sangchris Lake State Park or they are possibly confused and not aware they are using one of Springfield Park District’s large parks in the area.

A large percentage of respondents also indicated they are using “Private Fitness Club” (29%) and the YMCA (28%) for recreation programs and/or services. These answers directly relate to the lack of a fitness center owned and operated by the District.

Those surveyed are also utilizing the public libraries (28%), nearby communities (23%), forest preserve (21%) and local schools (17%) for recreation programs and services.

# Springfield Park District

## Q11: How often do you or members of your household use the parks, facilities and trails provided by the Springfield Park District?

When asked how often respondents use the parks, facilities and trails, the majority of use in all three categories was "Occasional" use, including approximately 50% of the Facilities being used "Occasionally".

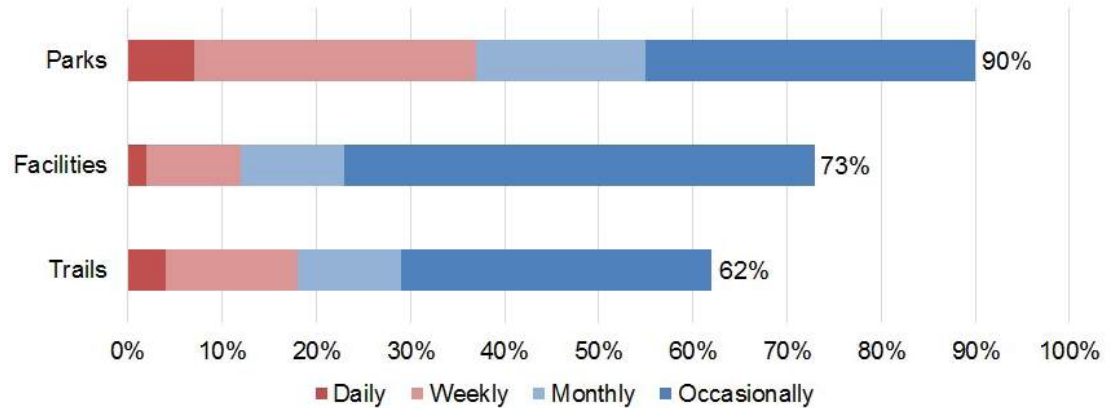
Of the three categories, Parks receive the highest usage at nearly 90% of those surveyed, with approximately 35% using the parks "Occasionally" and approximately 30% using the parks "Weekly".

## Q9: How would you rate your satisfaction with the Springfield Park District Parks?

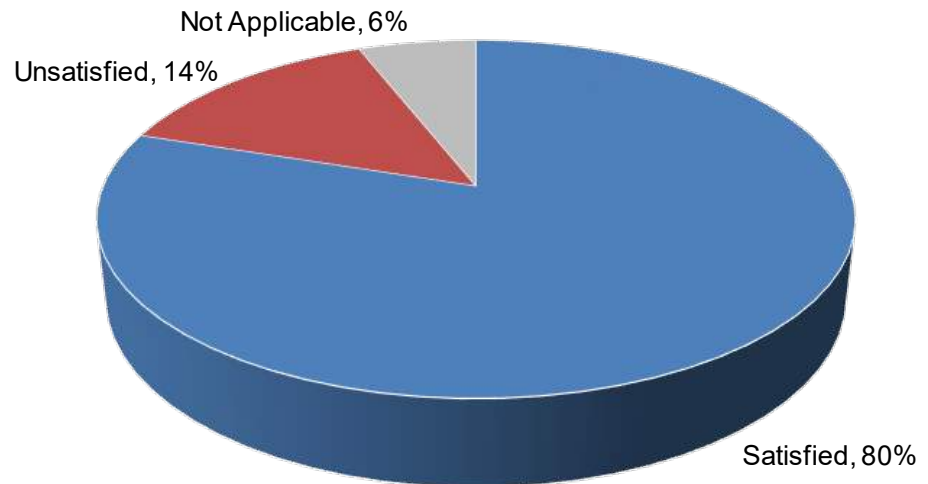
Overall, when those surveyed were asked about the parks offered by the Springfield Park District, the response was favorable. 80% of respondents were "Satisfied" with the parks in general. Public Research Group rarely sees a satisfaction rating for parks lower than 70% for other Park Districts, and typically sees ratings in the 80-90% range.

6% of the respondents selected "Not Applicable". This could be an indication they have not visited a park or not aware of the parks offered by the Springfield Park District.

## Q11: Parks, Facilities & Trails Usage



## Q9: Satisfaction with Springfield Park District Parks



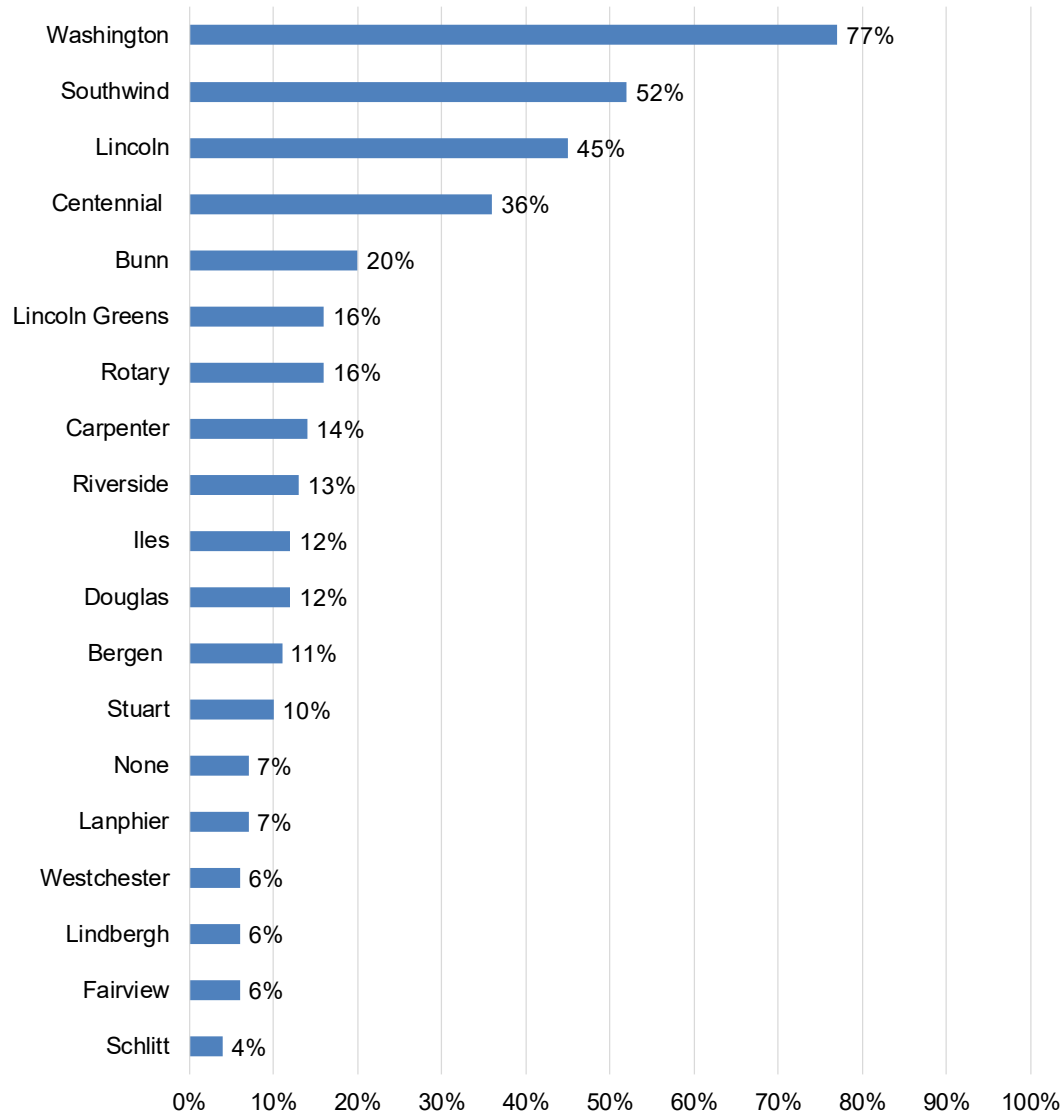


## Q12a: Park Usage (1 of 2)

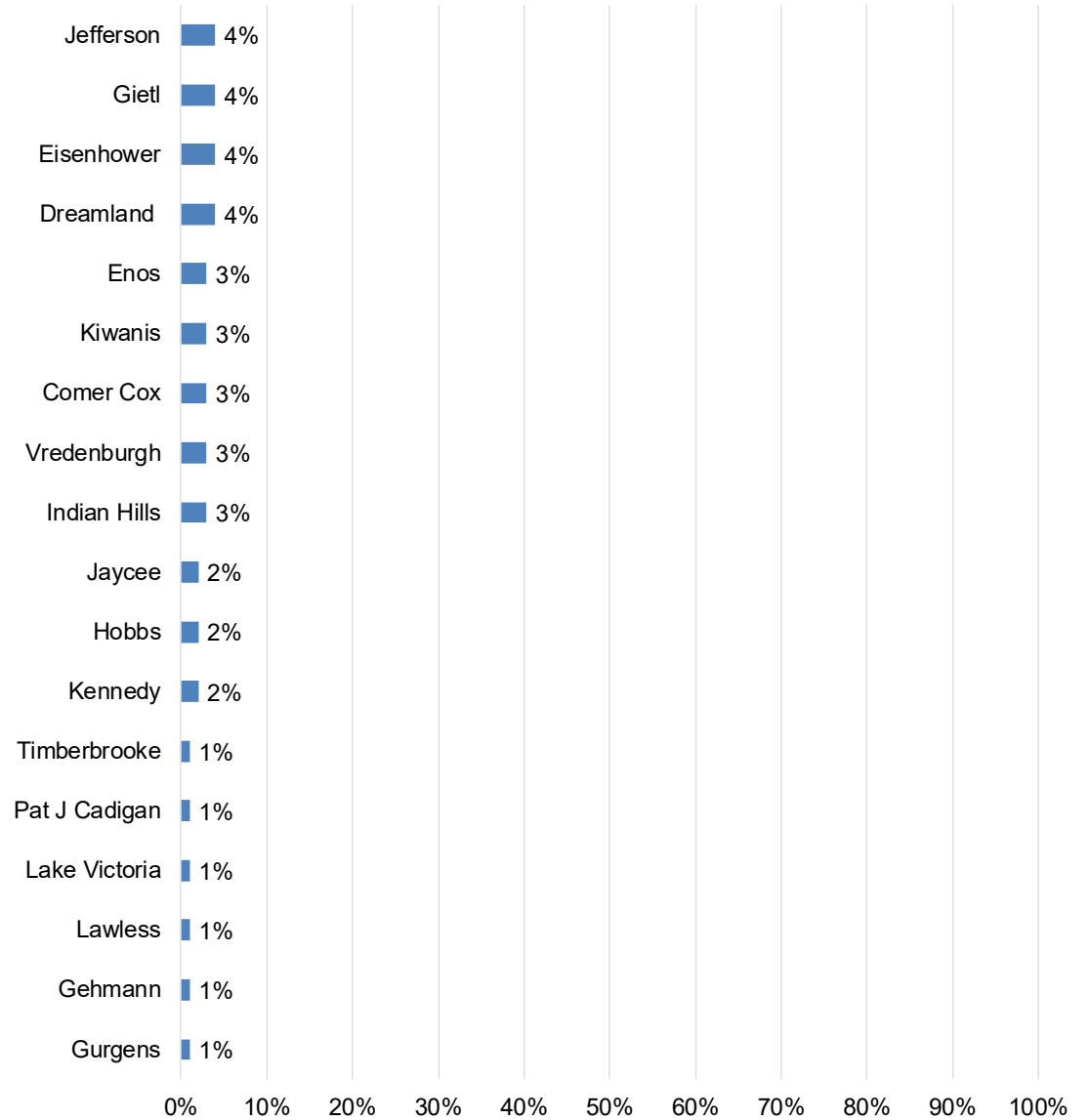
**Q12a: Check ALL the Springfield Park District PARKS you or members of your household have visited over the past 12 months.**

Respondents were asked to indicate all the parks they have visited in a 12 month period. There is little surprise regarding the most used parks including “Washington” (77%), “Southwind” (52%), “Lincoln” (45%) and “Centennial” (36%). Not only are these four of the largest parks offered by the Springfield Park District, they also contain a large number of amenities.

There were six parks that were visited by only 1% of those surveyed. The majority of these parks are smaller parks offering passive recreation or are unique to a neighborhood. However, “Gurgens” Park is the District’s largest park and is only visited by 1% of those surveyed.



## Q12a: Park Usage (2 of 2)



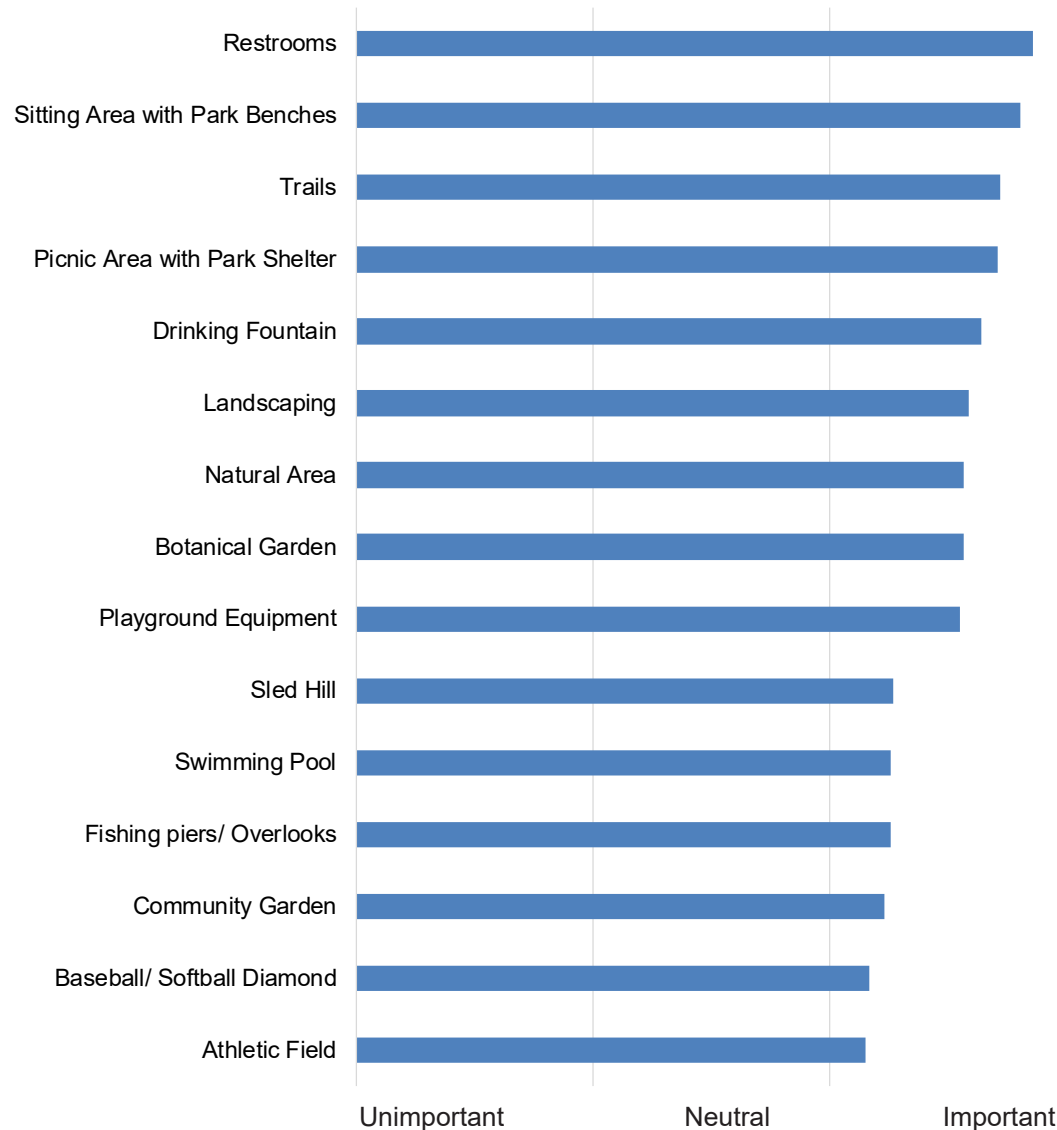
## Q16: Park Amenity Importance (1 of 2)

**Q16: Select the following park amenities that are important for you and your household.**

Survey respondents were provided a list of 31 different park amenities and asked to select those that were important to their household.

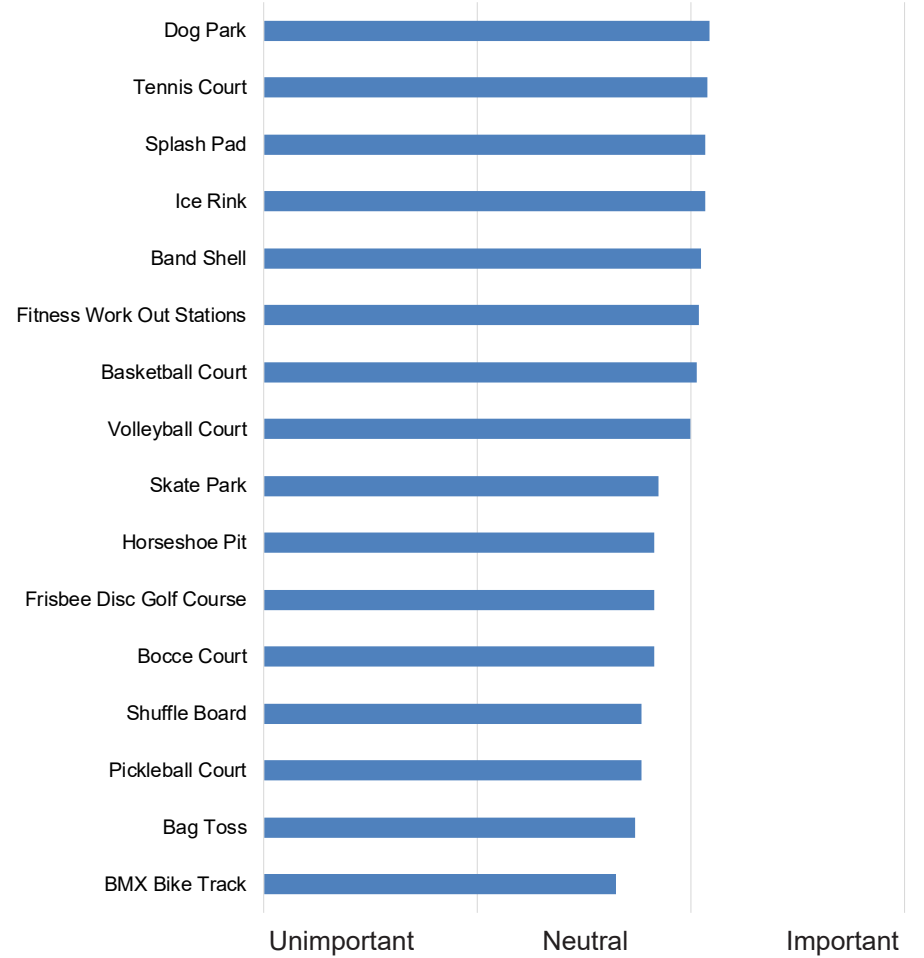
Overall, 23 out of the 31 different amenities received a ranking of neutral or higher. The park amenity receiving the most support was “Restrooms”, with “Sitting Area with Park Benches” a close second.

Eight of the park amenities received an overall ranking of below neutral from the respondents, with “Bag Toss” and “BMX Bike Track” being the least desired.





## Q16: Park Amenity Importance (2 of 2)

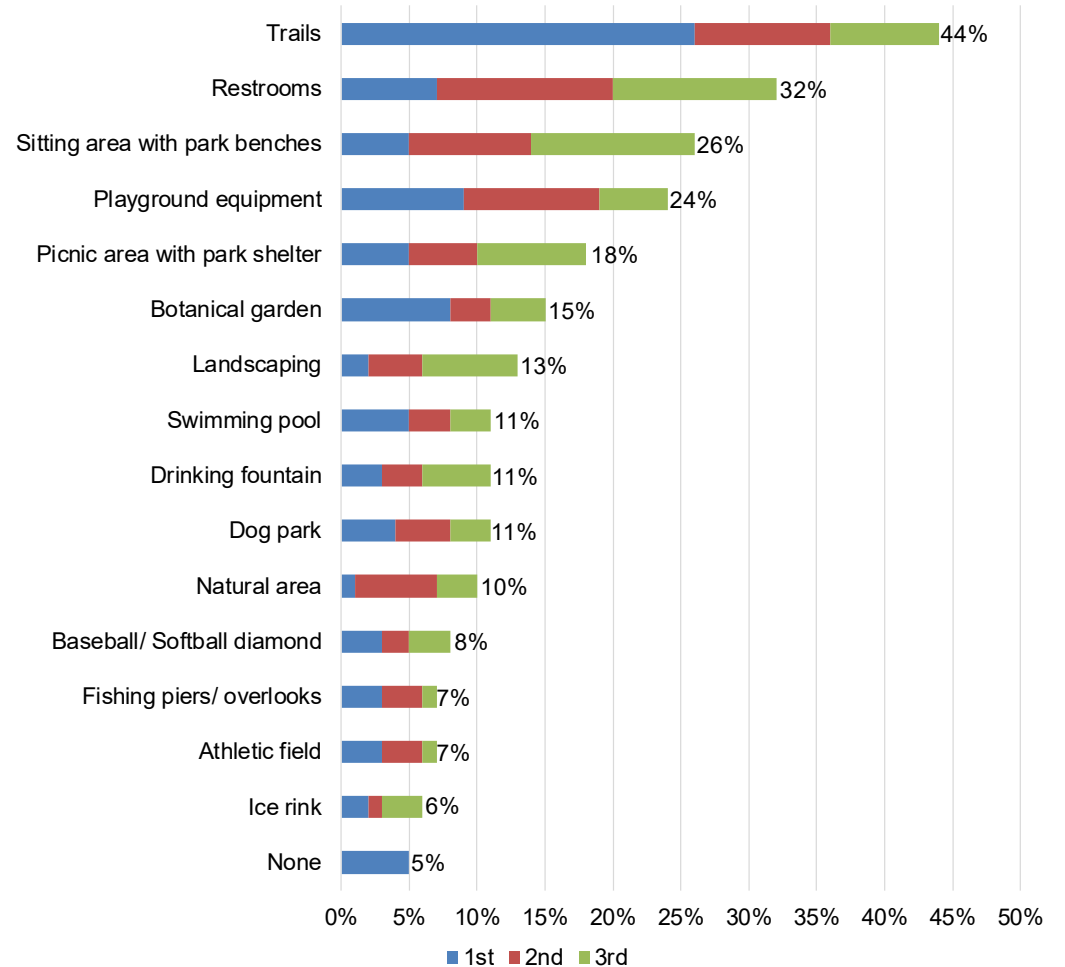


## Q17: Which THREE of the park elements are most important in your household?

The graphs that follow show the totals of each park element ranked by the preference of the survey respondent's household. All three choices are represented by three different colors, blue being the first choice of the respondent, red is second most important and green is the third choice.

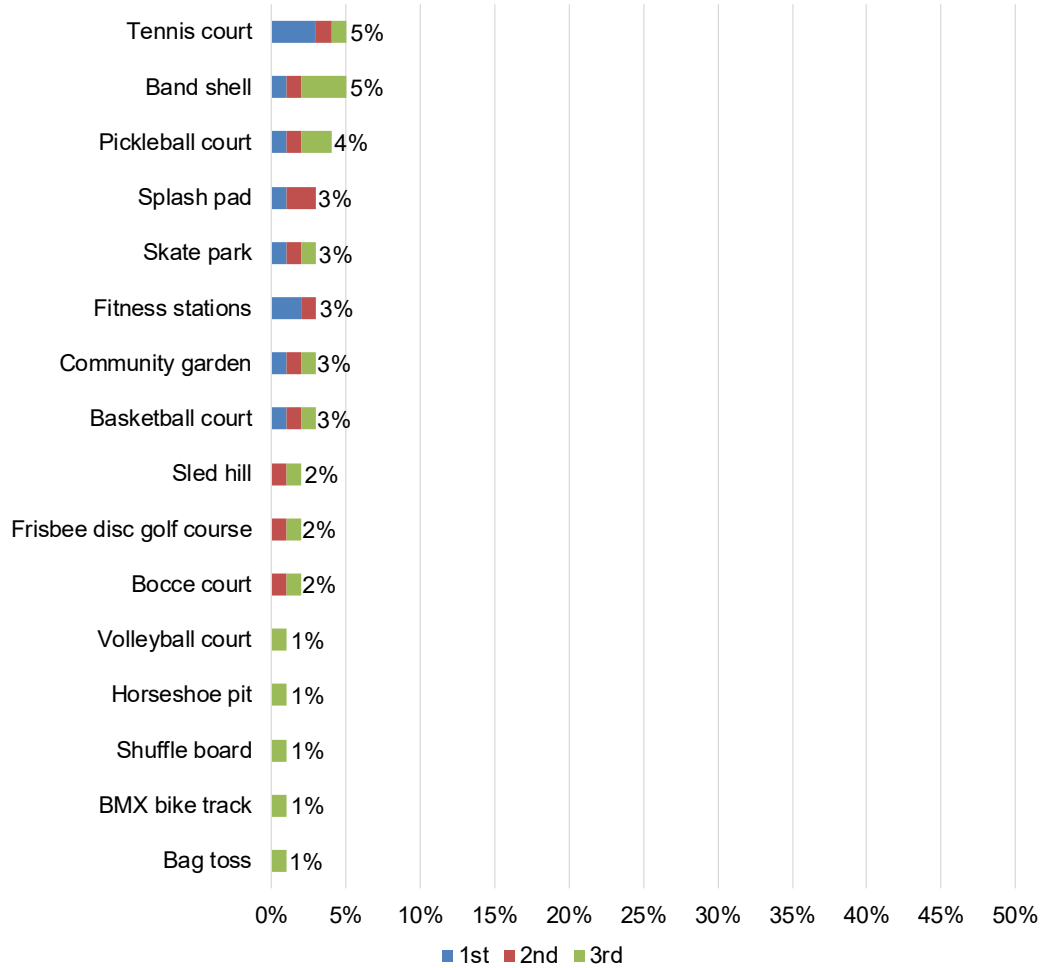
The top three most important elements are "Trails" at 44%, "Restrooms" at 32% and "Sitting area with park benches" at 26%. In addition to being ranked the highest overall, "Trails" also by far received the most first place votes. "Volleyball court", "Horseshoe pit", "Shuffle board", "BMX bike track" and "Bag toss" were all the lowest ranked park elements with 1% or less.

### Q17: Most Important Amenity (1 of 2)



# Springfield Park District

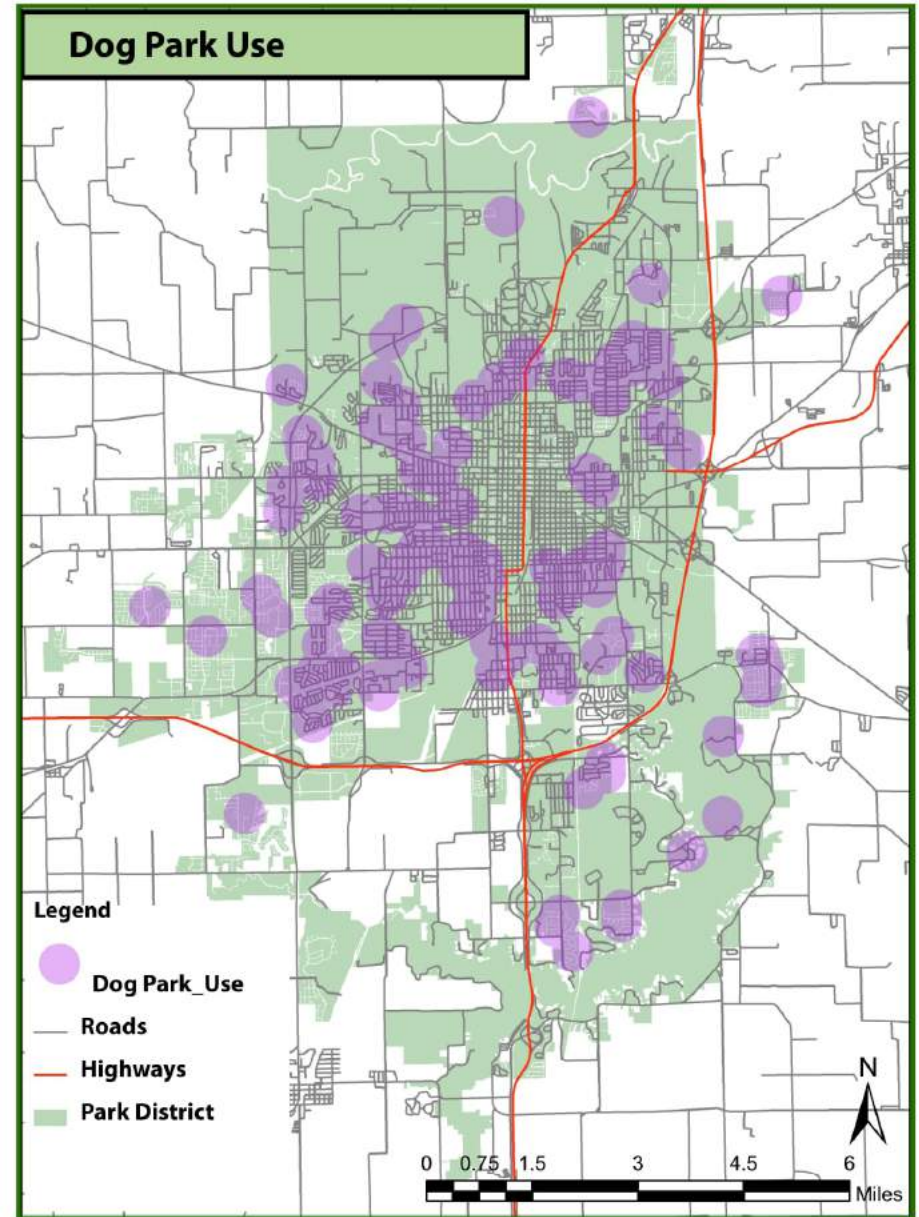
## Q17: Most Important Amenity (2 of 2)



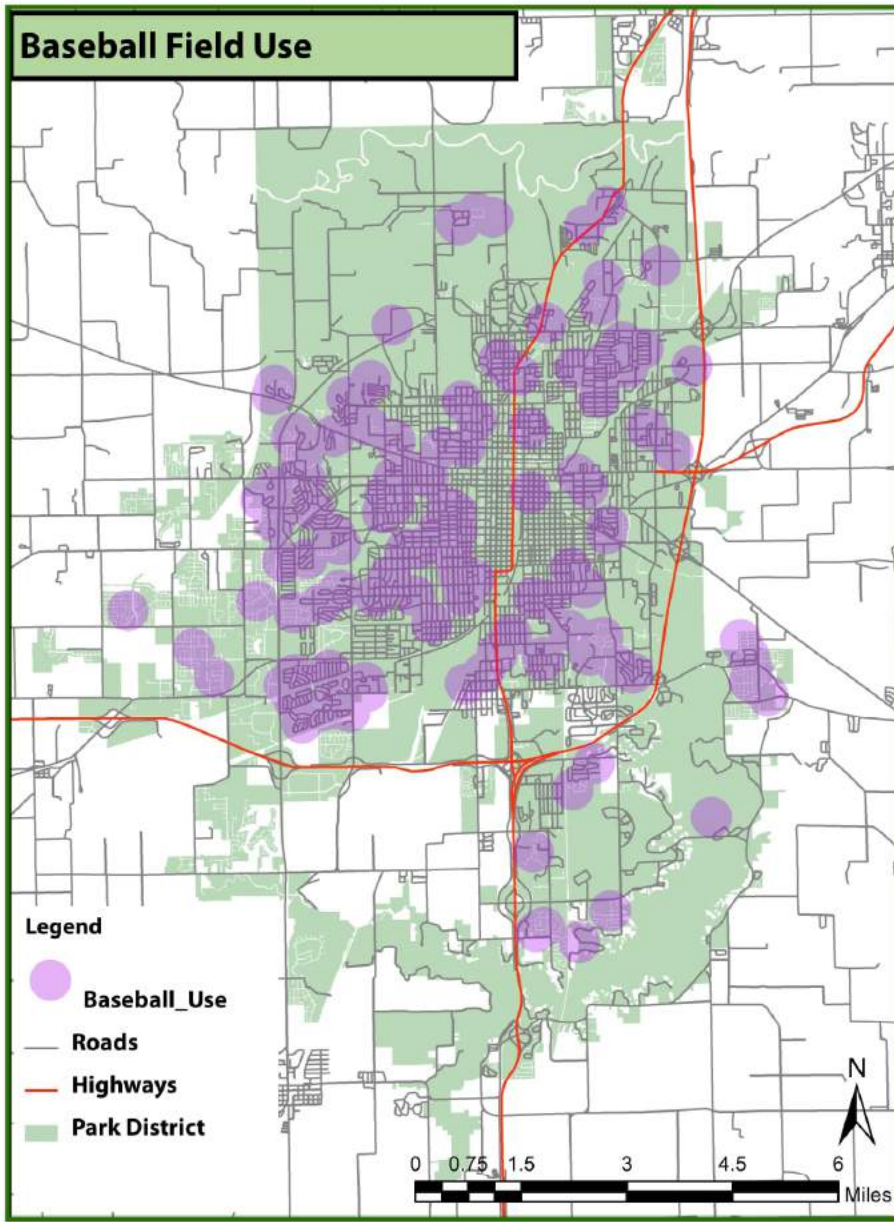


## GIS MAP: Dog Park Use

Using information from the survey, the adjacent map was created in order to illustrate the locations of respondents who use local dog parks. This map shows very little geographic bias, as people from every quadrant of Springfield use dog parks. There is a slightly higher density of users to the west, indicating a that the current dog park is being used and the need for a second one is justified with a high chance of standby use and success.



# Springfield Park District



## GIS MAP: Baseball Field Use

This map was generated through a combination and interpolation of data gathered in the community survey. Since there was no single question asking if residents used baseball fields, Data from individuals who ranked "Baseball/Softball Diamonds" as "Important" in question 16 were cross referenced with question 12a's parks which contained baseball/softball fields (Bunn East, Douglas, Eisenhower, etc.). This information lead to data points of surveyed residents who most likely use baseball fields.

The map illustrates very little geographic bias, with a slightly denser area of users to the West. Due to the wide-spread area of use, it is not possible to determine which fields specifically serve the largest groups of users.




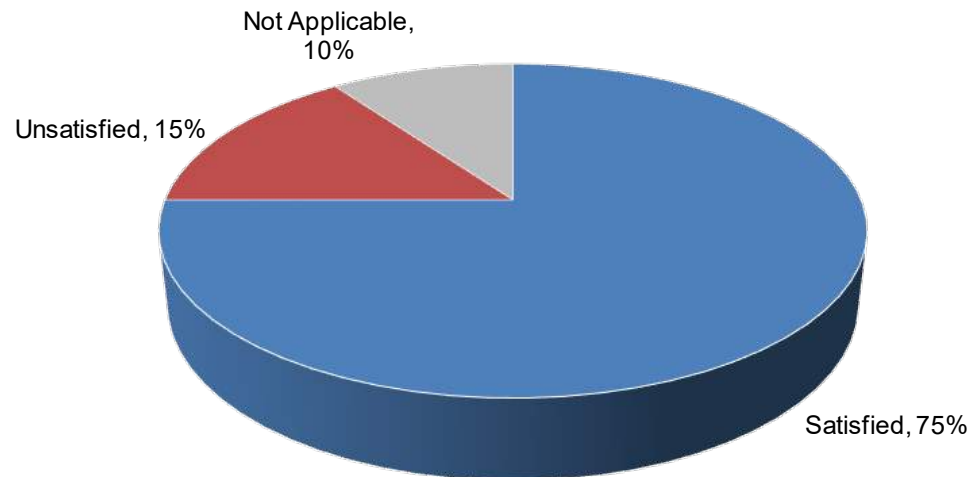


### Q10: How would you rate your satisfaction with the Springfield Park District facilities?

Respondents were also asked about their overall satisfaction the facilities offered by the Springfield Park District. In this case, facilities could include Nelson Center Ice Rinks, Washington Park Pavilion, Henson Robinson Zoo, Carillon, Erin's Pavilion, Botanical Gardens, Eisenhower Aquatic Center, Velasco Tennis Center or several other facilities.

Much like the parks, responses were favorable towards facilities, with 75% of respondents indicating they were "Satisfied" with the facilities and 15% indicating they were "Unsatisfied". 10% of the respondents selected "Not Applicable". This could be an indication they have not utilized any of the facilities or not aware of the facilities offered by the District.

### Q10: Satisfaction with Springfield Park District Facilities



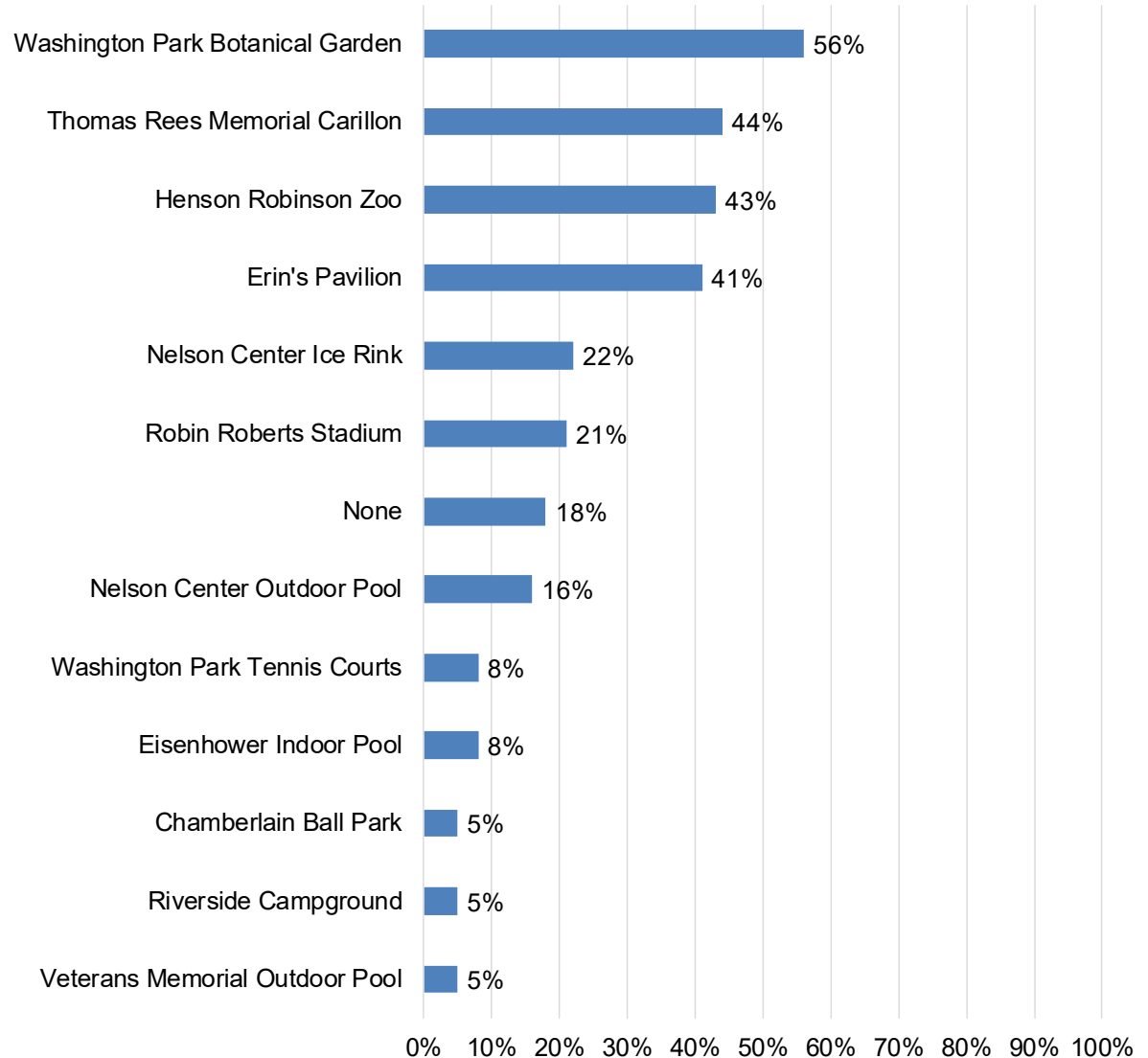
# Springfield Park District

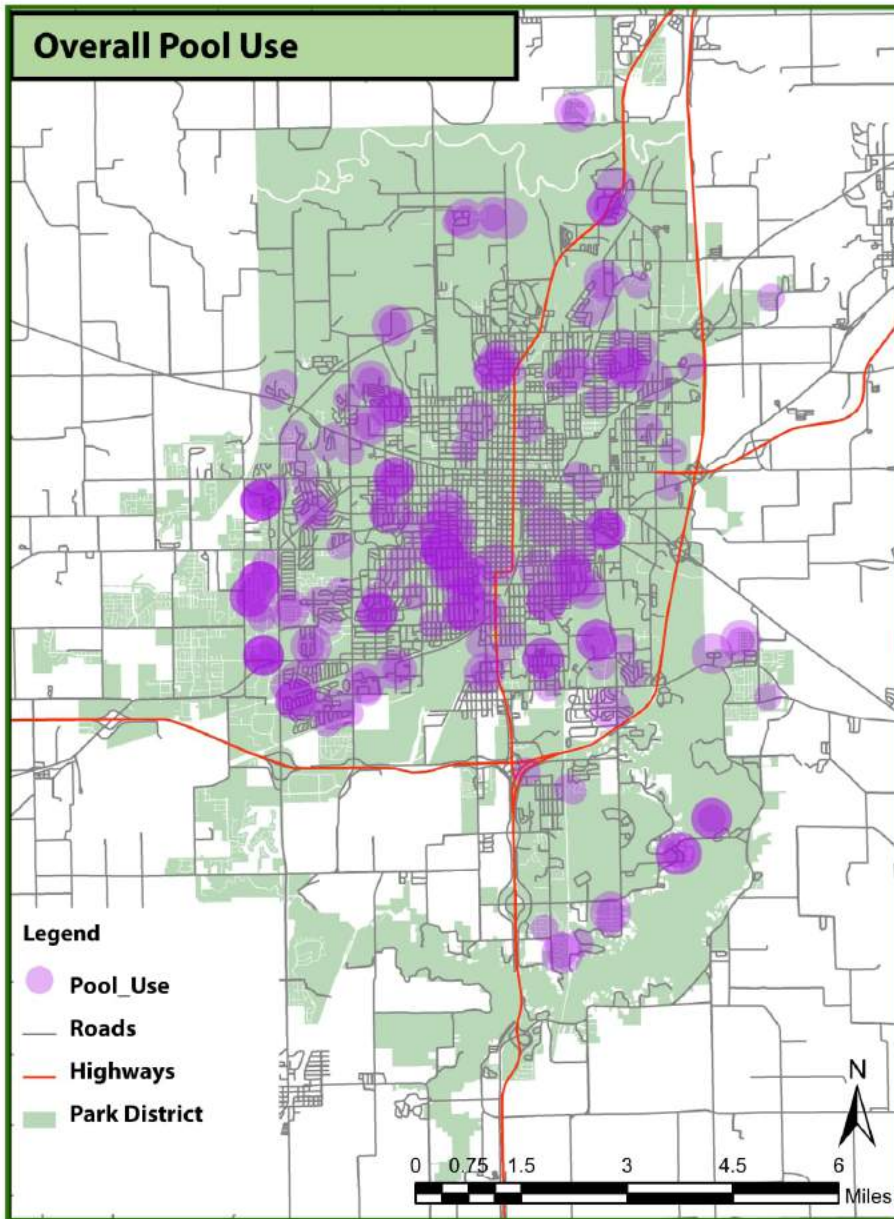
**Q12c: Check ALL the Springfield Park District FACILITIES you or members of your household have visited over the past 12 months.**

When asked what Facilities respondents have visited in a 12 month period, the number one facility was the "Washington Park Botanical Garden" at 56%. Also visited at least once in a year was "Thomas Rees Memorial Carillon" (44%), "Henson Robinson Zoo" (43%) and "Erin's Pavilion" (41%).

The least visited facilities were "Chamberlain Ball Park", "Riverside Campground" and "Veterans Memorial Outdoor Pool". Each of these three locations are more specialized in nature and it may make sense only 5% of those surveyed have visited these facilities.

### Q12c: Facility Usage



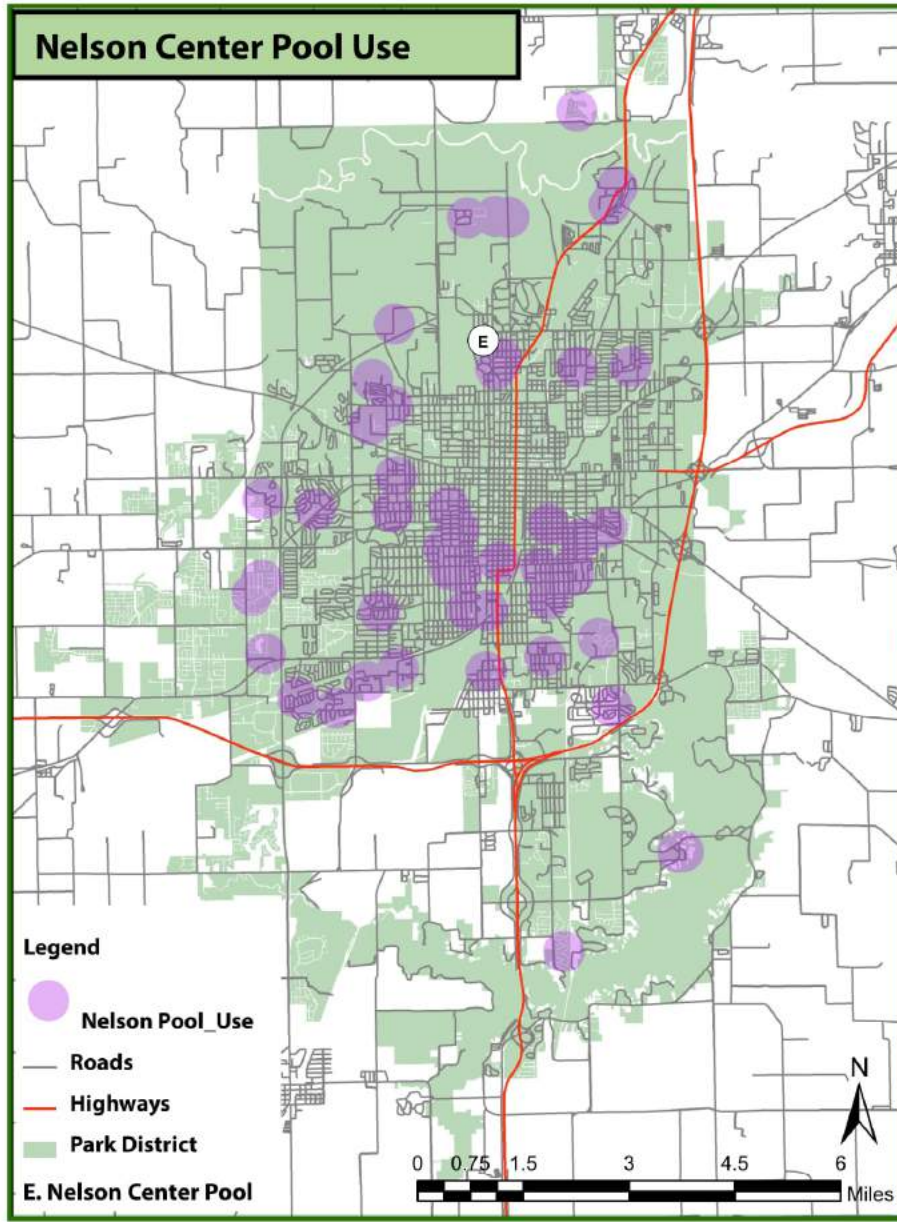


## GIS MAP: Overall Pool Use

Question 12c asked which facilities residents have used in the past 12 months including “Eisenhower Indoor Pool”, “Nelson Center Outdoor Pool” and “Veterans Memorial Outdoor Pool”. Responses for all three pool locations were plotted on a map and overlaid with each other. The resulting heat map shows the densest areas of pool users from the community survey. The three pool locations and data were then separated out to determine which pools were used most and by which location.



# Springfield Park District



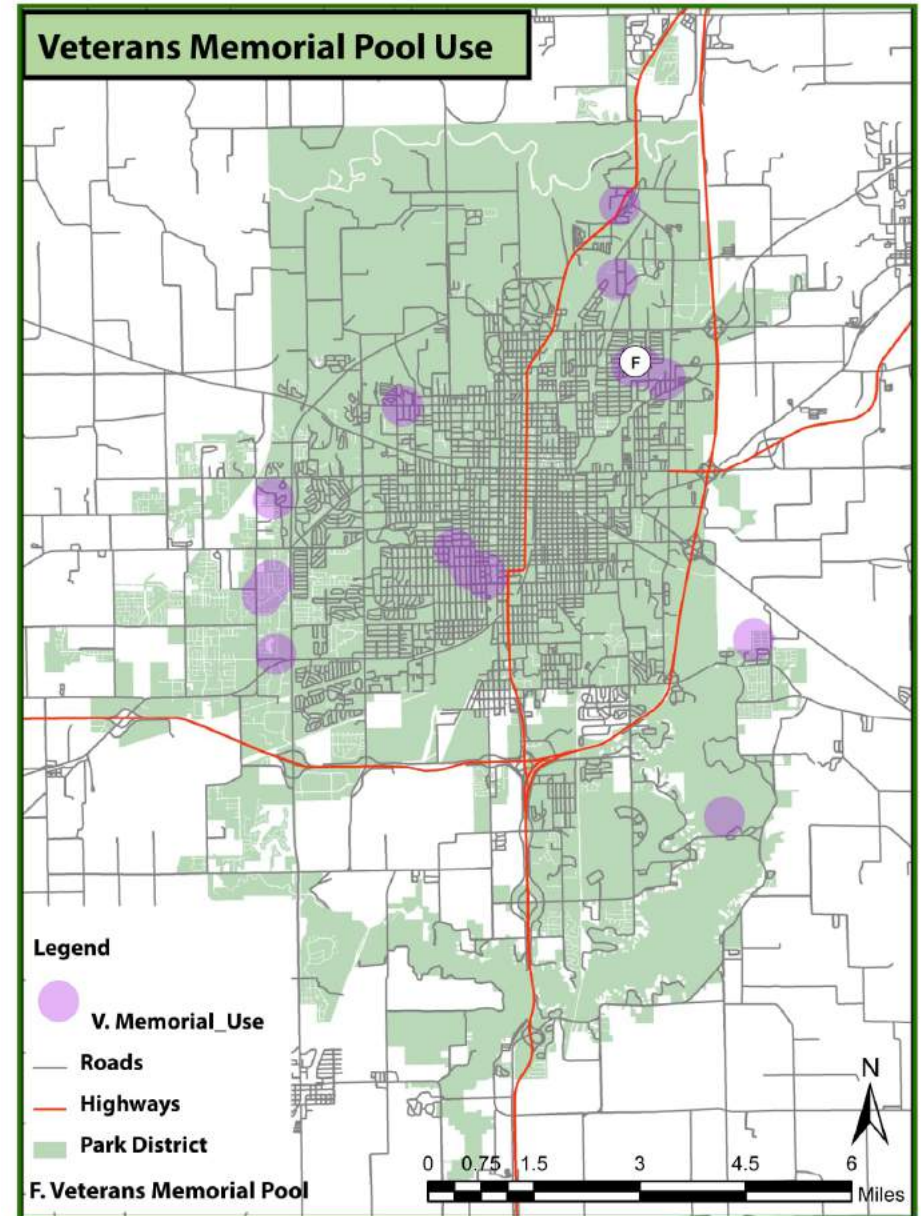
## GIS MAP: Nelson Center Pool Use

The adjacent map illustrates the respondents who use the Nelson Center Pool according to their selection on the community survey. The Nelson Center Pool has been identified on the map to provide additional context. The Nelson Center Pool is the most used of the 3 pools in the District. Users of the pool come from all areas of Springfield even though it may not be the closest option to them, it is still preferred among the residents.

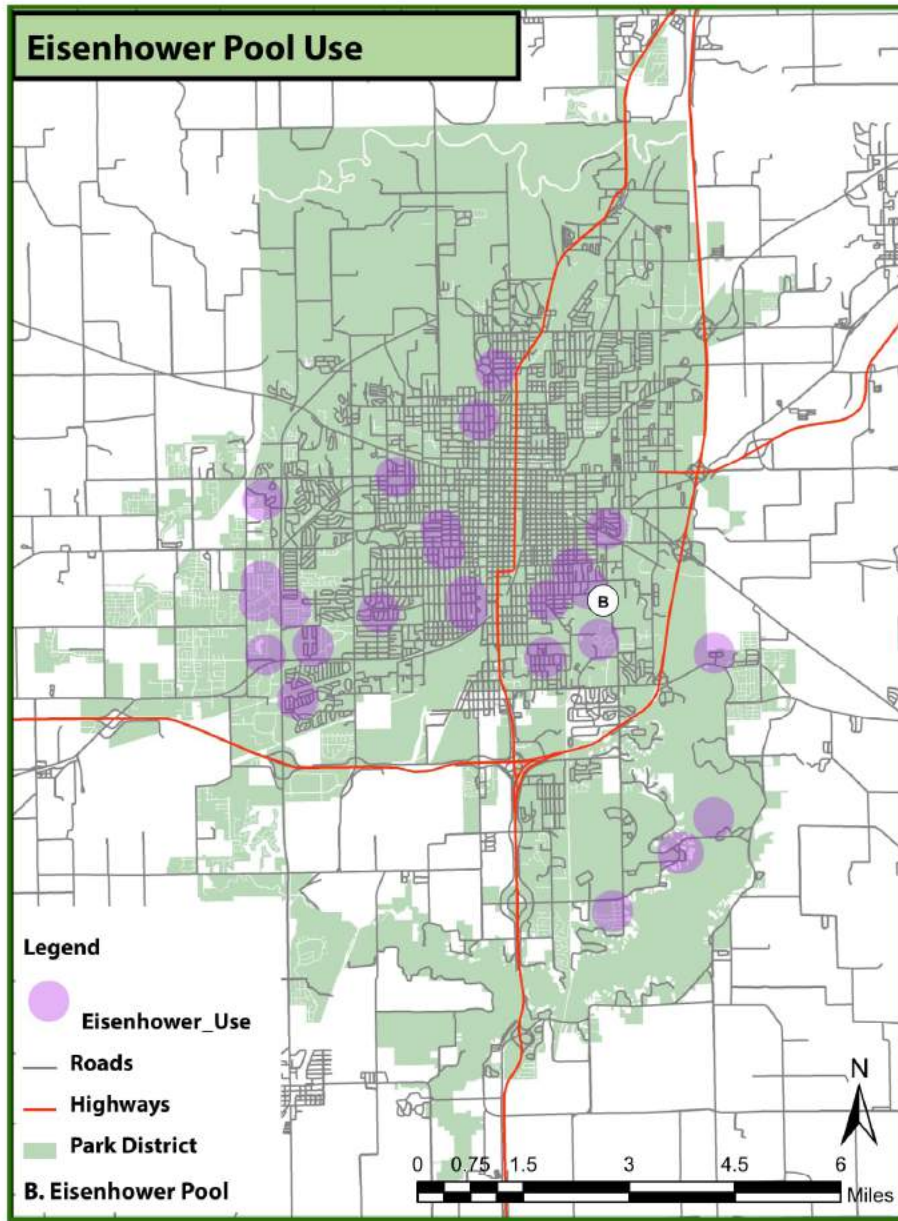


## GIS MAP: Veterans Memorial Pool

Veterans Memorial Pool is shown on the maps to the right along with survey responses from members of the community who use this pool facility. It is the least used pool in the District. Survey respondents who are neighboring to this pool do not exclusively use this pool for convenience, as they also responded they have used the Nelson Center Pool in the past 12 months from the time the survey was administered. The low use of this facility suggests that of the 3, this may be the most likely candidate for closure or conversion in the future.



# Springfield Park District



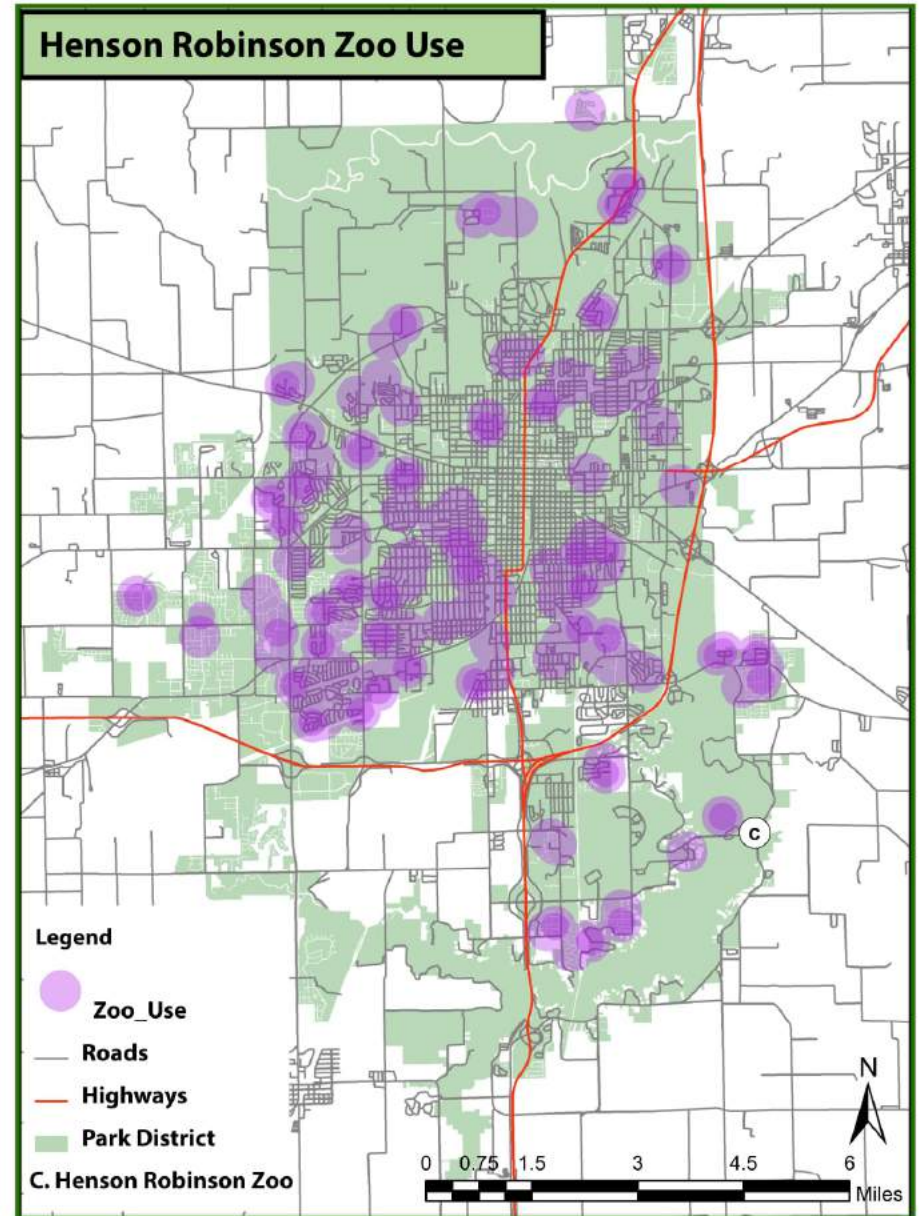
## GIS MAP: Eisenhower Pool Use

The adjacent map shows survey respondents who use the Eisenhower Pool. While a large portion of the users are very near to the facility, the Eisenhower Pool still manages to draw users from the West and center of the city. The Eisenhower Pool is the only indoor pool owned by the District, thus can be open year-round. Respondents of the community survey expressed that they enjoy this option provided to them even if they themselves don't use the facility.

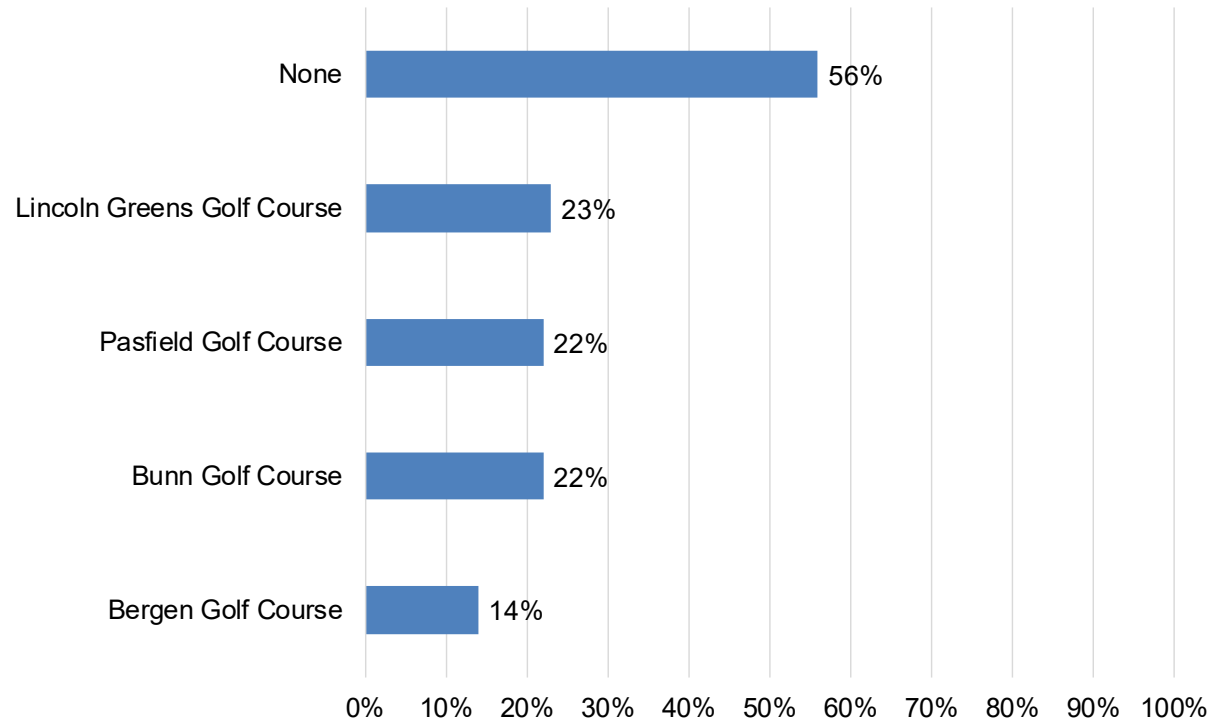


## GIS MAP: Henson Robinson Zoo Use

The Henson Robinson Zoo is the third most used or visited facility behind the Washington Park Botanical Garden and the Carillon. The Zoo is visited and enjoyed by a wide range of residents across all of the Springfield Park District. The adjacent GIS map illustrates those who visit the Henson Robinson Zoo. The darker areas highlight a higher density of users. Since there is no singular location with the highest use density, it is a strong assumption that the Zoo is visited and enjoyed by a large area.



## Q12b: Golf Course Usage



**Q12b: Check ALL the Springfield Park District GOLF COURSES you or members of your household have visited over the past 12 months.**

In question 12, those surveyed were also asked to indicate if they have visited any of the four Springfield Park District golf courses over a 12 month period. The results show a fairly even distribution of use amongst the four golf courses, with "Bergen Golf Course" receiving the least amount of visits.

The survey does not delineate types of usage, so while 12% of the national population are golfers, the higher percentage of visitors to Springfield Park District courses could be for a one time visit to the banquet facilities, driving range or pro shop and not necessarily just for a round of golf.

56% of the respondents indicated they did not visit one of the golf courses offered by the Springfield Park District in a 12 month period. This could indicate the respondents are not golfers or they golf at other area courses.



**Q15: How often do you or members of your household golf at the Springfield Park District courses?**

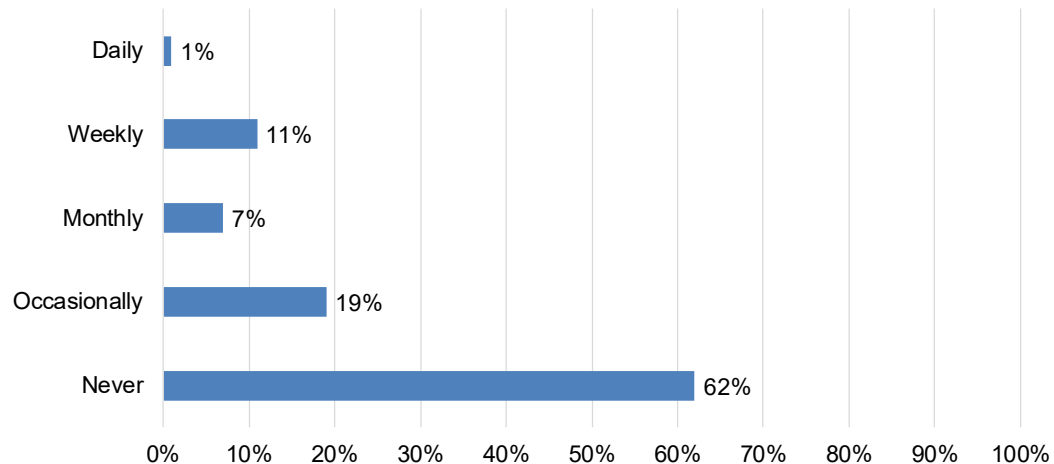
According to the Springfield Park District survey, respondents indicate a higher overall frequency of golf than the national average of 16% of the population. While 62% of respondents “Never” golf, 38% say they use Springfield Park District golf courses on a “Daily”, “Weekly”, “Monthly” or “Occasional” basis.

**Q15a: If never, why?**

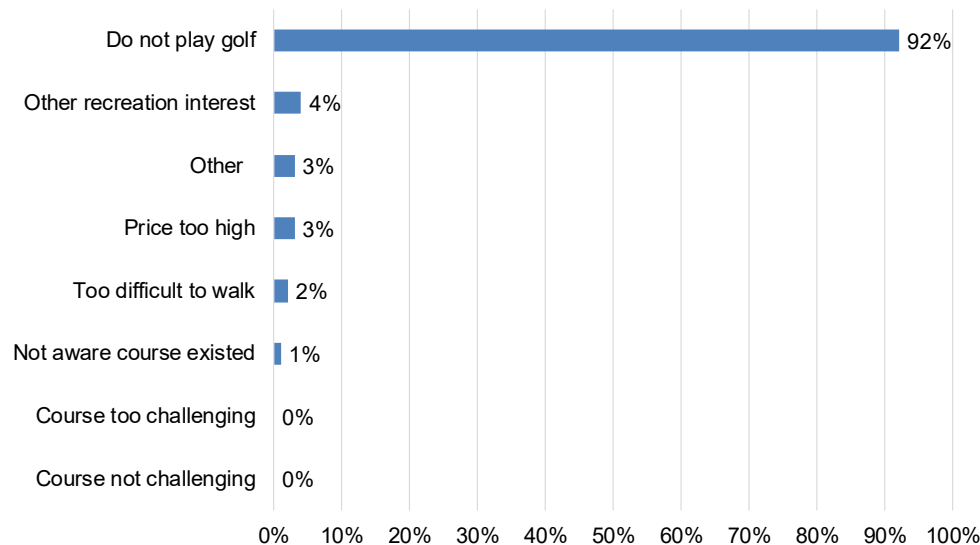
The 62% of respondents stating they “Never” use Springfield Park District were then asked why they do not use the courses. By far, the biggest reason for not using Springfield Park District golf courses was simply “Do not play golf”.

There were also 3% of respondents that selected “Other” and provided reasons they do not use the Springfield Park District golf courses. The most common reason provided was related to their age and being too old to golf. All other “Other” responses can be found at the end of the Mater Plan in the Appendix.

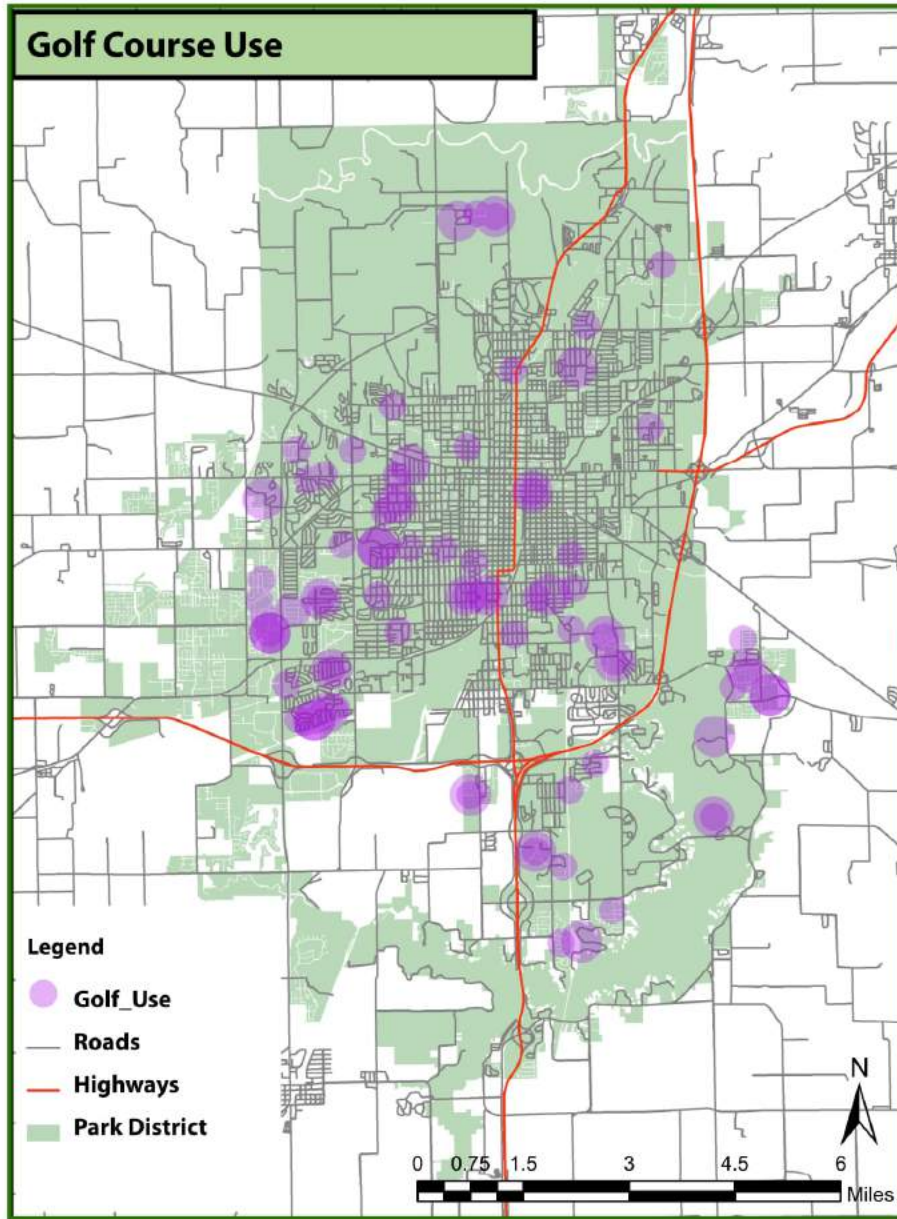
**Q15: Frequency of Springfield Park District Golf Course Usage**



**Q15a: Reasons for Not Using Springfield Park District Golf Courses**



# Springfield Park District



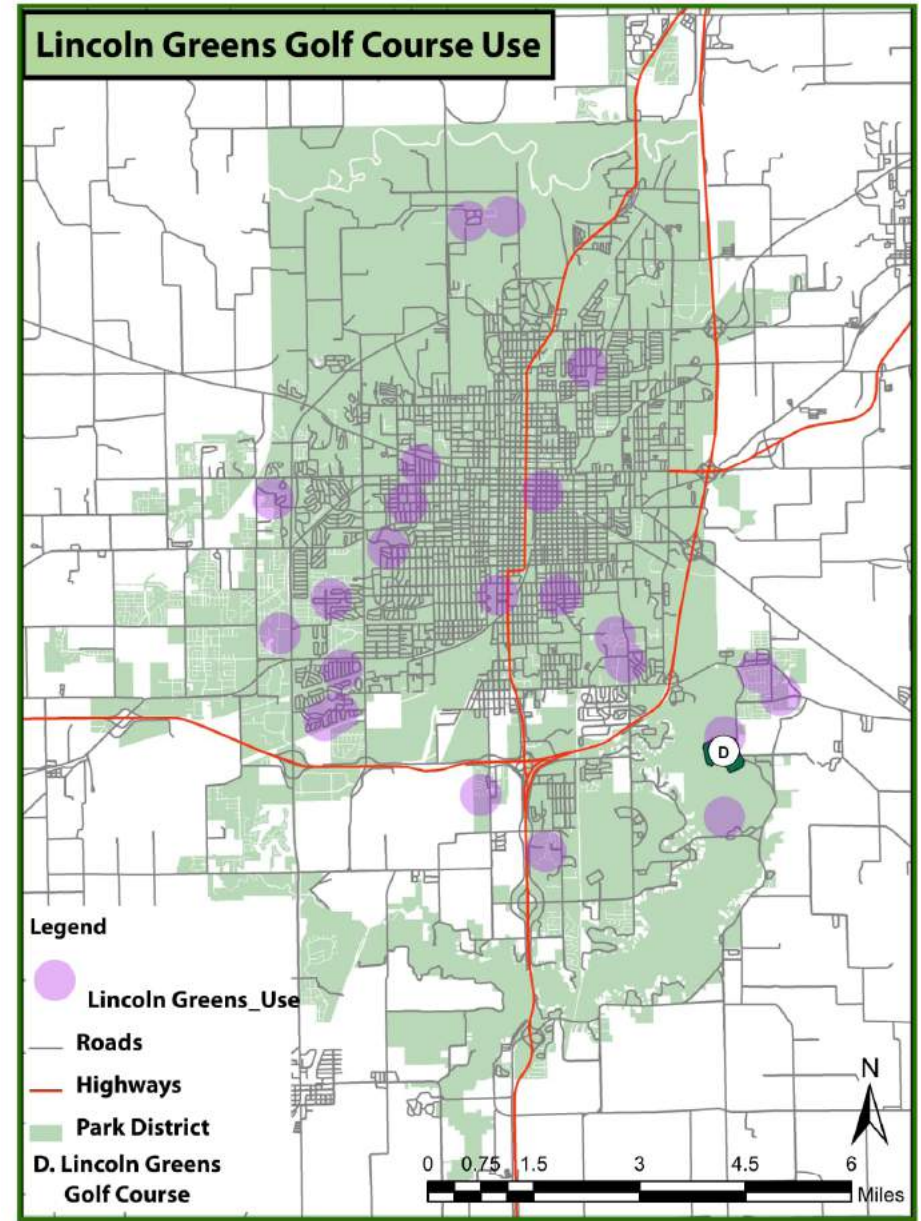
## GIS MAP: Overall Golf Course Use

The GIS map to the left illustrates the locations of respondents who use any one of the 4 golf courses run by the Springfield Park District. The size of each data point shows whether the respondent uses 1, 2, 3 or all 4 of the courses, while the density of the points represent the number of respondents in each area who use the courses. While there is a range of residents who use the courses, the number seems to fade the further away from the city you go.



## GIS MAP: Lincoln Greens Golf Course Use

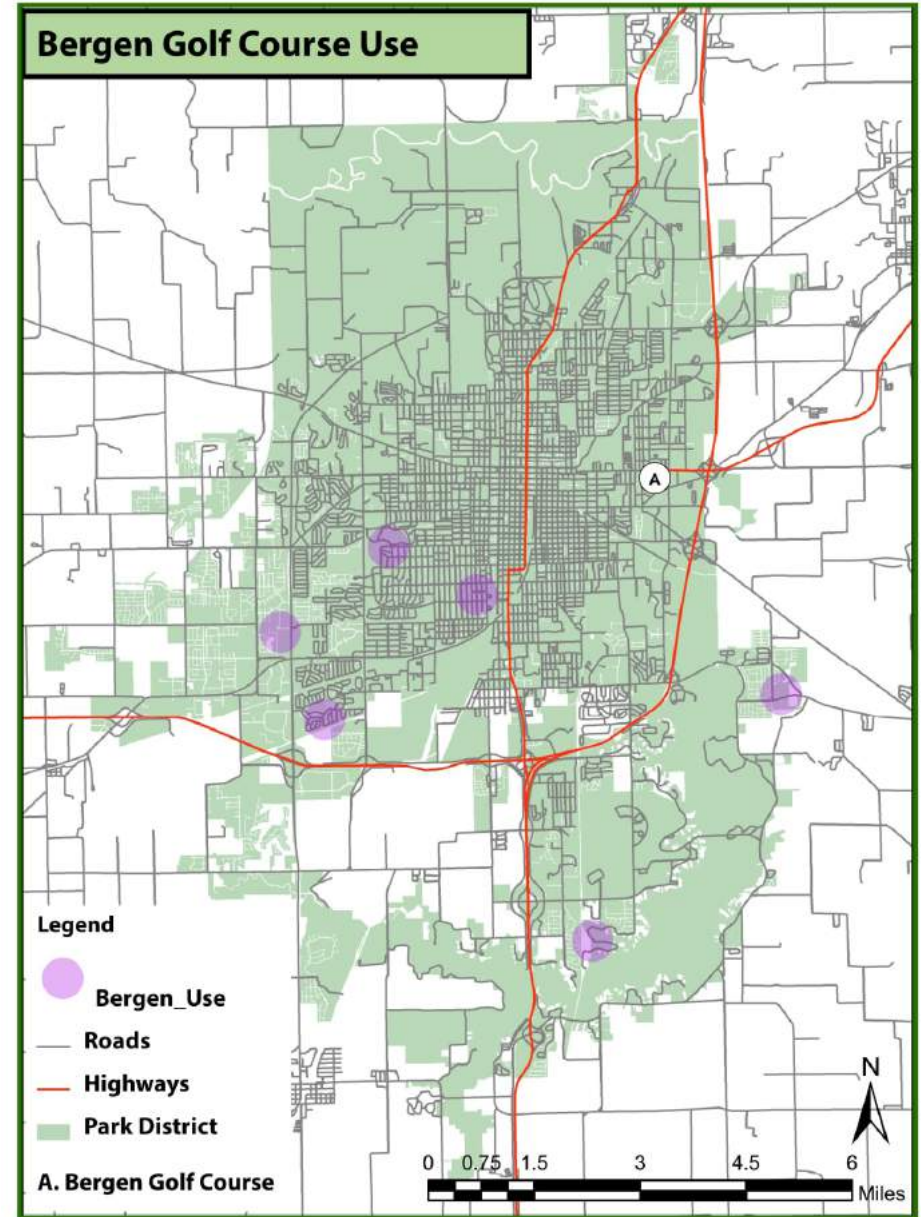
The adjacent map illustrates survey respondents who use the Lincoln Greens Golf Course. While the number of respondents is not very high, the map does show that patrons come from long distances away although there may be closer courses for them to use. Lincoln Greens, Pasfield and Bunn all received very similar response rates when asked which courses residents used.



# Springfield Park District

## GIS MAP: Bergen Golf Course Use


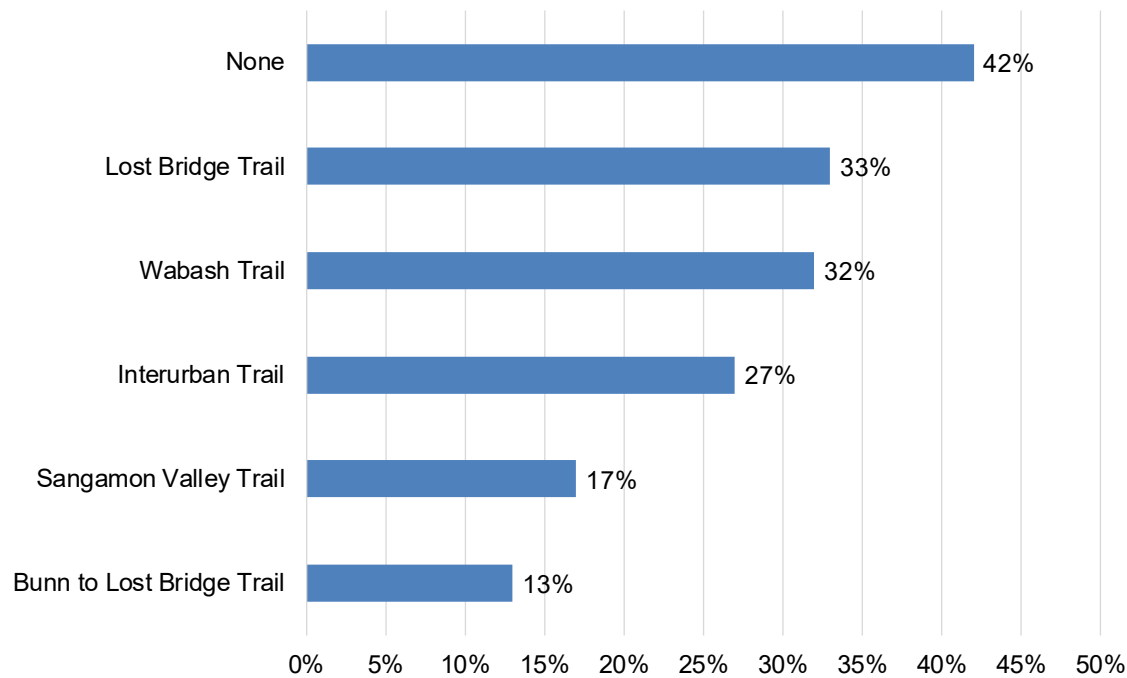
Bergen was shown to be the least utilized golf course of the 4 according to responses from the community survey. Through the development of the golf GIS maps, it was shown that respondents who visit Bergen Golf Course also use at least one of the other 3 courses. Since Bergen is the least used golf course in the Springfield Park District, it holds the highest opportunity to be closed, redeveloped or reprogrammed to better fit the recreational needs of the community.



## Q12d: Check ALL the Springfield Park District TRAILS you or members of your household have visited over the past 12 months.

In question 12, respondents were also asked to select all the Trail locations they visited in a 12 month period. Of those surveyed, "Lost Bridge Trail" (33%) and "Wabash Trail" (32%) were selected the most times. 42% of those surveyed selected "None" for trail usage in the last 12 months.

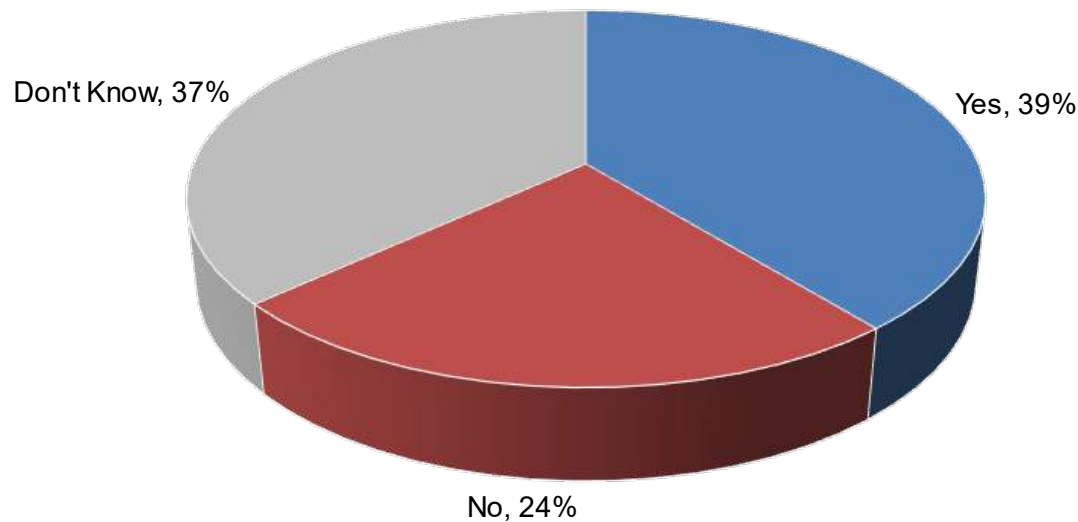
### Q12d: Trail Usage



### Q18: Do you feel the Springfield Park District should build and operate a community recreation center in the future?

As part of the survey, respondents were asked if the District should build and take on the operations of a community recreation center. The question produced a fairly even distribution of answers, including 39% "Yes" and 25% "No". However, while a larger portion of the population would be in favor of building a community recreation center, 37% of those surveyed indicated "Don't Know" as their answer. Those individuals are most likely seeking additional information such as location, size, amenities and financial impact, before formulating a yes or no answer.

### Q18: Should the Springfield Park District Build a Community Recreation Center

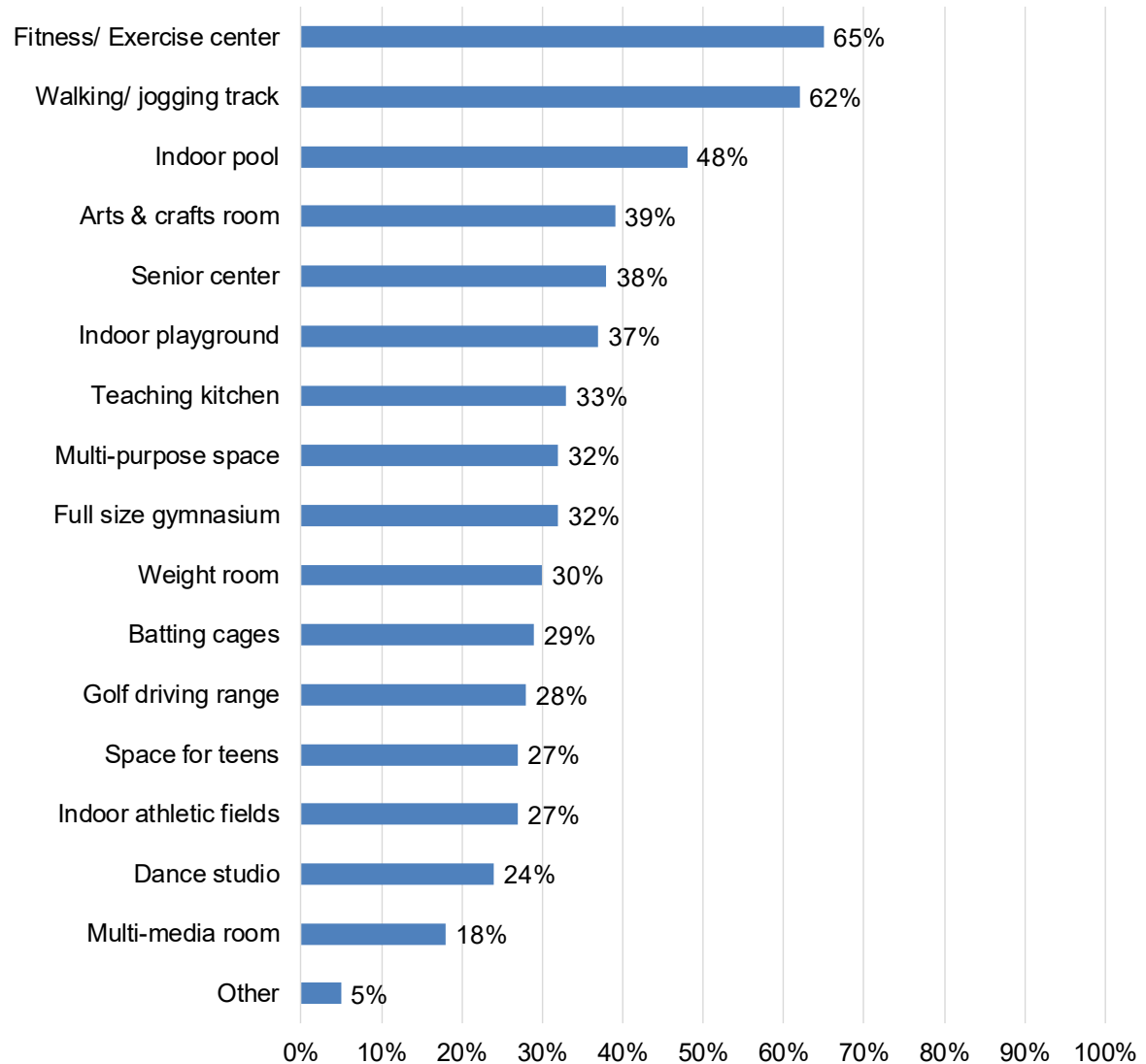


## Q18a: Indoor Recreation Spaces

**Q18a: What indoor recreational spaces would you or someone in your household use in a future community recreation center?**

The graph to the right illustrates the ranking by respondents of amenities possibly offered in an indoor recreation space.

“Fitness/Exercise Center” is the top ranked priority with 65% selecting that option. Closely behind in the rankings was “Walking/Jogging Track” at 62%. Least desired indoor recreation amenities were “Dance Studio” (24%) and “Multi-Media Room” (16%). Respondents also ranked “Other” at 5%. A complete list of “Other” answers can be found in the Appendix at the end of the Master Plan. However, some notable answers include racquetball courts, pickleball courts, deep water therapy pool, indoor dog park and roller skating.



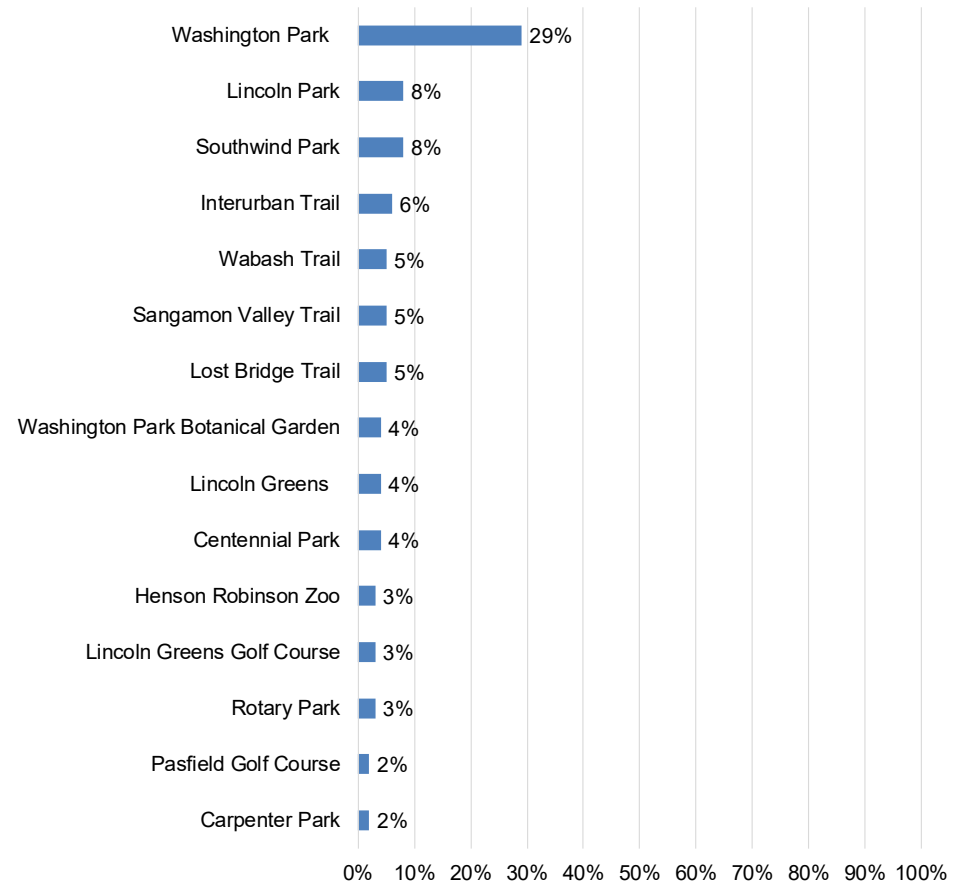
# Springfield Park District

## Q13: Which park, golf course, facility or trail do you most often visit?

The graphs on this page and the next page show the results of question 13, in which respondents were asked to select one park, golf course, facility or trail that they most often visit. By far, the most visited location is "Washington Park" with 29% of those surveyed selecting this park. From the second most common choice on, there was a massive drop in the percentage selected with "Lincoln Park" and "Southwind Park" having only 8% each. The majority of the options were selected on 1% or less of the surveys.

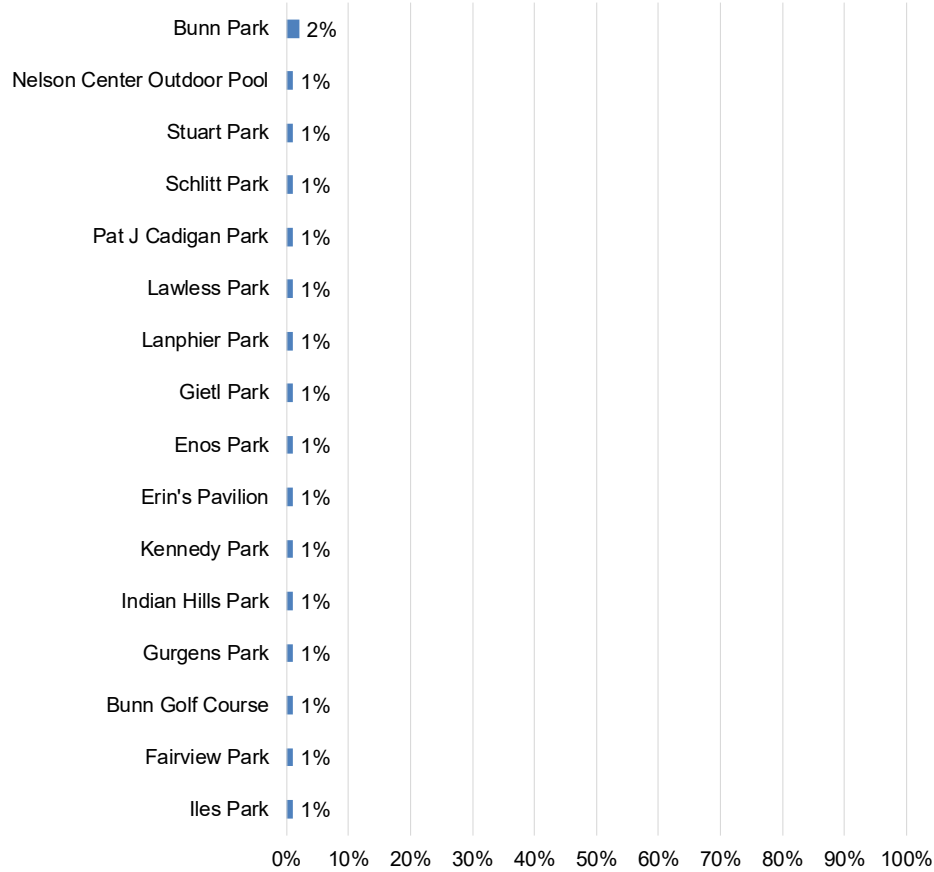


## Q13: Most Used Park or Facility (1 of 3)

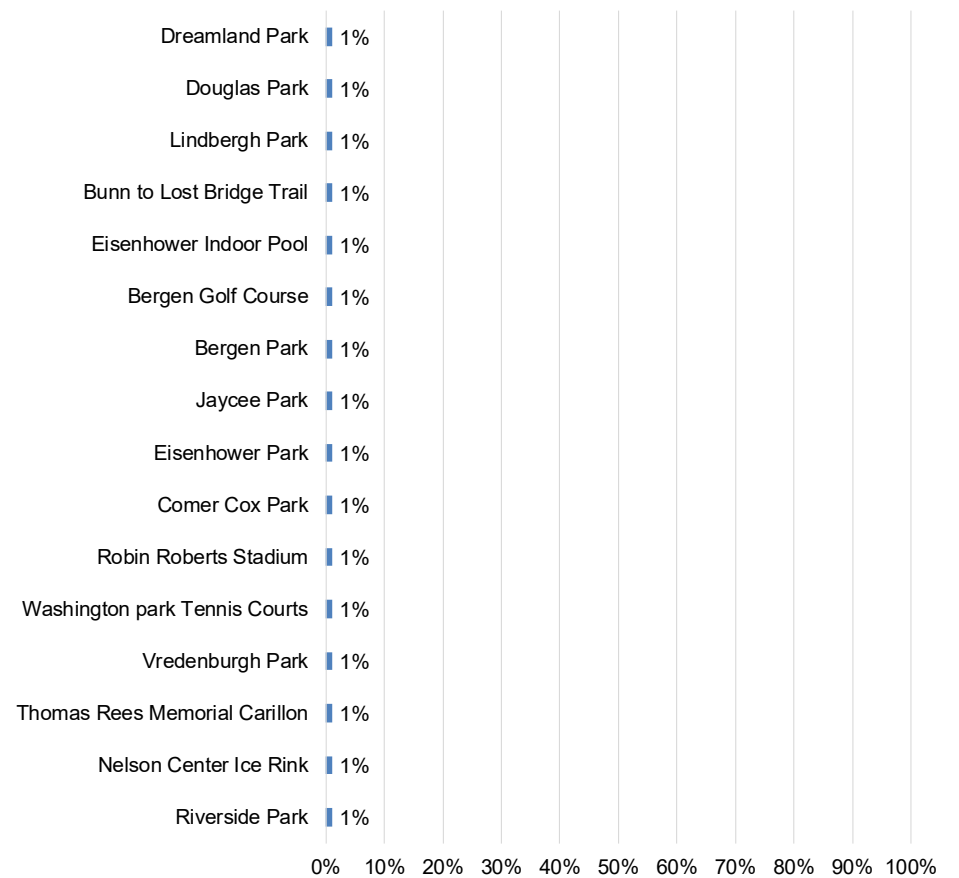




## Q13: Most Used Park or Facility (2 of 3)



## Q13: Most Used Park or Facility (3 of 3)



## Springfield Park District

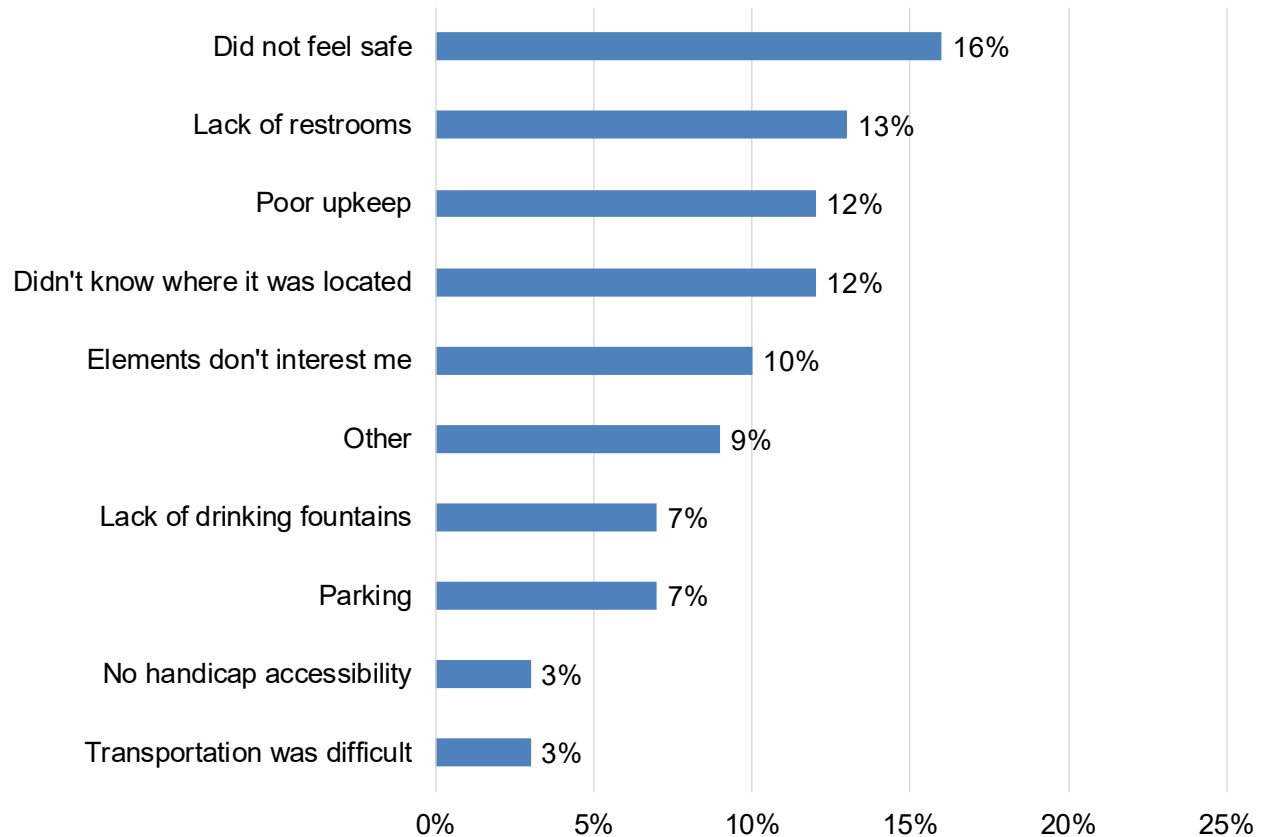
**Q14: Did any of the following factors prevent you or a household member from visiting a Springfield Park District park, facility or trail?**

When asked what prevented respondents from visiting a park, facility or trail operated by the Springfield Park District, 8% did not answer the question. This 8% could possibly represent the percentage of users that do not feel anything prevents them from using the parks, facilities or trails.

The number one reason preventing users in that they “Did not feel safe” at 16%. This response suggests a possible need for increased safety measures at some locations.

“Other” responses include answers such as “older” and “lack of free time”. All other “Other” responses can be found in the Appendix.

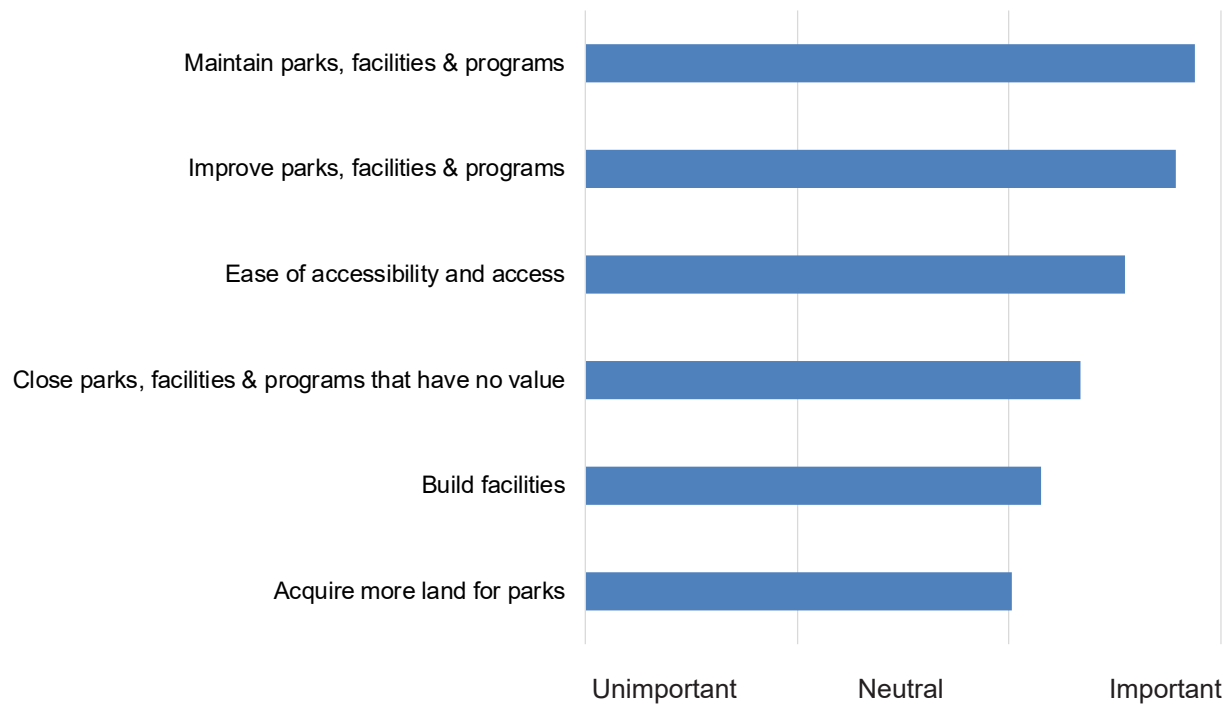
### Q14: Factors Preventing Using a Springfield Park District Park or Facility



## Q19: Rate the Springfield Park District priorities which would be important to you and your household.

When asked to rate what is most important to a respondent's household, overall all the options received a rating of neutral to important. No options received an overall unimportant rating. "Maintain parks, facilities & programs" along with "Improve parks, facilities & programs" were rated the most important. "Build facilities" and "Acquire more land for parks" was least important, but landed closer to neutral on the overall scale overall.

### Q19: Springfield Park District Priority Importance



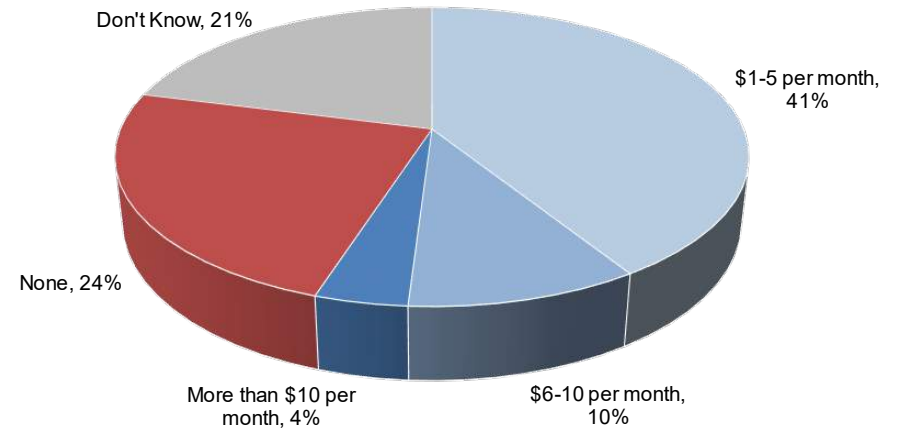
# Springfield Park District

## Q22: How much of a tax increase would you be willing to pay to fund the costs to build, operate and maintain PARKS, FACILITIES and TRAILS?

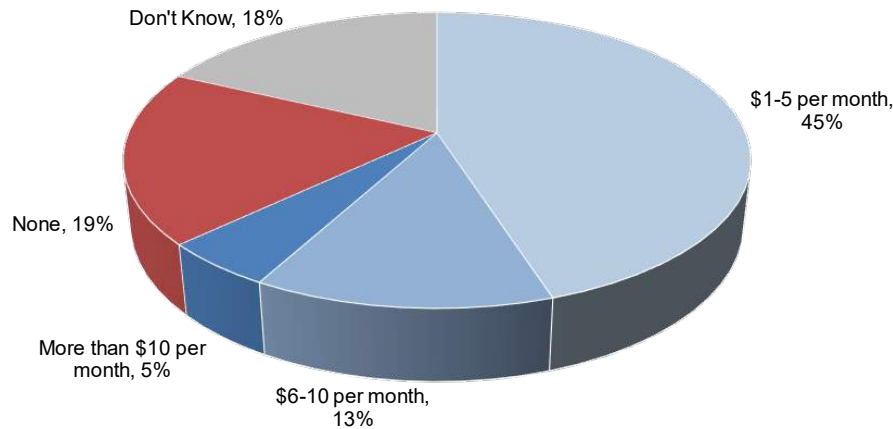
A bond referendum is a legal process that gives voters the power to decide if a Park District should be authorized to raise funds through the sale of bonds. Bond money is primarily utilized for the improvement to existing or the construction of new park district facilities and parks. The Springfield Park District is always seeking ways to fund the improvements, maintenance and operation of the Parks, Facilities and Trails of the agency.

When asked their opinion of how much additional taxes they would be willing to pay for the Springfield Park District to acquire additional funds, respondents most common response (41-45%) was "\$1-5 per month" for all three areas. The second most common response was "None" in all three areas. These individuals would not support any tax increase.

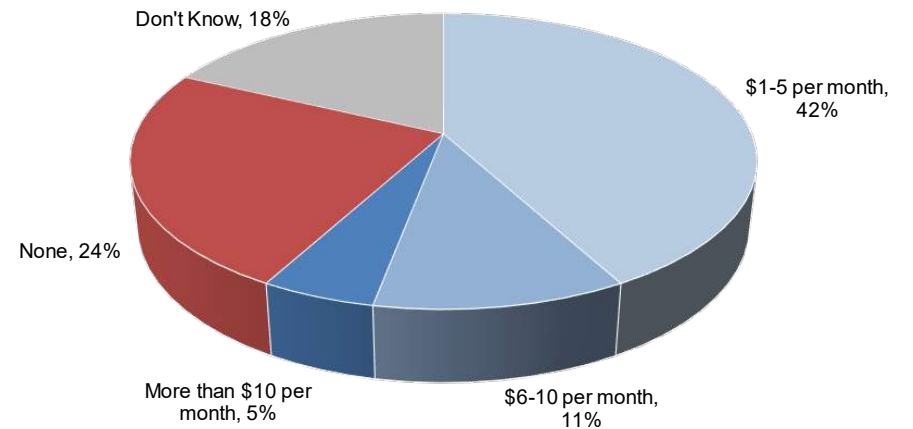
### Q22b: Tax Increase Supported for Facilities



### Q22a: Tax Increase Supported for Parks



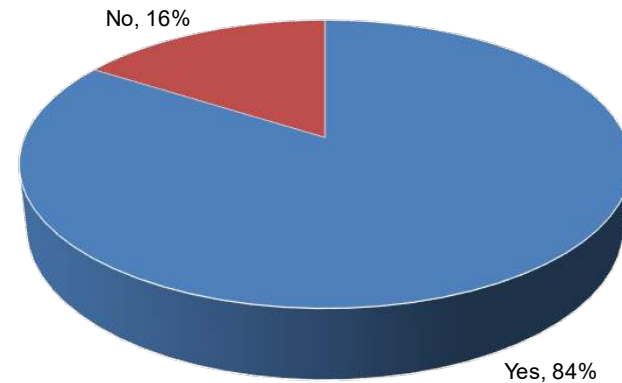
### Q22c: Tax Increase Supported for Trails



## Q20: Are you aware that the Springfield Park District has its own police department?

The Springfield Park District Police Department is the primary Law Enforcement Agency for all of Springfield's Parks trails and facilities that are owned or operated by the Springfield Park District. The Park District Police Department's primary duties are to preserve the peace, protect life and property, and to enforce the laws of Illinois and the ordinances of the Springfield Park District within the Park System. Survey respondents were asked if they are aware that the Springfield Park District has its own police department. Results show the majority (84%) of those surveyed are aware of a police force specifically for the District.

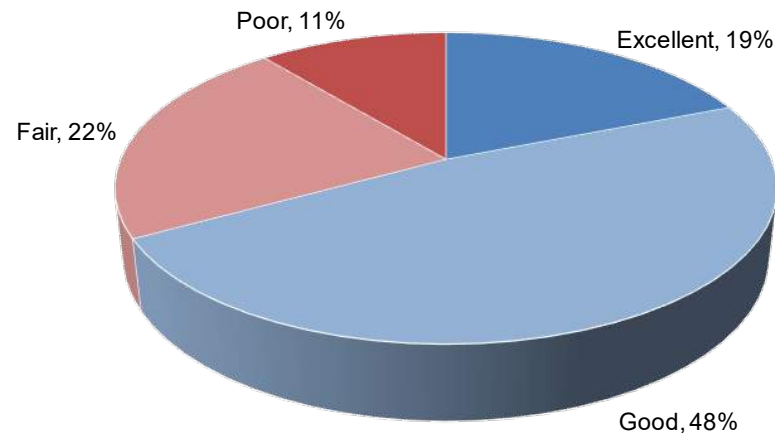
### Q20: Awareness of Springfield Park District Police Force



## Q20a: In your past interactions with the Springfield Park District police, how would you rate the overall experience?

Those surveyed were also asked about their experience with the Springfield Park District Police Department. Based on their interactions, 67% of the respondents indicated they would rate the police department as "Excellent" or "Good". However, 11% of the respondents did rate their past interactions with the Springfield Park District police department as "Poor".

### Q20a: Springfield Park District Police Force Ratings



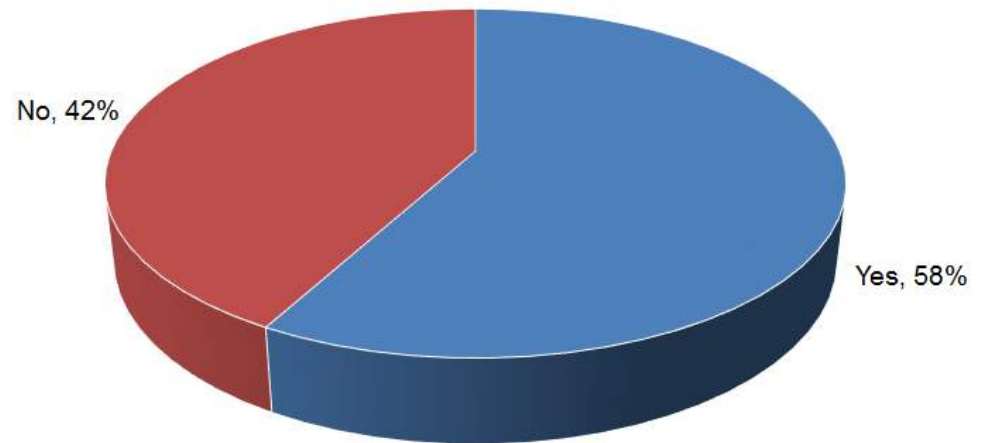
## Springfield Park District

### Q21: Should the Springfield Park District continue to have its own police department?

In recent years, Springfield Park District Staff and Park Board of Trustees have discussed the topic of possibly eliminating the Springfield Park District Police Department and instead have the City of Springfield Police Department or Sangamon County Sheriff's Office take over law enforcement duties in the parks. The respondents of this survey favored continuing the District police with 58% "Yes" and 42% "No".



### Q21: Should the Springfield Park District Continue to have a Police Department



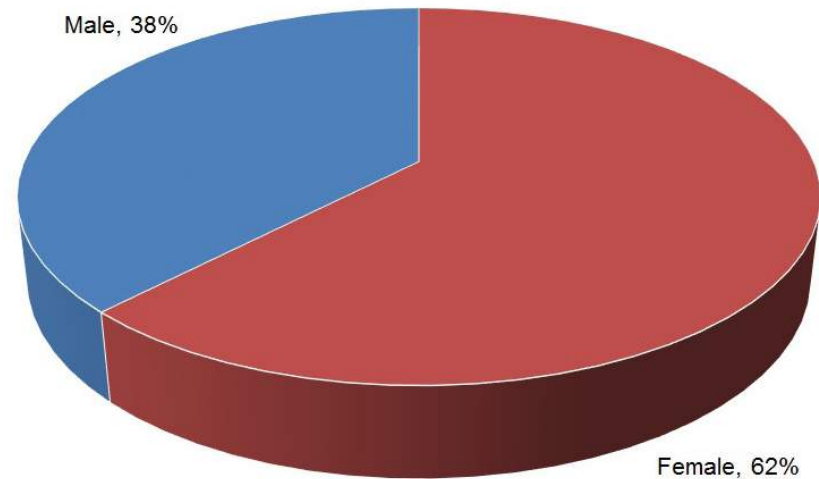
## Q24: Are you Female or Male?

Current census data taken from MySidewalk.com shows a 52% female population for the City of Springfield and surrounding areas within the Springfield Park District boundary. The survey respondents indicated a 62% female response sample. While it is higher than the population demographics, it is not unusual in leisure services research to have a larger female response rate as females tend to be spokespersons of their households recreational activities.

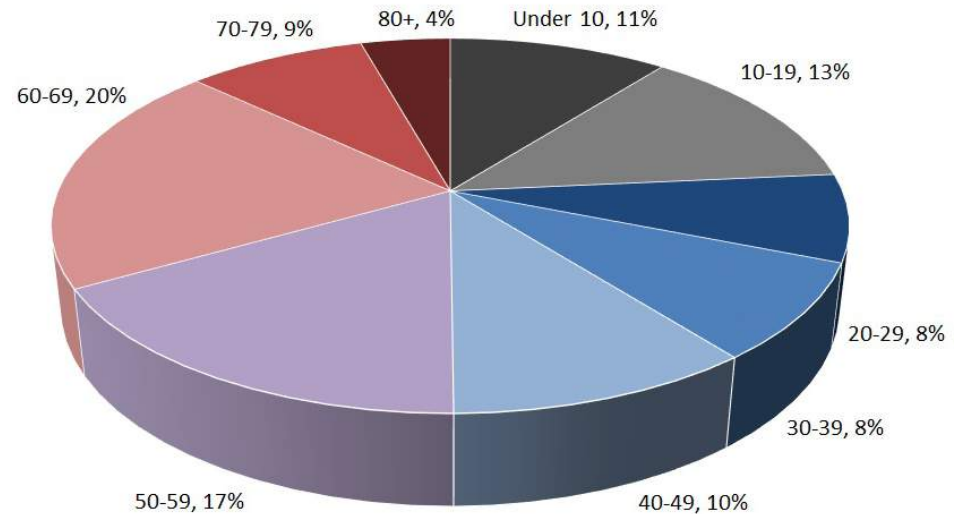
## Q25: Beginning with yourself, what are the ages of those in your household?

The overall average age of household members represented in the Springfield community survey was 44. Current census data indicates a population average age of 40.2 years old, only 3.8 years younger than the survey representation. This points to the survey responses being fairly representative of the overall population of the Springfield Park District.

### Gender of Respondent



### Age Group of Resident (10 Years)



# Springfield Park District

## MYSIDEWALK.COM RESULTS

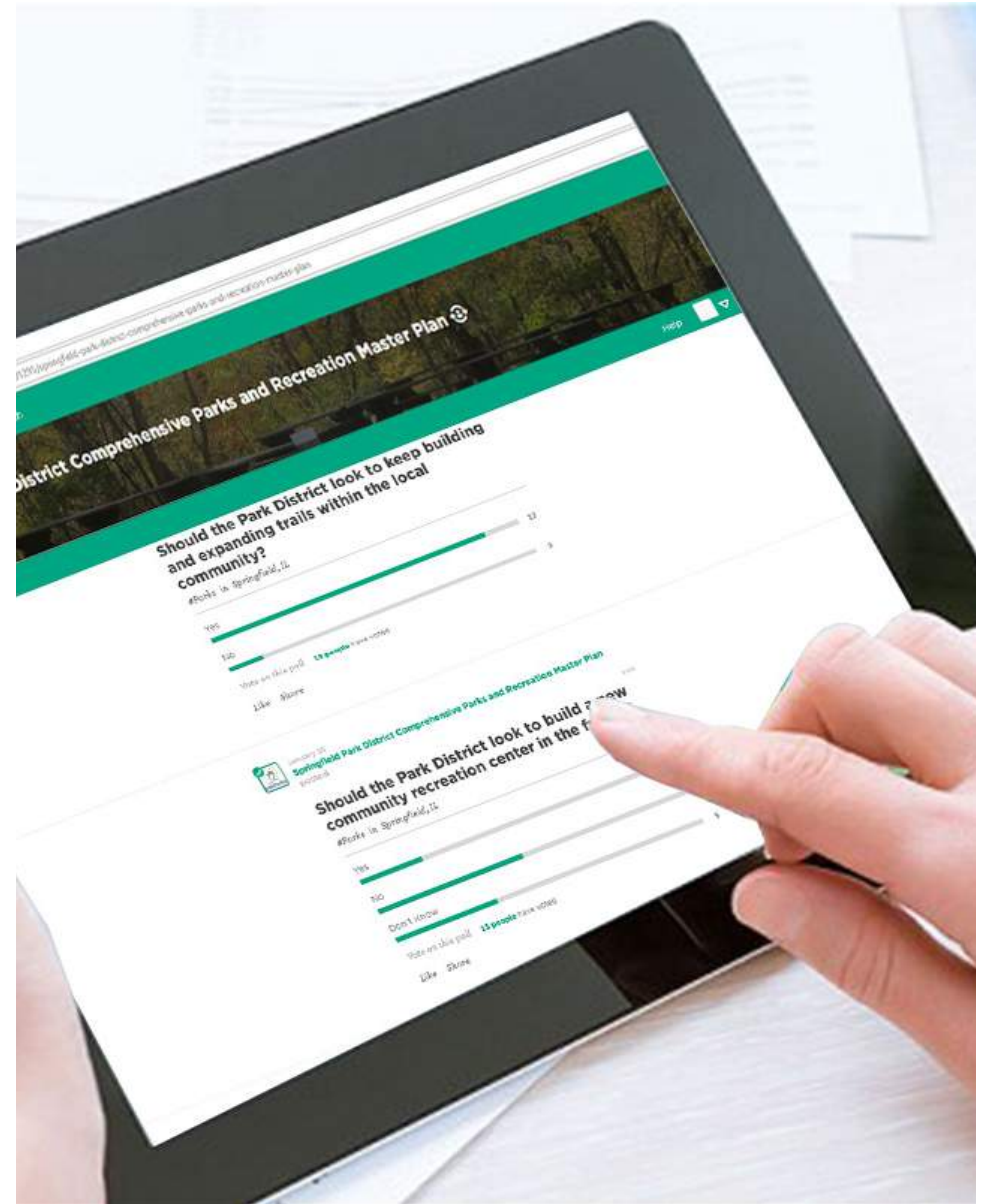
MySidewalk.com is an online community-engagement tool where questions and discussion prompts can be assembled in order to extend community input past the random sample survey. A web page for the Springfield Park District was set up using this website in order to gather supplementary information to the community survey, and provide an opportunity for any and all members of the community to become a participant in the Master Planning process. During the planning process that the site was active there were 1,300 views leading to 30 different interactions with the information posted. The major themes discussed can be broken down into recreation activities and parks & facilities (specifically trails).

### Recreation

The most common location for recreational activity was Centennial Park, specifically for the skatepark. Many residents commented on their desire for a better skatepark or one that is more centrally located within Springfield and “not on the outskirts of the city”.

### Parks & Facilities

There was a poll provided on MySidewalk.com asking residents if the District should continue to build and expand upon trails within local communities. Out of 19 responses, 17 would like to see the District continue with updating trails to improve connectivity to the whole of the Springfield Park District community.





### STAFF VISIONING SUMMARY

More data and input builds into a stronger Master Plan. With different viewpoints and opinions, the community, Park Board, stakeholders and staff gave their input in order to cooperatively assist in the construction and direction of the Master Plan. The following is a summary of comments across all staffing levels within departments of the Springfield Park District at a meeting held early in the planning process. The discussion focused on six key questions aimed at discovering the strengths and weaknesses of the District to better understand and improve for the future.

#### **Name a recreation program that you would like to see succeed in the future. Why?**

The staff listed many different programs and activities that they would like to be successful in the future. A few of the examples include fitness-based programs, lacrosse, general youth programs, senior programs and 'unique programs'. The staff as a whole would like to see future success in everything the District does, however their concern was covering the gaps in programming that isn't currently available such as activities for ages between early childhood and young adult/adult.

#### **What recreation parks/facilities need to be closed and which ones need to be built in the future?**

The topic of closing parks or facilities is always a tough subject with Districts, whose goals usually involve providing as much open space and recreation opportunity as possible to the community. However, at the expense of not being able to maintain or properly conduct programming, the staff agrees there are multiple parks or facilities which have run their courses and no longer function to their

fullest potential. As golf courses require a lot to run and maintain, the staff would like to see one or two either closed or converted to a better use for the future. Veterans Memorial Pool was discussed as being near the end of its life, where it is starting to become difficult to maintain. Finally, Chamberlain Ball Park and Robin Roberts Stadium were discussion points to be closed in the future, allowing resources to be used elsewhere in the District.

The other side of the discussion was, in gaining more funds or time from the closed parks or facilities, which new projects could be undertaken to help improve the Springfield Park District. It was very agreed among the staff that a dedicated Recreation Center should be a key feature for the District. This center would house gym space, a pool and multi-purpose rooms for many different kinds of programming.

#### **What are some words that come to mind when you think of the District and why?**

The staff had many great descriptive and positive things to say about the District when asked what words came to mind. Some of the best descriptive words were; Community, Opportunity, Unique, Outreach, Creativity, Fun and Customer Service. These words show that the District provides a variety of different opportunities to the whole community and does so positively and in an engaging way.

Even within great agencies, there is always room for improvement. The staff was able to define some key opportunities for the District to better itself involving limitations of facilities, accessibility and reaching out to inform those who do not use the District.



### **What is the biggest thing from the past that the District needs to address for the future?**

When looking at the future of the District, it is important to understand events of the past in order to make informed decisions. The staff discussed the way things have gone should change with the times including charging for activities and services that historically may have been free. With the changing times, communication has not only been made easier, it has become more of a requirement that an agency can easily and quickly communicate internally. Whether this communication is per events and programs, maintenance and projects, or the overall decision making of the District, everyone involved needs to improve communications to “work as one district”.

### **What does the community think about the District?**

Although the staff agrees that the District is on good standing with the community and provides a good variety of programs and services, there is a lack of identity that separates the Springfield Park District from neighboring external agencies. The blending of identities creates a problem for residents not being well-informed of the District. The staff believes there is a strong opportunity to make the push in marketing the District.

### **If you were newly elected on the Board, what would be the first thing you would change for the future?**

The major theme that the staff reinforced from previous discussion questions was the closing or re-purposing parks, pools and facilities that are costly to upkeep in order to free up capital. The money saved from this could be later used to modernize the District and marketing along with maintaining important assets to the community.

### BOARD VISIONING SUMMARY

Shortly after the staff visioning meeting, a similar meeting was held with the Park Board of Trustees. The Park Board had a chance to give their opinions and views on similar topics. The following is a summary of comments and input from the Springfield Park District Park Board of Trustees.

#### **What parks and/or facilities need to be expanded and which ones need to be closed in the near future?**

The closure of parks or facilities may greatly help the financial situation of the District in the future as some parks or facilities are now past their useful lifespan, which requires more funds for maintenance and operations. These costs outweigh the benefits and services they provide. Some of the parks or facilities that were discussed include stadiums, pools and sports fields that have low use.

With the closure or conversion of some of these parks and facilities, capital can be used elsewhere to make improvements or expand upon existing assets. The Park Board would like to see community involvement in the conversations in terms of new park and facility expansions. A facility that allows for multi-purpose activities has more opportunity to involve the community. Expanding the Springfield trail system and loop trails help to connect communities and provide options to residents who use trails to walk or jog. The Henson Robinson Zoo has been in operation for a long time and has a master plan for renovations and expansion that the Park Board would like to see implementation of some of the components.

#### **What is the biggest challenge facing the District and possibly why?**

The main topics that appeared multiple times in conversation included the financial pressure on the District, community communication and involvement, and the overall safety and security of the residents. With aging parks and facilities, strategic improvements are a must to help alleviate some of the pressure the District feels from these ongoing maintenance costs.

#### **What are a few ways to increase revenue into the District?**

Many of the topics related to this discussion question involved sponsorships or partnerships from outside agencies such as the local School District. There is also opportunity to host large special events to gain community involvement and awareness. And finally, utilizing any grants, foundations or special fund sources as they become available to the District.



### **What type of partnerships should the District be looking for in the future?**

Continuing the discussions of District partnerships, the question was asked to learn what specific types of partnerships or agencies to party with the Park Board sees as beneficial and possible. The major types discussed included any available grants, stronger connections to the Parks Foundation and individual alliances with agencies or organizations. Some of the largest agencies which would likely partner with the District include: YMCA, Boy/Girl Scouts, City Water, Lighting & Power, School Districts, United Way and local businesses.

### **What has to be done to meet the recreational programming needs of the community in the coming years?**

Looking towards the future, the Park Board was asked what plans have already been discussed or set in place to increase recreation programming and services to the community for the future. The District has done a good job uncovering many of the likes and needs of the community, and are setting the pieces in place to meet these needs. The community has expressed eagerness to improve skating experience, dog parks, pickleball, volleyball and lacrosse. The Park Board has identified these desires such as pickleball and have already begun to implement them.

### PUBLIC MEETING SUMMARY

Two public meetings were held to support the Master Plan by inviting the community to engage in meaningful discussion and develop key topics surrounding the District. One meeting was held at the Erin's Pavilion in January 2016, while the others were held at the Boys & Girls Club and the Washington Botanical Garden in February 2016. The major topics were divided into 3 questions to prompt directed and meaningful discussion amongst all the residents present.

#### **What does the District do really well?**

Many of the members of the community support the District's progression and innovation in new and modern developments such as Erin's Pavilion, Southwind Park and frisbee golf. One of the most influential components of the District on its community is the ability to link together such a large area by use of trail systems. Residents see these trail connections as a way to break through the division of community caused by highways and infrastructural barriers. Many community members also expressed their appreciation of programs and activities for families and services for those with disabilities.

#### **What does the District need to do better?**

While the District provides many great facilities and services to the community, there is always room for improvement. The community discussed that many parks are in need of repair or attention, however they are being forgotten or abandoned by the District for newer ones that are already in fine condition. With aging parks and facilities, there is many opportunities to revamp and create unique and differing experiences across the District, focusing on evenly distributing funds for major projects.

#### **What should the District do in the future?**

Skating is an activity utilized by many younger members of the community, however the current skate park is in a poor location of the city. There was concern that the plans for a skate park at Iles Park were abandoned which was a very exciting component for many people. The community expressed their desires for many new and modern features or programs that could be incorporated into the District, as well as improving overall connectivity and accessibility for all residents.

# Springfield Park District

## DELPHI COMMITTEE SUMMARY

The Springfield Park District, under the guidance of the master planning consultant team, requested that a gathering of community leaders and interested residents come together to assist the District for the development of a new 5 year Comprehensive Parks & Recreation Master Plan. This effort was named the Delphi Committee and met as a full committee three times during the planning process. The committee was charged with reviewing three core areas of the District's operations and making recommendations in each of those areas. The overall committee due to its initial size was broken down into three sub-committees that focused on administration/finance, recreation and parks/facilities. The agency should continue to look into making organizational changes for an improved culture, define a future direction for the current police force and seek modest pricing increases in services and fees to aid in improving its overall financial bottom line.

The full Delphi Committee report can be found in the Appendix of the Master Plan. To summarize the findings and words of the final report, the Delphi Committee recognizes the good work the District does day in and day out for the community. The District is one of the oldest and largest in the State of Illinois. It is not always easy to operate an agency of this size and be everything to all people. The five major takeaways for the District from the work of the Delphi Committee center on improvement and include;

Improvement and review of the internal culture of the organization.

Renovate or Expand upon existing parks and facilities before building new ones.

Improve the data collection, analysis and ease of registration for recreation programs.

Enhance the financial situation of the District by closing under-performing programs or unnecessary facilities and reallocate needed resources to better endeavors.

Promote community awareness and understanding of the District to increase community involvement.

### OUTCOMES

Over the course of the master planning process, common and key themes were identified throughout discussions with a wide range of groups and individuals alike. These themes generated throughout the visioning and input sessions come together to help define the current Springfield Park District issues and are illustrated in the following chart. While the top theme in each category holds highest importance, all of the remaining topics hold equal priority within the District.

SWOT Overview	Strength	Weakness	Opportunity	Threat
<b>Very Important</b>	Fast and Polite Customer Service	Financial Limits	Close/Reduce Underutilized Facilities	Not Looking to the Park District as a First Option for Local Parks & Recreation
<b>Important</b>	Washington Park is a Unique Asset to the District	Large Level of Maintenance Required	New Technology Advancements	Dated/Underutilized Programs
	Diverse Workforce and Staff Expertise	Facilities Designed for Limited Audiences/Uses	Succession Planning	Tax Freeze Possibility
	Staff Longevity	Understaffed Administration	Increased Collaboration	Lack of Community Recreation due to Technology
	Strong Management Team	Poor Operational Software	Customer Service Manager to Train and Manage Frontline	Quality vs Quantity of Programs
	Committed/Dedicated Staff	Slow to Change and Respond to Needs	District-Wide Registration Software at Key Facilities	Lack of Data-Driven Decisions
	Organization Structure Based Made by the Staff	Limited/Poor Training	Technology Focus to Marketing and Engagement	Reluctance to Close/Repurpose Parks and Facilities

This page left intentionally blank.





## Chapter 3 - Environment



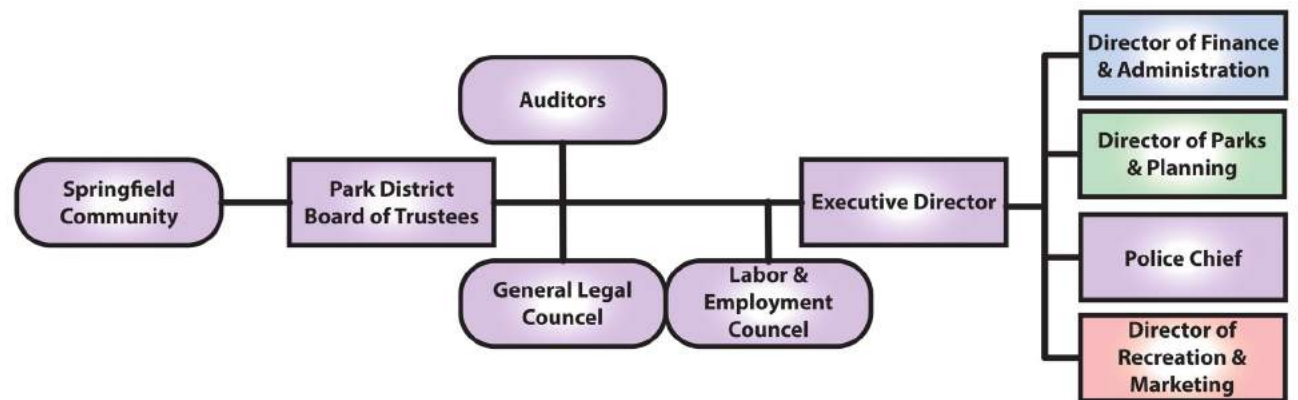
## OPERATION

The highly functioning organization is set forth by the fundamental philosophy of efficient functions. An organization in this state can deliver its services in a highly cost-effective manner while still ensuring a high-quality experience for both employees and the customer. The goal of an operation that strives for this type of excellence is to have a continual focus on improvement. A recent approach is to set the expected performance of the organization and then ensure that the performance is in accordance with defined measurable outcomes. The core operational resource areas for the District are its administrative and financial systems. These two critical areas are seeking positive changes within the direction of the master plan which will have a profound effect on District operations.

## ADMINISTRATIVE SYSTEM

The administrative system has been identified in the master planning process as an area that should be evaluated with particular attention given to the organization chart. The senior leadership team is responsible for day to day operations which include implementing District policies under the leadership of the Executive Director. The organization chart for the District shows how the administrative system functions and provides a clear view of the span of control for the Executive Director.

The full organizational chart for the Springfield Park District administrative system is broken down into 3 essential departments: Recreation, Parks and Finance.



### Recreation Department

One of the branches of the organization chart that is highly recommended to see change is the Recreation Department. The current span of control for the Director of Recreation does not provide effective opportunities for strategic thinking to improve the department. To correct this and allow the Director to fully engage with the senior management team on high level endeavors, a possible change to the department would be to align two tracts with one Superintendent focused on recreation facilities oversight and one Superintendent focused on recreation programs. These three individuals, the Director and two Superintendents will be the front-line management for advancing the department with the Superintendents handling the day to day operations. The span of control would be set for three to four individuals which allows for an effective use of time and talents of the employees.

### Parks Department

The parks and planning branch of the organization chart has also been reviewed and small adjustments been recommended. They include the re-alignment of the parks services division that will oversee the Nelson Center, parks maintenance, sports fields maintenance, fleet maintenance and general building/trades specialist. An investigation into any union related agreements has not been completed to quantify the validity of the potential changes to the department.

### Finance Department

The finance branch of the organization chart appears to be straightforward and is not in need of any changes at this time.



# Springfield Park District

## ORGANIZATIONAL CULTURE

Each organization has a unique culture that is defined by the people that make up the organization. Each individual helps to shape the overall culture by combining different personalities, values, goals and experiences to the group. During the staff visioning session, insight into the Springfield Park District's culture was obtained through discussion of different levels, types and importances of values that make up the Park District. The staff was asked to choose one of four basic culture types or a hybrid of two types. These basic culture types included:

**Control:**

Value standardization and a well-defined structure for decision making.

**Compete:**

Value effective external relationships and healthy rivalry.

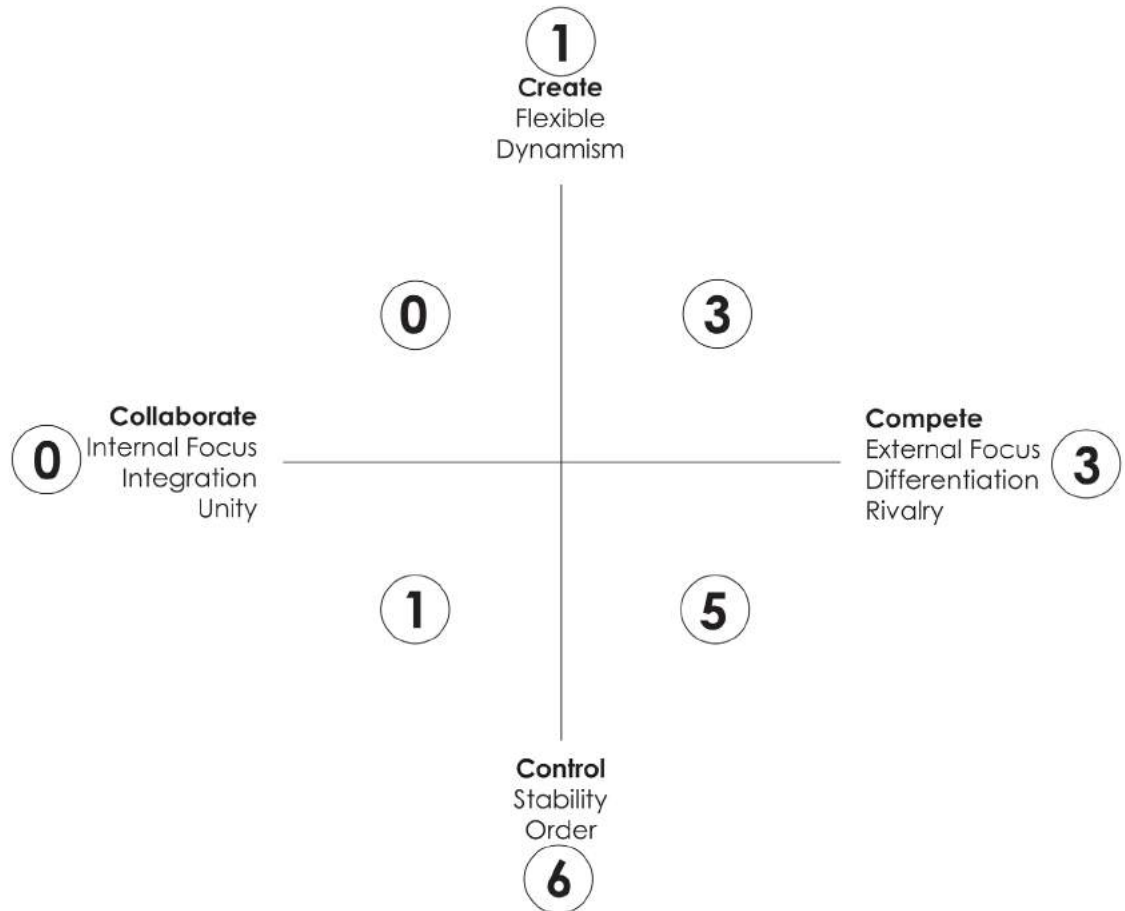
**Collaborate:**

Value internal unity, teamwork and integration.

**Create:**

Value flexibility, adaptability, dynamism and thrives in chaos.

The results of each individual's values and choices were compiled and mapped out into a single graph. The resulting image highlights a preference of control with a hybrid lean towards competition.

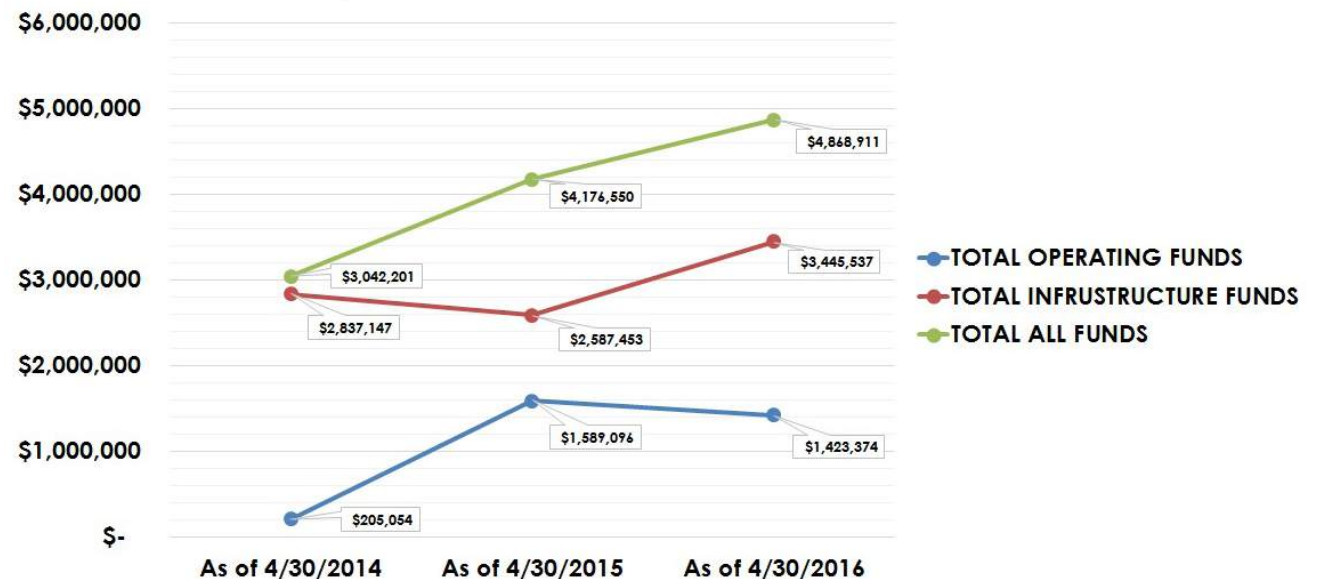


## FINANCIAL SYSTEM

The Springfield Park District's financial system is under the direct supervision of the Director of Finance and is an essential part of the District's operation. The financial system fully interacts with all of the other District systems and Department responsibilities.

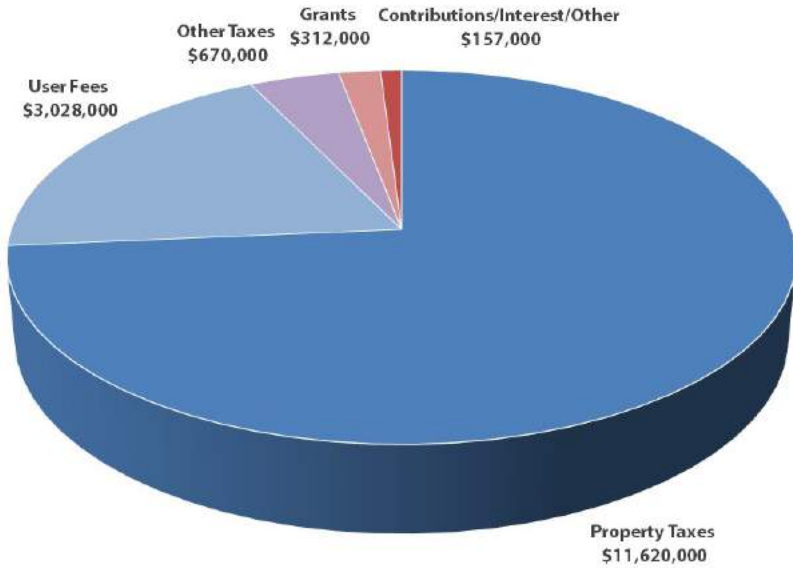
The financial health of any agency plays an important role in what the agency can accomplish in providing the type of recreational experiences the community expects it to deliver. The cost to maintain such a large and diverse District is only made more challenging by the lack of additional revenue sources while operating costs continuing to increase each year. The fund balances continue to show growth at a modest pace which reflects a more concerted effort to effectively manage the current financial house in which the District lives. The District has placed a high level of importance in terms of compliance with the fund balance policy. This provides a direction for financial stability, cash flow operations, the ability to respond to emergencies, maintain and improve credit ratings etc. The following graphs highlight the overall financial position of the District.

### Comparative Schedule of Fund Balances

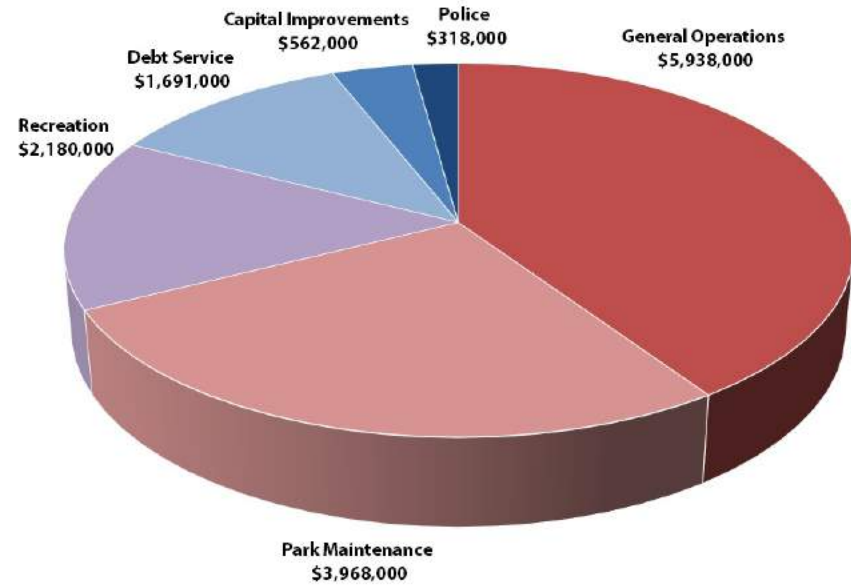


# Springfield Park District

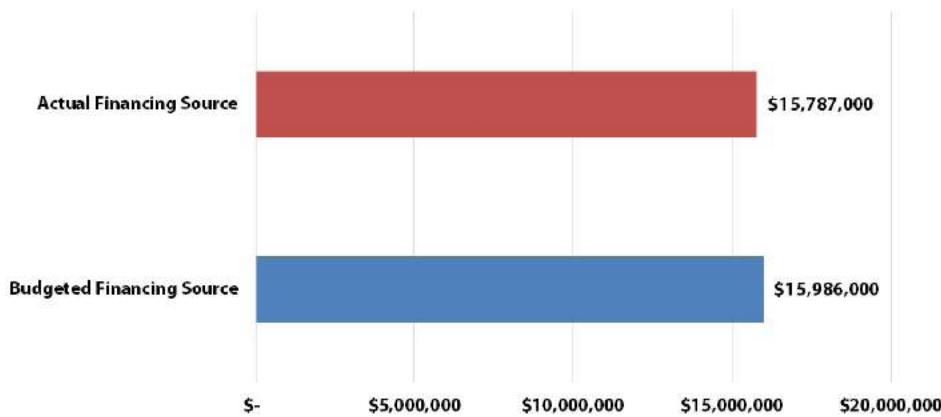
## Financing Sources 2015



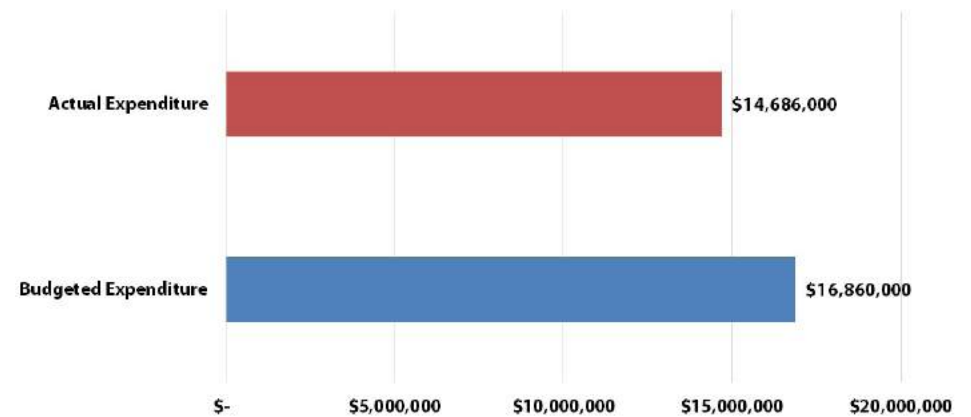
## Expenditures 2015



## Financing Sources Total 2015

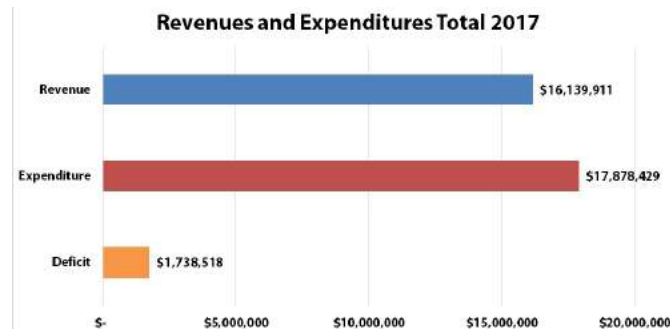


## Expenditures Total 2015

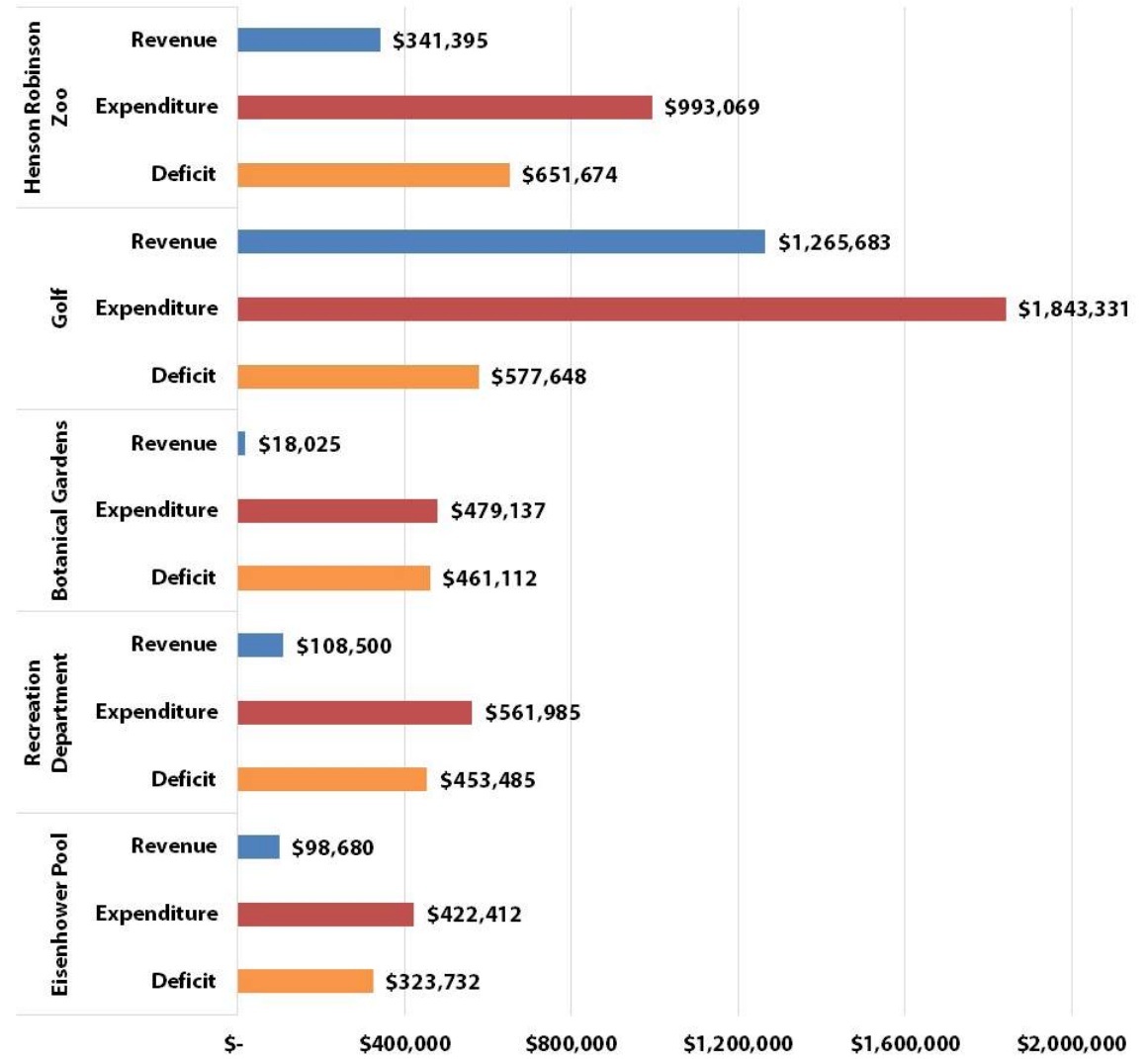


# 2017-2021 Comprehensive Master Plan

The District has seen movement in a positive direction in the overall financial position of the agency in recent years. In review of the Fiscal Year 2017 combined statement of revenues and expenditures, the following graphs highlight the combined position as well as the five with the highest deficits.



## Revenues and Expenditures 2017



# Springfield Park District

## Core Strengths

The financial affairs of the District indicate improvements in recent years with core strengths that include;

-The agency is being operated in a more business like fashion.

-A commitment to a balanced budget with the desire to lower subsidies where appropriate.

-The ability to acquire capital on an on-going basis through short term roll over bonding to be spent on projects that address deficiencies in the current system.

## Core Weaknesses

The financial affairs of the District indicate core weakness that include;

-A vision for long term borrowing for capital development that is sustainable through bonding capacity.

-Validation to increase fees based on performance data.

-Non sustaining subsidies distribution to cover operational expenses.





## NATIONAL TRENDS IN RECREATION

The following information highlights relevant national recreational trends from varied public documents & studies that focus on industry research across the country that may influence the Springfield Parks District recreation planning over the next several years. One of the most common concerns in the recreation industry is creating innovative programming to draw participants into facilities and services. Once in, participants recognize that the benefits and are likely return. In addition to traditional programs, many agencies plan to add programs to emphasize health and wellness, active adults, education and enrichment programs and nature/outdoor recreation.

Inactivity is a concern as the ages between 13 to 17 show signs to continue to become more inactive. However, out of 290 million Americans, approximately 210 million are actively taking part in a wide range of activities. One of the best ways to increase activity participation later in life is to encourage casual play at the younger ages and the establishment of casual play as a core life activity.

## DEMOGRAPHIC TRENDS

### Adult: The Baby Boomers - Planning for the Growing Demographic Shift

Baby Boomers are defined as individuals born between the late 1940's and early 1960's. As Baby Boomers leave the workforce and enter into retirement, they will be looking for opportunities in fitness, sports, outdoors, arts and cultural events as well as other leisure activities that suit their lifestyles. With their varied life experiences, values, and expectations, Baby Boomers are predicted to redefine the meaning of recreation and leisure programming for older adults.

In the leisure profession, this generation's devotion to exercise and fitness is an example of its influence on society. When Boomers entered elementary school, President Kennedy initiated the President's Council on Physical Fitness in which active recreation

became a key component of public education. As Boomers moved into the workplace, they took their desire for exercise and fitness with them. Boomers are second only to Gen Y/ Millennials (born between 1980 and 1999) in participation in fitness and outdoor sports.

Boomers are known to work hard, play hard, and spend hard. They have always been focused with all things youthful. Boomers typically respond that they feel 10 years younger than their chronological age. For example, swimming pools have become less social and much more of an extension of Boomers' desire for health and wellness.

Boomers will look to park and recreation professionals to give them opportunities to enjoy many life-long hobbies and sports. When programming for this age group, a customized experience to cater to the need for self-fulfillment, healthy pleasure, nostalgic youthfulness, and individual escapes will be

important. Recreation trends will shift from games and activities that Boomers associate with senior citizens such as bingo, bridge, and shuffleboard will likely be avoided because Boomers relate these activities to being "old".

The highest-ranking age cohorts in the Springfield Park District in 2017 were 45-64 and 25-44 (27% and 25% of the population, respectively), followed by the 10-24 cohort at 19% of the population. Planning for the next 10 years suggests a growing demand for programs and services for both Millennials and Baby Boomers.

# Springfield Park District

Boomers will reinvent what being a 65-year-old means. Parks and recreation agencies that do not plan for Boomers carrying on in retirement with the same hectic pace at which they have lived during their years in employment will be left behind. Things to consider when planning for the demographic shift include:

- Defining Boomer characteristics
- The ability to market to Boomers
- Arts and entertainment events
- Passive and active fitness trends
- Outdoor recreation & adventure programs
- Travel programs

The Springfield demographic profile indicates that in 2017 74% of the population is Caucasian, 18% of the population is African-American, and 2% percent is Asian. Additionally, 2% percent of the population is of Hispanic Origin (any race).

According to 2017 demographic estimates, 27% of the Springfield Park District population fell within the Baby Boomer age range (those currently 45-64 years of age).

## Generation X and Generation Y: Two Opposites

The difference between Generation X (born from 1965 to 1979) and Generation Y (born from 1980 to 1999) is that Generation Y population is twice as likely to participate in team sports. The psychological tendency of Generation Y is more positively disposed to team sports than the Generation X population who are more individual in nature. Generation Y are generally more social in their interactions in the way they play, exercise and how they communicate.

## Youth: Planning for the Shrinking Demographic Shift

The proportion of youth to the overall population is smaller than in the past, but is still essential to the future. As of the 2010 Census, the age group under the age of 18 forms about a quarter of the U.S. population and this percentage is at an all-time low. Nearly half of this population group is ethnically diverse with 25 percent as Hispanic.

## Multiculturalism: Planning for the New Demographic Shift

Our country is becoming increasingly racially and ethnically diverse. In 2012, the U.S. Census Bureau announced that non-Caucasian babies now account for the majority of births in the United States. As the recreation field continues to function within a more diverse society, race and ethnicity will become increasingly important in every aspect of the profession. More than ever, recreation professionals will be expected to work with and have knowledge and understanding of a community with many cultural, racial, and ethnic backgrounds.

In the context of urban development, from the early 1980s, there has been a process that can be characterized as "festivalization" which has been linked to the economic restructuring of towns and cities, and the drive to develop communities as large-scale platforms for the creation and consumption of "cultural experience." There are also a growing number of smaller, more local community-based festivals and events in communities. These events are seen as community builders and provide additional economic benefit to the community as well.

### PARKS & FACILITY TRENDS

#### Indoor Recreation

The national trend is toward “one-stop” indoor recreation facilities to serve all ages. Large, multi-purpose recreation centers help increase cost recovery, promote retention, and encourage cross-use. Agencies across the U.S. are seeking to increase revenue generation and cost recovery. Multi-use facilities versus specialized space is a trend offering more programming opportunities as well as free-play opportunities. “One stop” facilities attract young families, teens, and adults of all ages.

#### Aquatics

According to the National Sporting Goods Association (NSGA), swimming ranked third nation-wide in terms of participation in 2012. Outdoor swimming pools are not typically heated and open year round. Swimming for fitness is the top aspirational activity for “inactives” in 6 of 8 age categories in the SFIA “2013 Sports, Fitness and Leisure Activities Topline Participation Report,” representing a significant opportunity to engage inactive populations. Nationally, there is an increasing trend toward indoor leisure and therapeutic pools. Additional indoor and outdoor amenities like “spray pads” are becoming increasingly popular as well.

#### Dog Parks

Dog parks continue to see high popularity and have remained among the top planned addition to parks and recreational facilities over the past three years.

#### Shade Structures

Communities around the country are considering adding shade structures as well as shade trees to their parks, playgrounds, and pools as, “...a weapon against cancer and against childhood obesity” and without adequate shade, many play areas are simply too hot to be inviting to children.

Trees help, as their leaves absorb about 95 percent of ultraviolet radiation, but they take a decade or more to grow large enough to make a difference. As such, many communities are building shade structures instead.

#### Natural Environments and Open Space

The environment is often overlooked as a type of facility since it typically has very little if any infrastructure associated with organized recreation activities. However, a series of short recommendations for best practices that can be utilized include:

-Establish a strategic land acquisition strategy based on knowledge and awareness of significant natural and cultural resources (watershed protection, unique ecological characteristics, and sensitive natural areas deserving protection). As the largest owners of public land within most communities, park and recreation agencies should lead the way in developing a strategic vision for preserving open space and conserving important landscapes and natural features.

-Engage youth in conservation. Get kids and teens outdoors and enjoying their parks. The experience of nature is inherently rewarding for youth. Set as a goal to connect kids in the community to nature and the outdoors. Children and youth will be fascinated by nature and will develop a lifelong affinity as well as a conservation ethic if they have early opportunities to enjoy nature and recreate outdoors in a safe, rewarding way.

## Springfield Park District

-Protect natural resources in parks and in the community. A core mission of public parks is to protect land and water resources and to be stewards of natural resources. This means committing personnel and resources to protect natural and cultural resources and creating sustainable long-term methods of funding this conservation mission. Parks and recreation agencies are entrusted with some of the most important public assets of a community, and the conservation and long-term protection of this public trust is and should be a core component of every parks and recreation agency's mission.



## PROGRAMMING TRENDS

### Nature Based Programming

Noted as early as 2003 in Recreation Management magazine, park agencies have been seeing an increase in interest in environmental-oriented “back to nature” programs and these programs are on the rise. A few worthwhile facts include:

- Nearly seventy percent (70%) of public parks and recreation agencies offer some type of nature-based programming, and roughly 60 percent (60%) have nature-based facilities. The most common facilities include nature parks/preserves, self-guided nature trails, outdoor classrooms and nature centers.
- The most common programs include nature hikes, nature-oriented arts and crafts, fishing-related events and nature-based education in cooperation with local schools.

### Health Benefits of Parks & Recreation

There are numerous health benefits of parks which include the following:

-Trails, parks, and playgrounds are among the five most important community amenities considered when selecting a home.

-Research from the University of Illinois shows that trees, parks, and green spaces have a profound impact on people’s health and mental outlook.

-Fifty percent (50%) of Americans regard outdoor activities as their main source of exercise.

-Physical activity makes people healthier.

The United States is now catching up on this health trend, as park and recreation agencies have begun installing “outdoor gyms.” Equipment that can be found in these outdoor gyms is comparable to what would be found in an indoor workout facility/ Outdoor fitness equipment provides a new opportunity to increase the health of their communities while offering them the opportunity to exercise outdoors. Such equipment can increase the usage of parks, trails, and other outdoor amenities while helping to fight the obesity and increase the community’s interaction within nature.

### Trails

A connected system of trails increases the level of physical activity in a community has been scientifically demonstrated through on-going research studies. Trails can provide a wide variety of opportunities for being physically active. The health benefits are equally as high for trails in neighborhoods as for those in state or national parks. A trail in a neighborhood makes it easier for people to incorporate exercise into their daily routines, whether for recreation or non-motorized transportation.

### General Sports

The National Sporting Goods Association (NSGA) survey on sports participation generally found gradually increases in individual sports and that the top five athletic activities ranked by total participation included: exercise walking, exercising with equipment, swimming, camping, and aerobic exercising. Additionally, the following active, organized, or skill development activities remain popular: hiking, running/jogging, bicycle riding, basketball, golf, and soccer. In general, fitness type sports remain the most popular physical activity that include strength training and boot camp-style training.

## Springfield Park District

### Youth Sports

The 2013 SFIA sports participation report indicates that youth (ages 6-12) participation was highest for outdoor (63%), team (53%) and individual sport (50%). Children in this age group have increased interest in camping, while young adults ages 18–24 are becoming more interested in running & jogging. The NSGA Youth Sports Participation Report from 2001 – 2011 indicates that specific offerings for children's fitness are slowly increasing in health and fitness activities. A trend in youth sports finds that lacrosse and other niche team sports and volleyball are continuing to experience strong growth for youth and adults.

### Outdoor Recreation

Participation in outdoor recreation outings reached an all-time high in 2012. The top outdoor activities were running, fishing, bicycling, camping, and hiking. Bird watching is also among the favorite outdoor activities by frequency of participation. Participation in walking for pleasure and family gatherings outdoors were the two most popular activities for the U.S. population as a whole.



### ADMINISTRATION TRENDS

Parks and recreation delivery systems have changed and more alternative methods of delivering services are emerging. Certain services are being contracted out and cooperative agreements with non-profit groups and other public institutions are being developed. Newer partners include the health system, social services, justice system, education, the corporate sector and community service agencies. These partnerships reflect both a broader interpretation of the mandate of agencies and the increased willingness of other sectors to work together to address community wellness issues. This relationship with allied health agencies is vital in promoting wellness.

The traditional relationship with education and the sharing of facilities through joint-use agreements is evolving into cooperative planning and programming aimed at addressing youth inactivity levels and community needs.

Listed below are additional administrative national trends:

-Level of subsidy for programs is lessening and more “enterprise” activities are being developed, thereby allowing subsidy to be used where deemed appropriate.

-Information technology allows for better tracking and reporting.

-Pricing is often determined by peak, off-peak, and off-season rates.

-More agencies are partnering with private, public, and non-profit groups.

### Funding

According to Recreation Management magazine’s “2014 State of the Industry Report,” survey respondents from parks and recreation departments/districts reporting about their revenues from 2011 through 2013 reveals the beginning of a recovery from the impact of the recession of 2008. In 2015, 95 percent of parks and recreation respondents were expecting revenues to either increase (49.7 percent) or remain stable (45.4 percent).

### Marketing

Niche marketing trends have experienced change more frequently than ever before as technology affects the way the public receives information. Mobile marketing is a trend of the future. Young adults engage in mobile data applications at much higher rates than adults in age brackets 30 and older. Usage rates of mobile applications demonstrate that chronologically across four major age cohorts, Millennials tend to get information more frequently using mobile devices such as smart phones. It is also a fact that minority Americans lead the way when it comes to mobile internet access. Nearly two-thirds of African-Americans (64%) and Latinos (63%) are wireless internet users.

# Springfield Park District

## RECREATION PROGRAMMING ASSESSMENT

Analysis was performed on a single year of recreation programs offered by the Springfield Park District in order to uncover trends in data and overall program success. This data was compiled into graphs which highlight different categories effecting these recreation programs. These categories help to better understand the success and how programs compare based on season, time of day and day of week of programs offered. The analysis on the following pages is based on program registration data from 2015.

### Life Cycle Portfolio Analysis

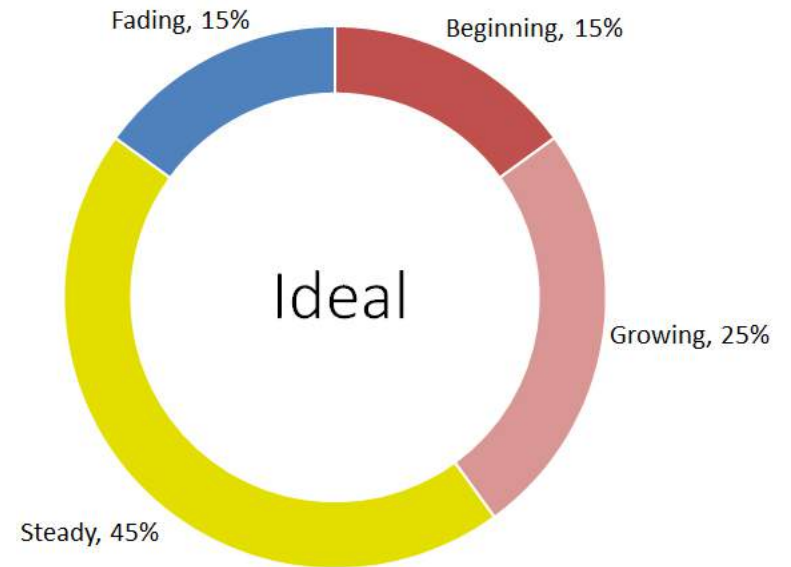
Arguable the most essential component of the recreation program analysis is the assessment of the life cycle of programs offered through the Springfield Park District. The primary purpose of this analysis is to provide insight and aid the District in developing a deeper understanding of the overall health of the program portfolio. This analysis will also help to illustrate the passage of programs through the District over time, mirroring the natural rhythm of life by passing through milestones that mark the linear progression of programs as they begin, grow, balance and then fade as time progresses on.

The milestones illustrated in this analysis are defined by four categories:

- Beginning: Require cultivating efforts to advance and grow.
- Growing: Possess momentum and demand from the community.
- Steady: Perform consistently and include core programs.
- Fading: Need attention to either be re-invented or removed.

Every District has a different matrix of lifespan expectations for a successful mix of programs, but an ideal distribution for a healthy portfolio include:

- Beginning: 15%
- Growing: 25%
- Steady: 45%
- Fading: 15%



Programs were arranged into one of the four milestones based on the length of time the program has been offered compared to the relative success of the program. Enrollment information, as well as program duration, was provided by the Springfield Park District for each program. The graphs presented on the following pages illustrate the life cycle of programs broken down into three brochure seasons for the program year of 2015. They were then analyzed for each category based on the "ideal" matrix of life cycle stages.

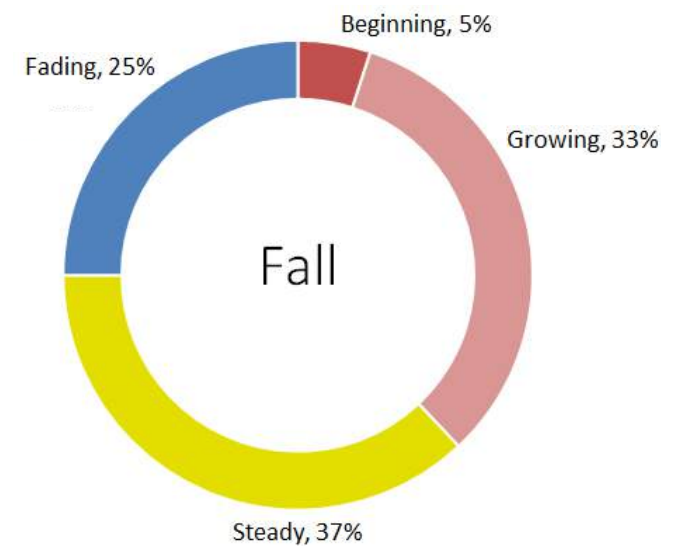
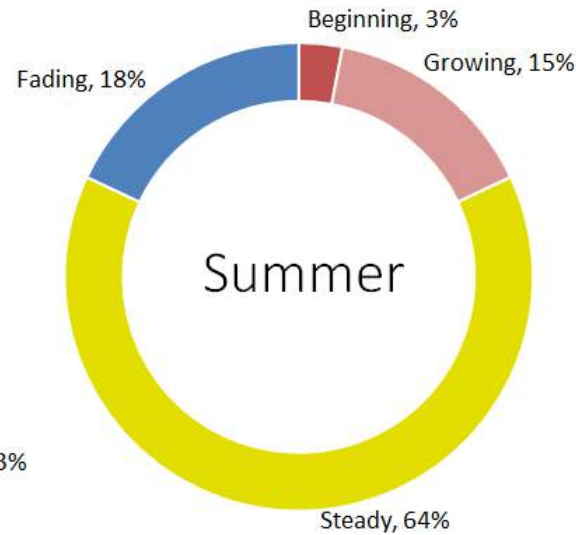
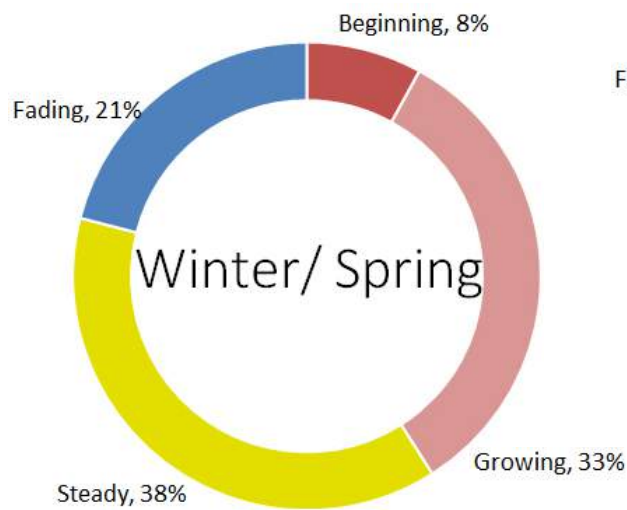
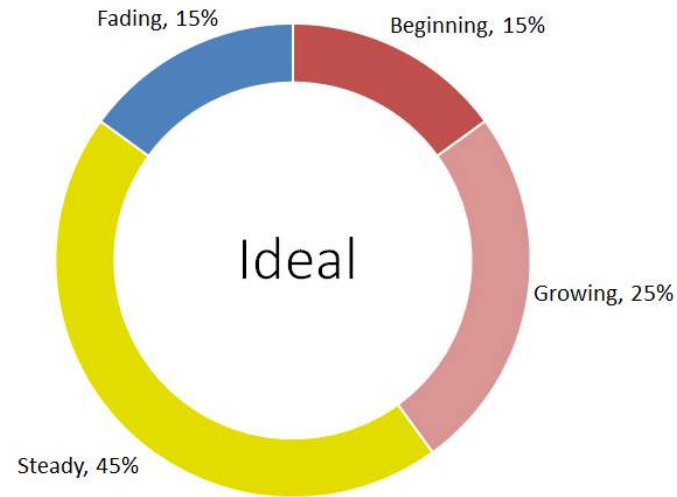




### Program Life Cycle Overview

The graphs on the following pages illustrate that the Springfield Park District currently has a strong portfolio of steady and growing programs. Steady programs are those which gain a strong and constant amount of registration every class or season, and typically are the reason residents choose the District for their recreation needs. These programs also make up the largest portion of the District's incoming funds from recreation services. Although the District has a large amount of steady and growing programs, as these begin to age and fade, there should always be new programs ready to grow and take their place through the cycle. With very minimal effort, the District can develop some new programs for each brochure season in order to prepare for the possibility of steady programs fading over the course of time.

# Springfield Park District



**-Beginning** Below Target  
**-Growing** Above Target  
**-Steady** Below Target  
**-Fading** Above Target

**-Beginning** Below Target  
**-Growing** Below Target  
**-Steady** Above Target  
**-Fading** At Target

**-Beginning** Below Target  
**-Growing** Above Target  
**-Steady** Below Target  
**-Fading** Above Target

### Program Utilization Analysis

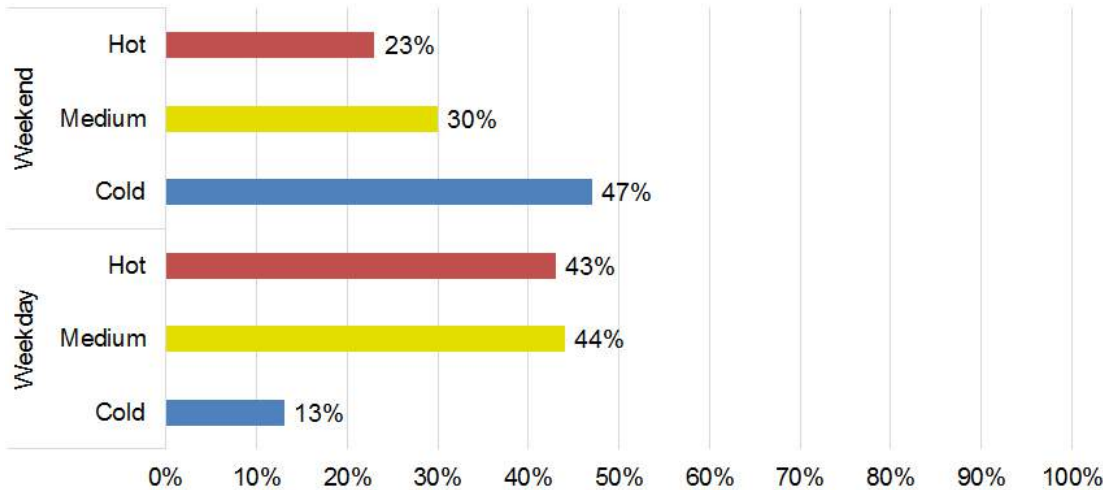
Following the program life cycle analysis, all data was compiled into a “heat index”. This is a very simple but effective performance guide used to assess the success of individual programs within the District. Programs with a high percentage of enrollment or waiting lists to register were classified as ‘hot’, programs with a reasonable number of registrations but still had a large number of open spaces were classified as ‘medium’, and finally programs that were either empty or very few registrations were classified as ‘cold’. This information was then split into multiple categories in order to better understand what programs received the most registration and if the season, day of the week or time of day played a large part in program participation.

The graphs on the following pages illustrate the programs offered by the Springfield Park District throughout the 2015 program seasons, separated into day of week and time of day. After being analyzed, a short summary of findings was provided for each graph which depicts program groups overall success. ‘Hot’ and ‘medium’ categories were totaled to see if program participation in each group was above or below the 50% registration goal.



# Springfield Park District

## Winter/ Spring Program Success by Day of Week

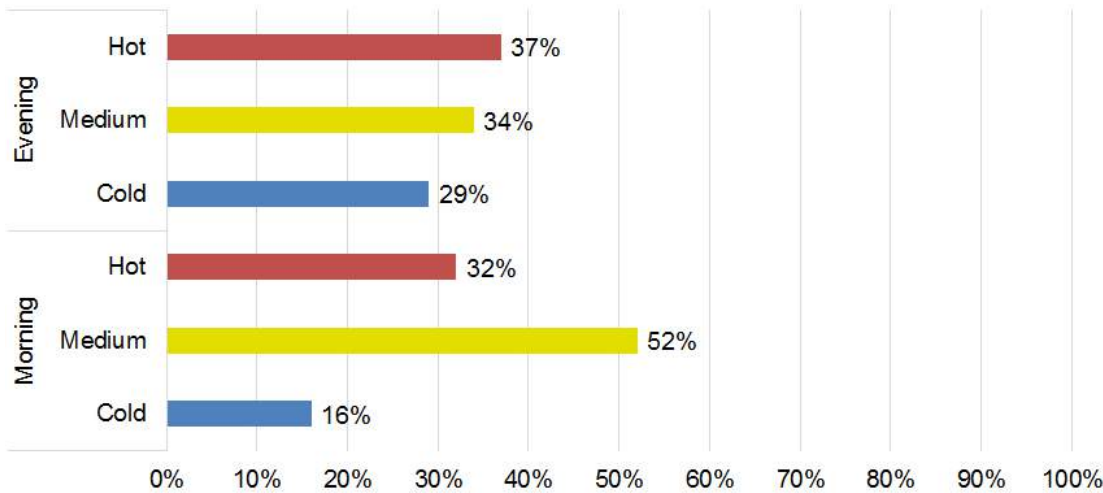


### Findings Summary

- Weekend Above 50%
- Weekday Above 50%

Weekday recreation programs during the Winter/Spring months are nearly 4 times more popular than weekend programs.

## Winter/ Spring Program Success by Time of Day

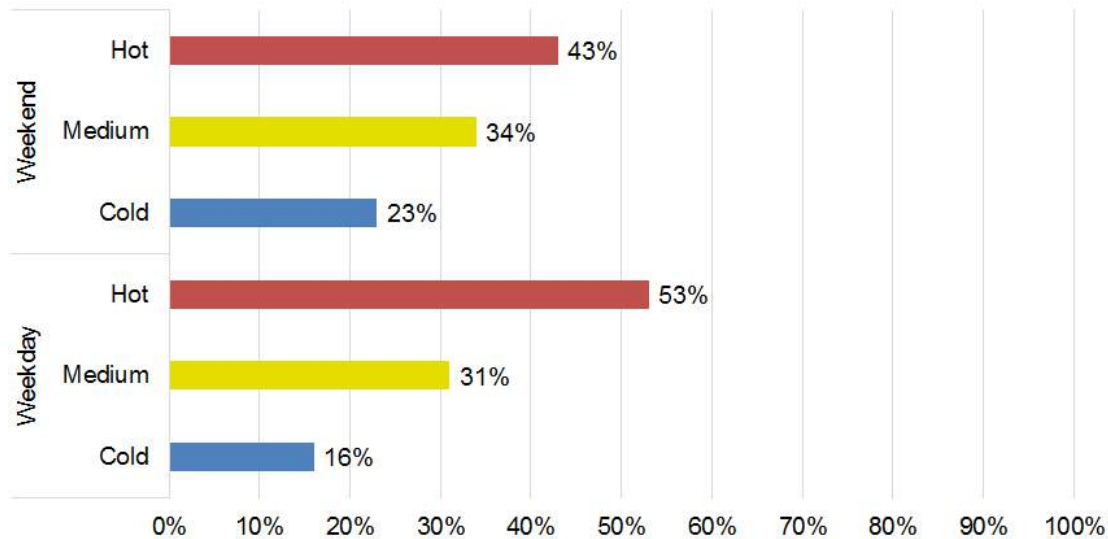


### Findings Summary

- Evening Above 50%
- Morning Above 50%

Although morning times are preferred for Winter/Spring programs, evening recreation programs have a higher 'Hot' percentage at 37% while morning programs have a majority of 'Medium' ranking.

## Summer Program Success by Day of Week

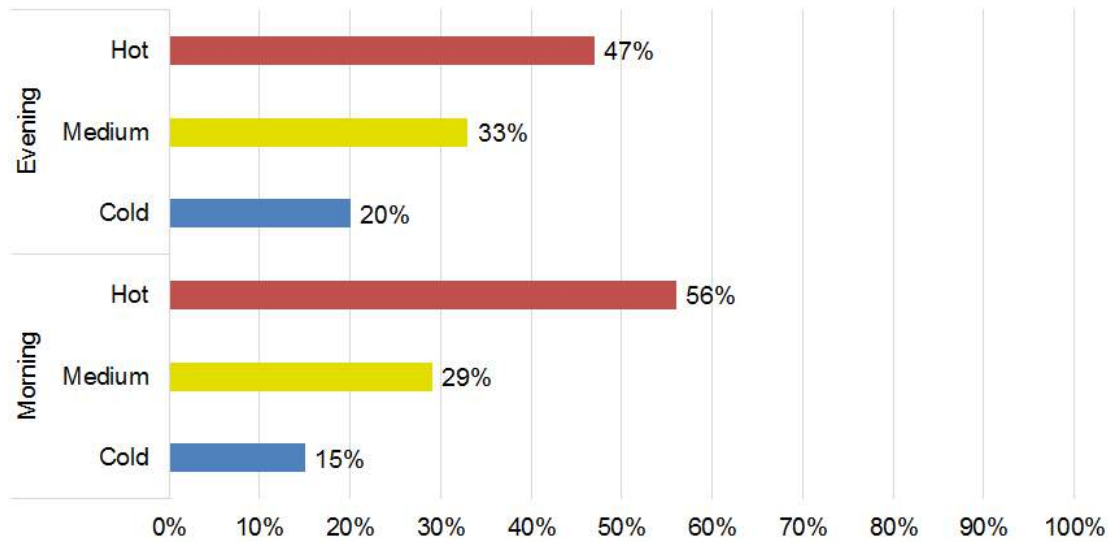


### Findings Summary

- Weekend Above 50%
- Weekday Above 50%

Both weekend and weekday recreation programs perform well in the Summer, with weekday having a slightly higher 'Hot' ranking and lower 'Cold' rank.

## Summer Program Success by Time of Day



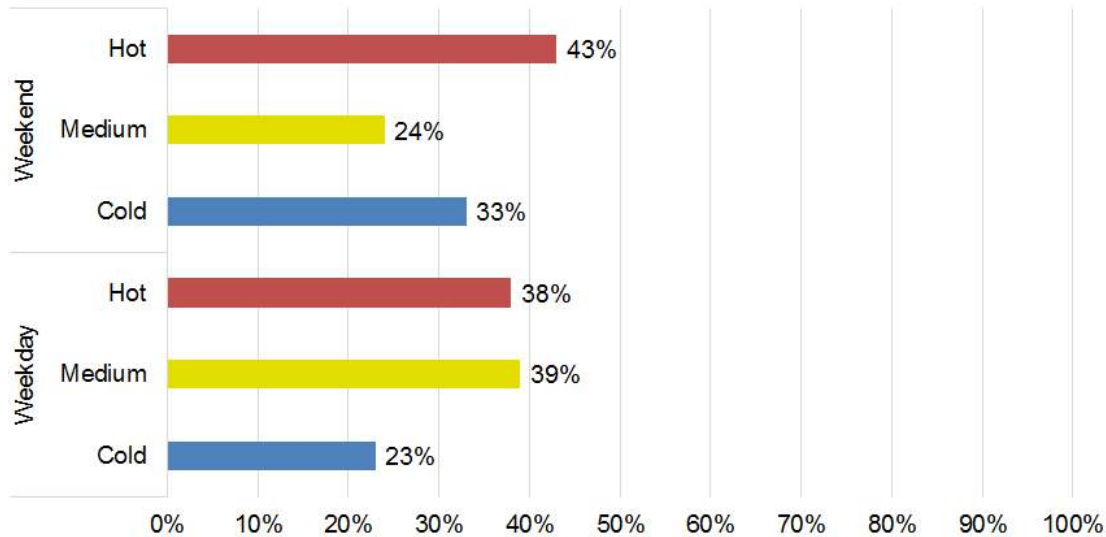
### Findings Summary

- Evening Above 50%
- Morning Above 50%

During the Summer months, programs in the morning and evening receive a large number of registrations. The morning classes have the largest percentage of 'Hot' ranking out of any season, day of week or time of day in the 2015 brochure year at 56%.

# Springfield Park District

## Fall Program Success by Day of Week

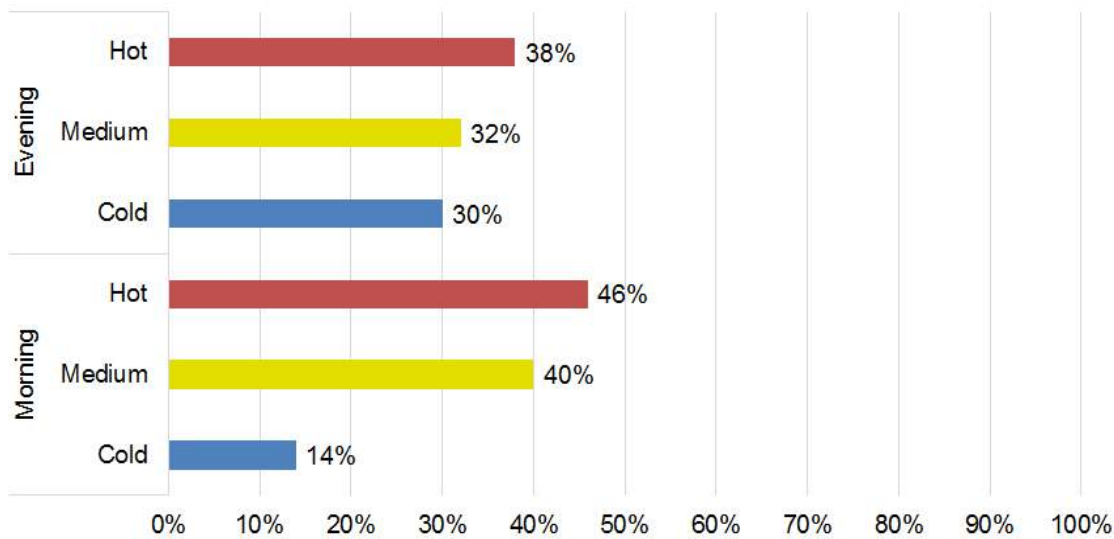


### Findings Summary

- Weekend Above 50%
- Weekday Above 50%

Although the Fall months have the largest percentage of 'Cold' programs, there is still a majority in the 'Hot' and 'Medium' categories. Weekend times have a slightly higher 'Hot' percentage, while Weekday times have a lower 'Cold' percentage.

## Fall Program Success by Time of Day



### Findings Summary

- Evening Above 50%
- Morning Above 50%

Morning recreation programs have more than twice the temperature ranking than evening times during the Fall. While both time periods have a large amount of registrations, morning programs have far fewer 'Cold' classes.

### Program Analysis Overview and Conclusion

Overall analysis showed a strong portfolio of programs with good user registration. In general, the most preferred and utilized programs, regardless of season, were weekday mornings. Although this time is the preferred, both weekday and weekend, as well as morning and evening, have high levels of 'Hot' and 'Medium' registration. Looking towards the future, the District should continue to add new or modern recreation programs while phasing out fading programs to make room for new ones. With such a strong portfolio of growing and steady programs, there is opportunity to expand on these areas which would lead to more District exposure and higher funds coming in from programming.

The recommendations for the optimal mix of programming from the review of the compiled data is:

- Winter/Spring**      Weekday, Morning
- Summer**              Weekday, Morning & Evening
- Fall**                      Weekday, Morning



# Springfield Park District

## PROGRAM PARTICIPATION OBSERVATIONS

### RECREATION PROGRAMS

The primary programming on general recreation focuses on softball and basketball for athletics, ballroom dancing for cultural and special events for unique community gathering events. The number of general recreation programs seems low as compared to other agencies of similar size. As a comparison, the Naperville Park District, which services a community of approximately 144,000 residents, has over 1,400 activities offered each year with over 50,000 participants. The volume of traditional recreation programs that a large agency would typically offer is not common with the Springfield Park District.

### Athletics

-Softball and Basketball had a total of 924 participants across 97 teams. The numbers for softball seems low for the number of lighted ballfields the District has in its park system but is steady in comparison of the number of teams registered in 2012 which was 96.

-Lacrosse had a total of 115 participants which would yield a total of 12 teams.

-The new programs were camps and/or clinics that had a total of 75 attendants that included Challenger Sports' British Soccer Camps.

### Cultural

-Ballroom dance had strong numbers with a total of 400 participants which shows significant growth from 2009 in 2012.

### Special Events

-The District had 4 events for Music in the Park as well as 4 events for Movies in the Park which would have had approximately 4,800 participants.

-The Touch a Truck had a successful turnout with 1500 people.

-The Jamboree appears to have a low turnout of approximately 200 people.

### EARLY CHILDHOOD DEVELOPMENT

The philosophy of the preschool program is that every child should be given the best chance to grow and develop intellectually, emotionally, and socially. The program features professional staff directing activities that encourage development of individual interests, refinement of motor skills, and preparation for Kindergarten. The curriculum is based on the Illinois Early Childhood Learning Standards. For your convenience, the District offers structured preschool programs at both Lincoln and Washington Park Pavilions

that have a vintage character and offer an interesting venue for early childhood classes.

The attendance at the pre-school locations seems to be slightly below average, especially for Lincoln Park. A question that needs to be explored is the closing of the pre-school at Lincoln Park with those students transferred to Washington Park and a possible conversion of the Lincoln Park facility as a special event venue.

### Pre-School

Washington Park had a total of 57 students while Lincoln Park had 41 students. These enrollment numbers are down as compared to 2012 in which Washington Park had 68 students and Lincoln Park had 54 students. The locations also had summer fun programs that had low attendance with 45 participants at Washington Park and only 15 participants at Lincoln Park. These enrollment numbers are also down as compared to 2012 in which Washington Park had 67 participants and Lincoln Park had 17 participants.

-A series of new programs and special events were held at Washington Park.



### FunShop

The FunShop program offers a unique education based environment where parents and children can play together. The foundation of the innovative FunShop experience is a firm belief that parents are not only a child's first teachers but also his or her most trusted and influential educators. During the program, parents assume the role of the teacher while program staff provides guidance which allows parents to fully engage their children in the wonderful world of learning and discovering. Dozens of play centers will capture your children's interest, spark their imagination, strengthen their communication skills, and exercise their decision-making and sensory motor skills. Most of the program is devoted to self-directed play however, each class also features small-group activities designed to develop social and language skills. At least one parent, relative, or caregiver must accompany each child to every class.

-The FunShop is located at Lincoln Park and is a standalone metal building that has been customized for the use of the facility. The FunShop had 421 users over the past year. This is a decrease from 2012 that had 585 users. The programs however appear to be well received and fun for those who participate.

### SPECIAL EDUCATION

The L.E.A.P programming has had approximately 5,000 participants in the past year. All indications is that the programming in this area have risen steadily over the past few years.

First Impression for Participation Levels from Programming Review: The attendance for these types of programs seem to be on par with other agencies use of special recreation programs.

-Camp Sunshine had approximately 550 participants in 2015 as compared to 105 in 2012.

-The Special Olympics registrations were 200 in 2015 as compared to 81 in 2012.

-The number of inclusion program appointments have risen to 45 in 2015 from 30 in 2012.

### NELSON CENTER

The Nelson Center is one of the District's primary recreation activity centers. The Nelson Center contains two indoor ice rinks, six locker rooms, and two concession areas that are open to the public year-round. The Nelson Center houses the only two indoor ice rinks within a 60 mile radius and therefore serves as the home for most ice related programs, events and activities in the area. The District offers a variety of instructional classes and leagues designed to teach children and adults how to ice skate, figure skate, or play hockey. The Nelson Center also reserves weekly open skate time to allow the community to enjoy ice skating. The primary recreation activity on the two sheets of ice appear to be well used in terms of participation by both the community and hockey clubs/teams organizations.

The primary programming at the Nelson Center focuses on skating and hockey and looks to be performing well in terms of participation. The outdoor pool also looks to have adequate levels of participation for open public swimming.

# Springfield Park District

## Ice Rink/Skating

-The general review of the numbers of participants continues to be strong and shows a consistent level. Free style skating had nearly 16,000 participants.

-Private skating lessons had a total of 4,236 attendance.

-Open skating attendance figures have been steady with 14,350 in 2015 as compared to 13,980 in 2012.

-Adult learn to skate classes has grown from 430 in 2012 to 864 in 2015.

## Ice Rink/Hockey

-Hockey leagues had a total of 6,880 including the senior league.

-Jr. Blue games and Springfield Youth Hockey have significant attendance at over 30,000.

## Rentals/Parties/Special Events

-The facility had 25 rentals with nearly 1,900 participants.

-The SFSC Ice Show had 3,300 participants.

## NELSON CENTER POOL

The Nelson Center pool is a seasonal outdoor aquatic facility that is open during the summer months between Memorial Day Weekend and Labor Day weekend. Supervised by professionally trained lifeguard staff, Nelson Center Pool features as a twisted flume slide and separate kid pool. Nelson Center Pool also features a full service concession stand and locker rooms.

### Aquatics


-The pool was in operation during the summer of 2015.

-In 2015, there was 11,246 visits for general public swimming. The number of visits are comparable to a similar vintage outdoor pool experience for the Plainfield Park District which had 11,170 in 2014.

-A total of 391 swim lesson participants is low in comparison to 1,830 for the Plainfield Park District.

### Swim Team

-Springfield Academy Swim Team had 2,772 participants.



### VETERAN'S MEMORIAL POOL

Veteran's Memorial pool is a seasonal outdoor aquatic facility that is open during the summer months between Memorial Day Weekend and the beginning of August. Veteran's Memorial pool is the largest outdoor aquatic facility managed by the District. Supervised by professionally trained lifeguard staff, Veteran's Memorial pool offers multiple interactive water features such as a drop slide, diving board and separate kid pool. Veteran's Memorial Pool also features newly renovated locker-rooms which provide a clean environment for everyone to enjoy.

The primary programming at Veteran's Memorial Pool focuses on outdoor public swimming. The outdoor pool looks to have adequate levels of participation for open public swimming.

#### Aquatics

-The pool was open 78 days in 2015.

-In 2015, there was 10,465 total visits for public swimming including camp visits. The number of visits are comparable to a similar vintage outdoor pool experience for the Plainfield Park District which had 11,170 in 2014.

-Only 40 swim lesson participants is very low in comparison to the Nelson Center and the Plainfield Park District.

### EISENHOWER AQUATIC CENTER

Eisenhower Aquatic Center offers two indoor heated pools available for year round fun and fitness. Underwater lights and observation windows makes the Eisenhower Aquatic Facility ideal for education and competitive purposes. The Aquatic Center offers a 25 yard six lane multipurpose pool and a separate diving well with two "one-meter" (low) diving boards.

The primary programming at Eisenhower Pool focuses on indoor competitive swimming and diving. The pool looks to have adequate levels of participation for open lap swimming and swim team use and meets. It also could develop a strong secondary core market focus on water aerobics.

#### Aquatics

-The pool was open 335 days in 2015.

-The public lap swim had 4,222 visits in 2015.

-A total of 327 swim lesson participants which was lower than the Nelson Center.

-A total of 92 students participated in a competitive stroke class.

-The Learn to Dive program was new for 2015 with 20 students.

#### Water Aerobics

-There was 71 participants which seems low for 97 days available in the pool.

#### Swim Teams/Meets

-There was 2,449 athletes for swim meets in 2015.

-The Academy Bullets had 63 athletes that used the pool.

-High School athletes totaled 153 that used the pool.

-The pool had one Olympic trial qualifier and 26 IHSA state qualifiers.

# Springfield Park District

## ERIN'S PAVILION & SOUTHWIND PARK

The District's newest addition, opened its doors in May of 2010 as a fully accessible multi-use facility. It is the welcome and visitors center for Southwind Park. Erin's Pavilion is a 15,000 square foot indoor building which facilitates recreational, interpretive and educational programs, services and special events. It has quickly become Springfield's newest premier rental facility for weddings, banquets, social galas, business meetings and expos. It has been built with environmentally conscious features with sustainability at the forefront and has achieved the U.S. Green Building Council's LEED Platinum status.

Erin's Pavilion and Southwind Park has had a busy year in 2015 with more than 7,800 guests for weddings, numerous special events that has had thousand attend, successful walks/fun runs and a good demand for park permits.

-More than 13,000 users and guests visited Erin's Pavilion, Southwind Park and associated Park Shelters in 2015 for rentals and special events. This number has grown considerably over the past 5 years.

-On-going marketing and social media attention is a continued focus of the staff at Erin's Pavilion.

## HENSON ROBINSON ZOO

The Henson Robinson Zoo began as just a dream of a prominent Springfield citizen by the name of Henson C. Robinson. In 1967, a tract of land was donated to the Springfield Park District by the City of Springfield to fulfill his dream. Construction of the zoo began in 1968 and on August 29, 1970, the Henson Robinson Zoo was officially opened. Over the years, the zoo has grown and expanded with the addition of several new animals as well as exhibits.

The zoo is now home to animals native to Australia, Africa, Asia and North and South America. Over 90 species of native and exotic animals are housed here among naturalistic exhibits. The zoo participates in scientific research studies and conservation efforts in addition to providing a fun and educational environment for people of all ages.

The zoo had over 70,000 visitors in 2015 with approximately 20,000 program participants. The zoo is a hidden gem that should have increased marketing exposure for continued growth of gate attendance and participation in zoo programs.

-The general attendance numbers of almost 71,000 visitors for the zoo is very respectable for a smaller zoo. The typical smaller zoo from our basic research would generate less than 50,000 visitors. However, in comparison to the Cosley Zoo with the Wheaton Park District which just celebrated its 40th anniversary in 2014, they had the highest recorded attendance in history at 149,000 visitors. The nearby Scovill Zoo at the Decatur Park District had nearly 100,000 visitors.

-The zoo had approximately 20,000 program participants while the Cosley Zoo had nearly 75,000 program attendees.

-The zoo had a good amount of special events during 2015.

-The zoo to you program had 90 programs and is comparable to Cosley Zoo with 104 programs.

-The camp programming had 59 programs and is comparable to Cosley Zoo with 56 programs.

### THOMAS REES MEMORIAL CARILLON

The Thomas Rees Memorial Carillon is one of the largest and finest of the world's carillons. Located in historic Washington Park, the Rees Carillon is the site of numerous free public concerts, exciting community events and the world-renowned International Carillon Festival and Festival Fireworks Display, held each June.

The Carillon offers public tours as well as significant special events that include free public concerts.

-With the hiring of Mr. Carlo van Ulft, the Springfield Park District also became the headquarters of the North American Carillon School.

-The International Carillon Festival is a significant special event that has been held since 1962.

### BOTANICAL PROGRAM

The Springfield Park District's Washington Park Botanical Garden is a place for enjoyment and education. The Garden provides a scene of tranquility and beauty, an oasis of nature, within an urban environment. Visitors enjoy the color of annual and perennial flower beds, the fragrance of the Rose Garden, and the refreshing shade of our many evergreen and deciduous trees. The Garden is also a place for learning. Only through education can we hope to value and protect the delicate balance of nature. Educational workshops are offered at the Garden throughout the year. School tours for preschool through college level are conducted free of charge. Horticultural information is available in the form of guidebooks, handouts, interpretive labeling and a telephone consultation program. And, of course, there are the plant collections themselves. Over 1200 species of plants can be found at the Garden—the rare and unusual, as well as "old favorites" displayed in new and exciting ways.

The botanical garden had over 55,000 visitors in 2015 with approximately 20,000 program participants that include special events. The garden had 24 weddings/receptions for a total of 2,500 people. Rental market appears stable. In comparison, the Chicago Botanical Garden had 1 million visitors in 2013, the Oak Park Conservatory had 30,000 visitors and the Luthy Botanical Garden in Peoria had 130,000 visitors.

# Springfield Park District

## GOLF

The Springfield Park District operates 4 local courses. Two of the courses are only 9 holes while the other two are 18 hole courses.

The rounds of golf have remained relatively steady over the past five years and the golf programs look to be doing well, especially the junior golf camp. The District had approximately 65,000 rounds of golf in 2015 while the Naperville Park District which operates two 18 hole golf courses had 80,000 rounds of golf between the 2 courses or approximately 40,000 rounds for an 18 hole course. The Decatur Park District closed the Nelson Park Golf Course when it was averaging 13,000 rounds of golf and develop the Red Tail 9 hole prairie style course which has attracted on average 26,000 rounds of golf. A financially stable golf course typically needs use between 30,000 to 35,000 rounds of play. The Decatur Park District has three golf courses in operation that averages 80,000 total rounds of golf a year. The master plan for the Decatur Park District discussed options to close golf courses due to lack of play.

## Lincoln Greens

Lincoln Greens is a challenging 18-hole golf course situated on 240 acres bordering beautiful Lake Springfield. A driving range, fully stocked pro shop, snack bar and banquet room are also available. 5500 yards from the ladies tees or 6850 yards from the tips Lincoln Greens provides a layout that you never get tired of playing.

-The course had approximately 18,900 rounds of play in 2012, 20,600 rounds in 2014 and 19,400 rounds of play in 2015.

## Pasfield

Pasfield Golf Course is a 9-hole public facility that has been part of the Springfield golf scene since 1898. At that time, it was known as "The Springfield Golf Club" which was founded by a group of prominent local businessmen. The Park District took control of the property in the early 1930's and renamed it Pasfield Golf Course. Since then, Pasfield Golf Course has been a landmark in the Springfield community for its customer service and affordable public golf. While the course is not extremely long, its narrow fairways, undulating hills and small greens will certainly give your game a test.

-The course had approximately 21,600 rounds of play in 2012, 15,600 rounds in 2014 and 15,700 rounds of play in 2015.

## Bergen

Established in 1930, Bergen Golf Course was built on fertile farm ground which to this day provides a lush green terrain. The course features eight par fours and one par three. The course has no bunkers or water hazards which makes it playable for golfers of all abilities. But don't be fooled, tree lined fairways and smaller greens make accuracy a must.

-The course had approximately 8,600 rounds of play in 2012, 11,800 rounds in 2014 and 11,000 rounds of play in 2015.

## Bunn

Bunn Golf Course is a regulation 18 hole facility. It is a tree lined course with narrow fairways and challenging holes. Water comes into play on several holes throughout the course. The 18th green is one of the most challenging greens in the area.

-The course had approximately 20,000 rounds of play in 2012, 20,000 rounds in 2014 and 18,200 rounds of play in 2015.

### PEER AGENCY COMPARISONS

As part of the Master Planning process, neighboring Park Districts were asked to fill out a short form asking general questions for parks, facilities and recreation information about each District. The information provided by the Springfield Park District, Decatur Park District, Hoffman Park District, Pekin Park District and Peoria Park District was summarized and assembled into a chart located on the following page. The full forms received from each District is available in the appendix section of the Master Plan.

A peer agency comparison provides the District with insight to the overall health and growth of the community as evaluated against neighboring agencies. The comparisons include general population, tax rate, parks and facilities, programs, finances and other supplementary information. Each District has its own ratios of park space, facilities, recreation services and budget expenditures per resident. These relationships make each District unique to their communities, communicating the effect each has on the other.

When comparing the 5 selected Park Districts, averages can be taken and used as a base when evaluating the overall strengths and weakness of each District. The group averages a population of 78,000, an EAV of \$1,430,000,000 and a tax rate of 0.715, these Districts provide a total of 40 acres per one thousand residents and expend \$270 per person for a total annual budget of \$21,564,000.

The following lists an overview comparison of the Springfield Park District to each Park District as well as the overall averages.

The Springfield Park District...

- Has the highest EAV of all neighboring agencies.
- Is tied for the largest population.
- Has a smaller total annual budget than the average, however it is the 3rd largest budget of the 5.
- Expend the least amount per person at only \$112.
- Provides half of the average parkland per resident as the overall average.
- Has the lowest tax rate of all neighboring agencies at 66%-50% of surrounding rates.



## Springfield Park District

	Springfield Park District	Decatur Park District	Hoffman Park District	Pekin Park District	Peoria Park District
Population	130,000	74,000	52,000	33,900	130,000
EAV	\$2,500,000,000	\$811,000,000	\$1,260,000,000	\$495,000,000	\$2,100,000,000
Tax Rate	0.47	1.12046	0.673	0.48754	0.8282
Non-Profit Recreation Providers	31	6	0	6	13
For-Profit Recreation Providers	93	8	6	2	-
Facilities	11	3	3	4	17
Parks	36	45	73	17	26
Acres of Parkland	2,500	2,000	800	2,270	9,400
Acres per Thousand	19	27	15	67	73
Pre-School/Early Childhood	42	49	62	33	487
Youth	47	97	45	45	608
Teens	43	66	15	32	388
Adults	52	36	40	35	274
Seniors	24	12	40	40	151
Sports	98	38	53	25	-
Aquatics	26	15	14	4	317
Camps	10	13	32	3	20
Environmental Education	20	30	10	27	500
Special Events	74	66	40	39	86
Before/After School Program	Yes	No	Yes	No	Yes
Recreation Staff	15f, 46p, 99s	31f, 82p, 102s	13f, 400p&s	6f, 8p, 175s	40f, 101p, 202s
Recreation Budget	\$2,100,000	\$1,800,000	\$13,000,000	\$135,000	\$9,134,000
Total Budget	\$15,800,000	\$14,300,000	\$23,350,000	\$8,270,000	\$46,100,000
Expenditure per Person	\$112	\$193	\$449	\$244	\$355



## INVENTORY & LEVEL OF SERVICE ASSESSMENT

### Geo-Referenced Amenities Standard Process

GRASP® Level of Service Analysis applies value to parks and facilities based on quality and quantity of assets and site amenities. Overall value was determined for all parks and assets in Springfield Park District then further evaluated in maps, tables, and charts.

The adjacent map is the extent of the key locations and study area performed during this assessment. The map has been divided into a North and South section on the following pages for clarity.

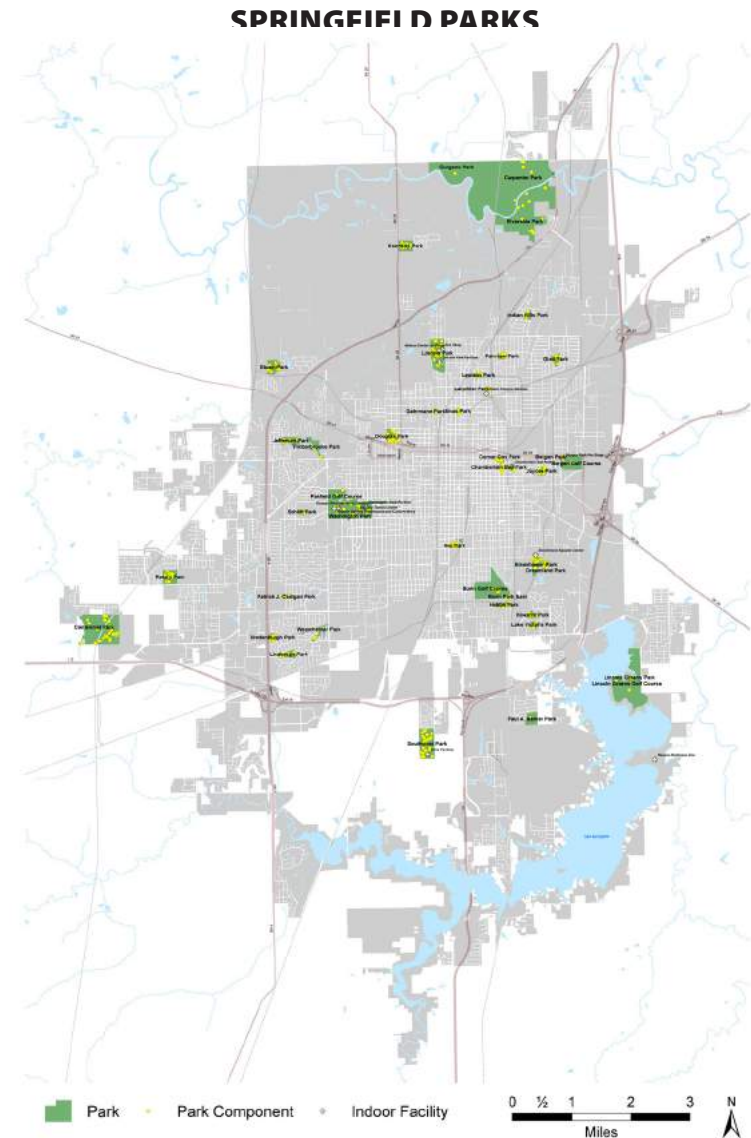
A total of 11 Community Parks & 32 Neighborhood Parks (including golf courses) were assessed:

### Community Parks:

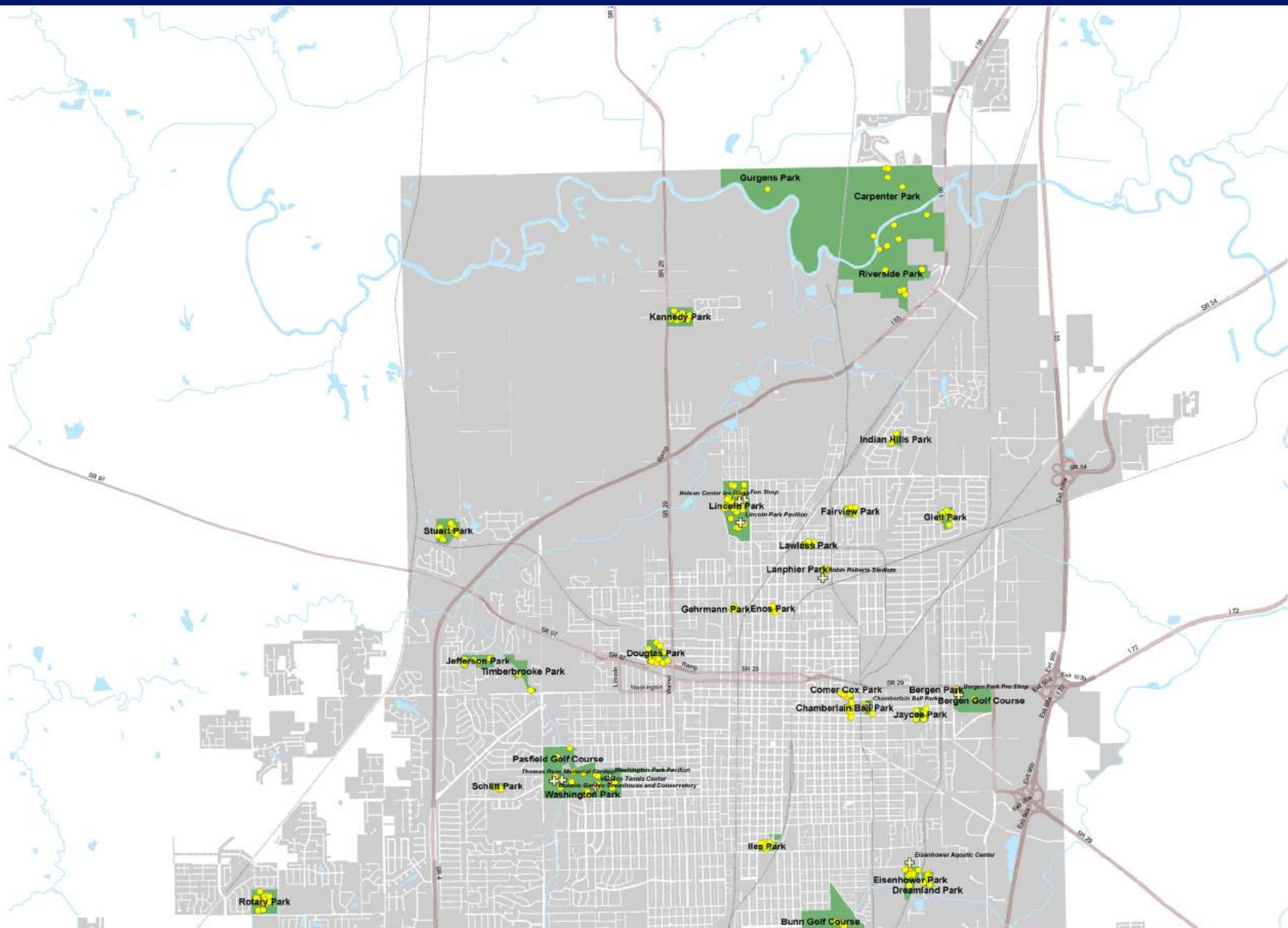
- Carpenter Park
- Centennial Park
- Douglas Park
- Iles Park
- Lincoln Park
- Riverside Park
- Southwind Park
- Stuart Park
- Timberbrooke Park
- Vredenburgh Park
- Washington Park

### Neighborhood Parks:

- Bergen Golf Course
- Bergen Park
- Bunn Golf Course
- Bunn Park East
- Bunn Park West
- Chamberlain Ball Park
- Comer Cox Park
- Dreamland Park
- Eisenhower Park
- Enos Park
- Fairview Park
- Gehrmann Park
- Gietl Park
- Gurgens Park
- Hobbs Park
- Indian Hills Park
- Jaycee Park
- Jefferson Park
- Kennedy Park
- Kiwanis Park
- Lake Victoria Park
- Lanphier Park
- Lawless Park
- Lincoln Greens Golf Course
- Lincoln Greens Park
- Lindbergh Park
- Pasfield Golf Course
- Patrick J. Cadigan Park
- Paul A. Barker Park
- Rotary Park
- Schlitt Park
- Westchester Park



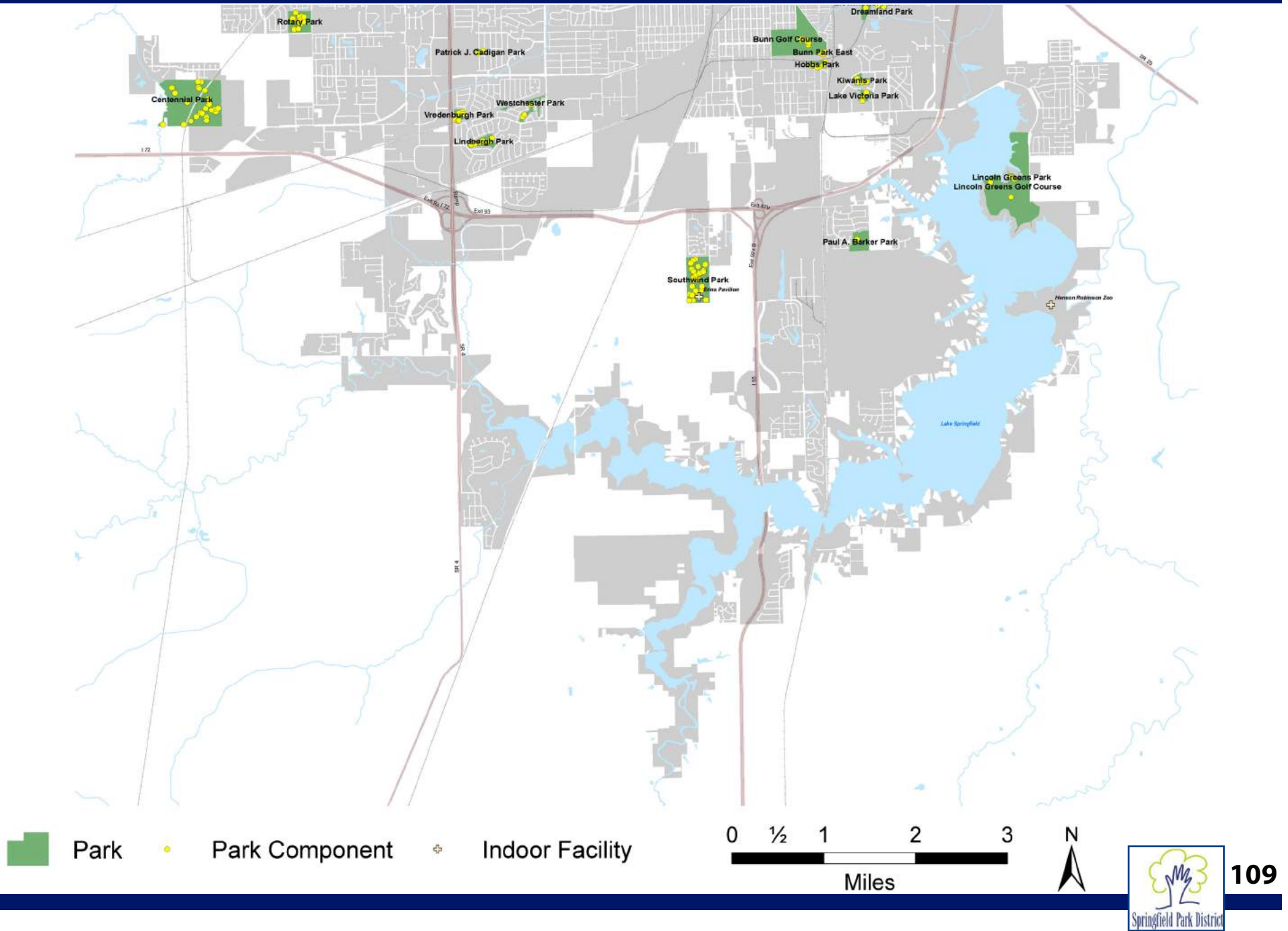
# Springfield Park District



Park
  Park Component
  Indoor Facility



# 2017-2021 Comprehensive Master Plan



# Springfield Park District

## GRASP Methodology

Each location was visited and scored in Fall 2015, with select site follow-up visits in Spring 2016. Site photos documented existing conditions. All park sites and components were scored and geolocated using Geographic Information System (GIS) technology. Data was reviewed by Park District staff for accuracy, and critical scores were confirmed with Park Board members.

Each park or facility location was scored and noted in the inventory. This process includes a record of modifiers and components present on site.

GRASP® Atlas			
Rotary Park			
Map ID: L48		Approximate Park Acreage: 37	
90	Total Neighborhood GRASP® Score	97.2	Total Community GRASP® Score
Modifiers with Scores			
Drinking Fountains	2	Shade	2
Seating	2	Trail Connection	0
BBO Grills	2	Park Access	2
Dog Pick-Up Station	0	Parking	2
Security Lighting	2	Seasonal Plantings	0
Bike Parking	0	Ornamental Plantings	2
Restrooms	2	Picnic Tables	2
<b>Design and Ambiance 3</b>			
General Comments			
Playground far from activity center.			
Components with Score			

MAPID	Component	Quantity	Neighborhood Score	Community Score	Lights	Comments
C266	Loop Walk	1	2	2		
L48	PARCEL	1	2	2		
C199	Ballfield	1	2	2		
C198	Ballfield	1	2	2	Yes	
C197	MP Field, Large	1	2	2		Football.
C196	MP Field, Large	1	2	2		Football.
C195	Tennis	2	2	2		
C194	Concessions with Restroom	1	2	2		Restroom and concession building with covered seating.
C193	Ballfield	1	2	2	Yes	
C192	Batting Cage	1	2	2		
C191	Playground, Local	1	2	2		Gamesites. Fall zone issues.
C190	Shelter	1	2	2		
C188	Basketball	1	1	1		Half court.

## Rotary Park

● Outdoor Recreation Component 
 ■ Location 
 + Indoor Facility 
 ■ Water Body



Modifiers are site amenities that enhance user experience, comfort, and convenience of a site or facility. These include elements such as seating, restrooms, shade, and access. Components refer to types of equipment of infrastructure for recreational use: playgrounds, shade shelters, loop walks, athletic fields, golf courses, and many others. Component scores are added up and amplified by modifiers to determine park score. Total park scores are overlaid to determine a GRASP® Value for any place within the District. The adjacent photos illustrate a site amenity with and without additional components that act as modifiers that determine scoring.

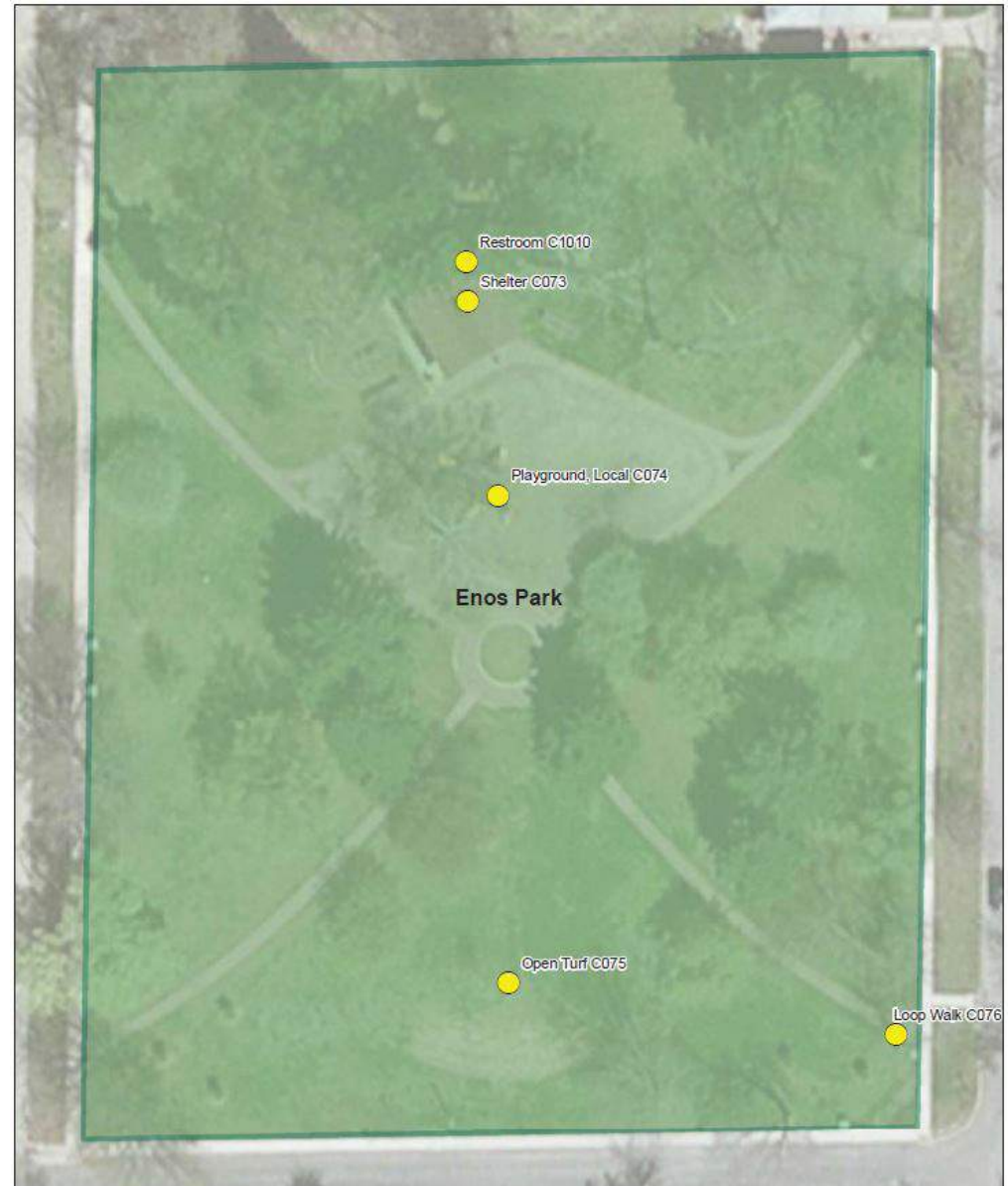
The resulting dataset for the Springfield Park District park and recreation system was then used for various, custom analyses. These include:

- Neighborhood Access to Recreation
- Walkable Access to Recreation
- Community Access to Recreation
- Access to Playgrounds
- Access to Ballfields
- Access to Tennis
- Access to Horseshoes
- Access to Indoor Facilities
- Access to Trails



## Springfield Park District

A variation on the heat map is the “threshold map” which displays the same data based on a minimum standard, or threshold value. This perspective is intended to identify gap areas, parts of the city with opportunities for improvement as compared to other areas that already meet the target standard. A typical neighborhood park, such as Enos Park, was used to define this minimum standard threshold. This includes playground, shelter, picnic tables, open turf and paths & walks





# Springfield Park District

Not all analyses utilize the composite GRASP® value methodology described. Some simply examine service proximity, quantity of assets, or general distribution by comparison. This is an intended benefit in the GRASP® data collection process, the flexibility to meet the specific needs of Springfield Park District with varied, customized types of analysis.

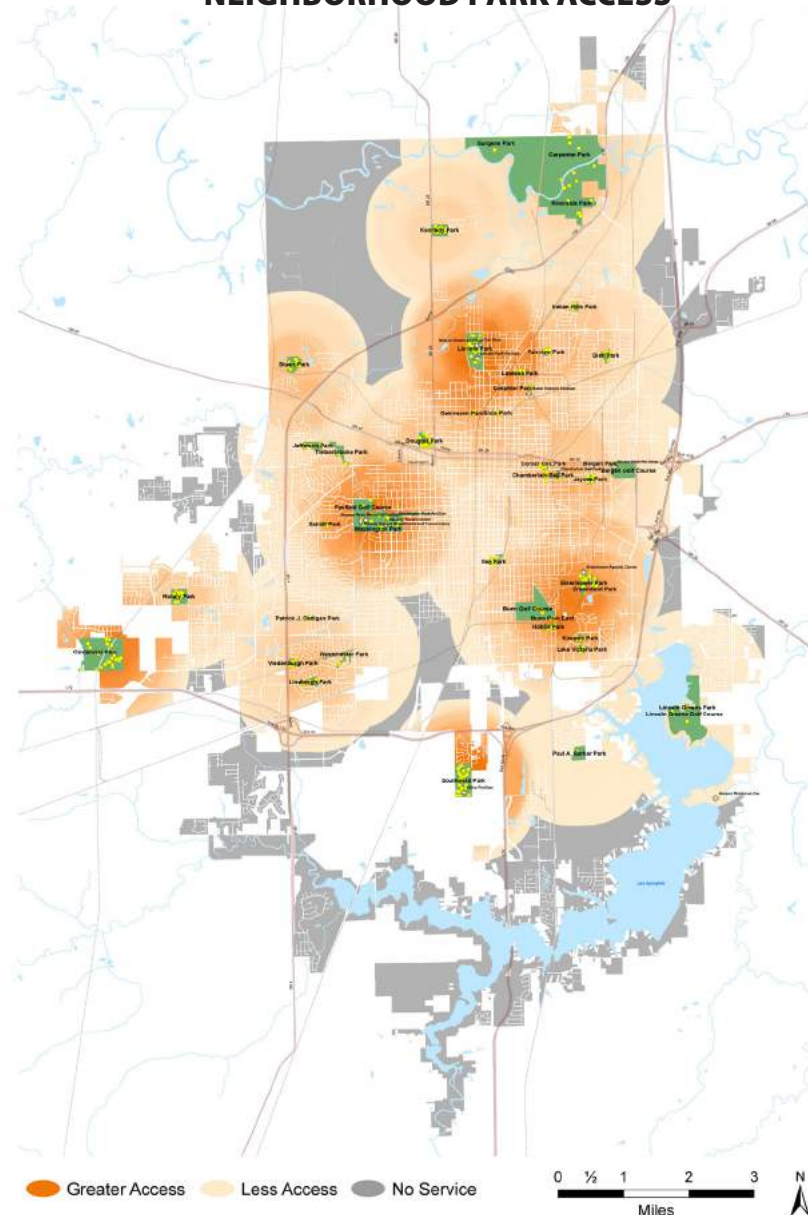
## Neighborhood Access

The Neighborhood Access analysis uses a one mile primary service area, intended to capture access to recreation for users traveling from home or elsewhere to a park by way of automobile or bicycle.

The map to the right shows the concentration of neighborhood access in the District. The darkest orange illustrates the highest density of neighborhood access within the community. The 3 areas with the highest access is concentrated around:

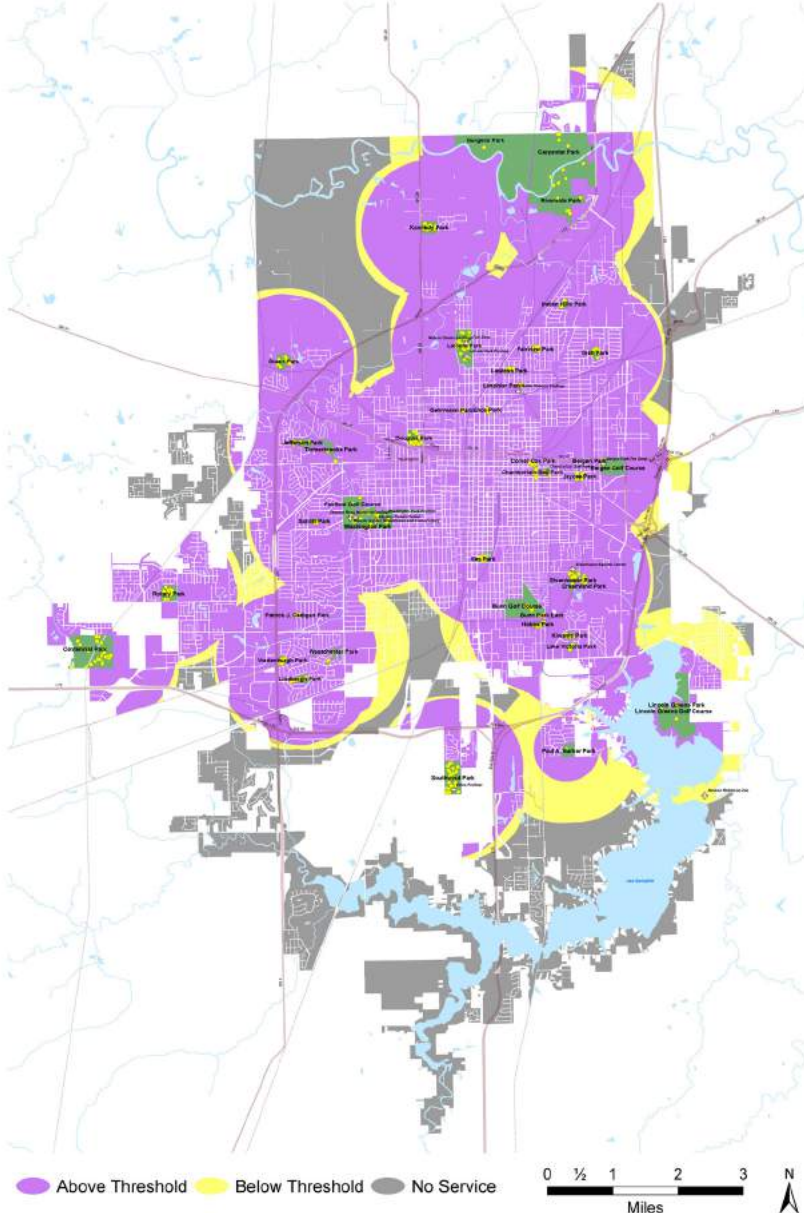
- Lincoln Park
- Washington Park
- Eisenhower, Dreamland, Bunn Park & Golf Course

## NEIGHBORHOOD PARK ACCESS

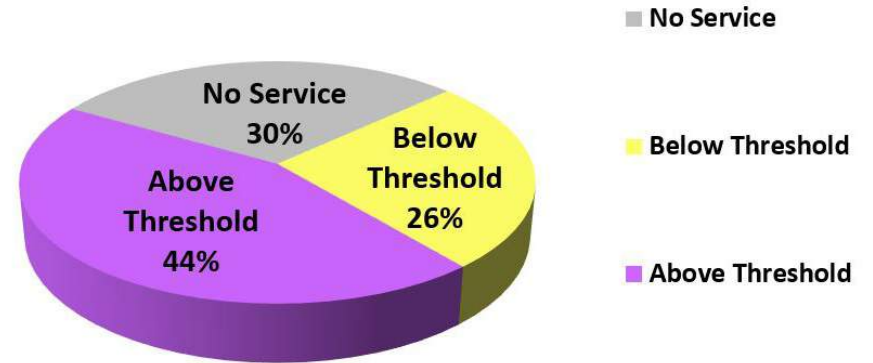




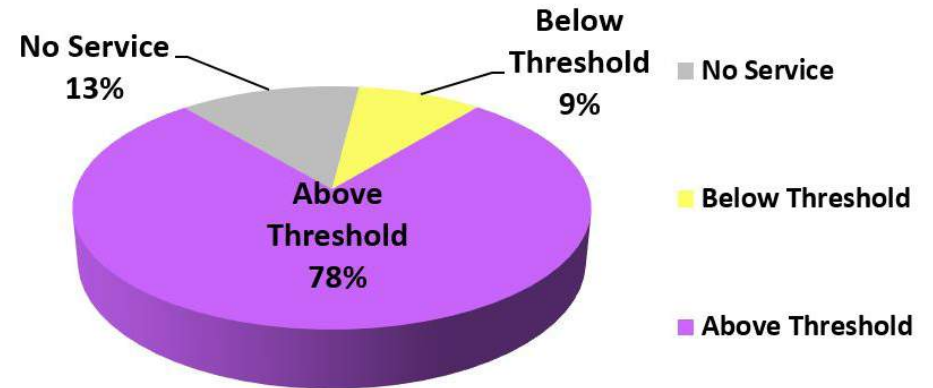
## NEIGHBORHOOD PARK THRESHOLD



## Neighborhood Access



## Neighborhood Access By Population



# Springfield Park District

## Walkable Access

Walkability is a measure of how user-friendly an area is to people traveling on foot. A walkable environment benefits a community in many ways related to public health, social equity, and the local economy. Many factors influence walkability including: the presence or absence and quality of footpaths, sidewalks or other pedestrian rights-of-way, traffic and road conditions, land use patterns, and public safety. Walkability is an important factor in provision of recreation as one of every three Americans is unable to drive a vehicle due to youth, advanced age, or disability.

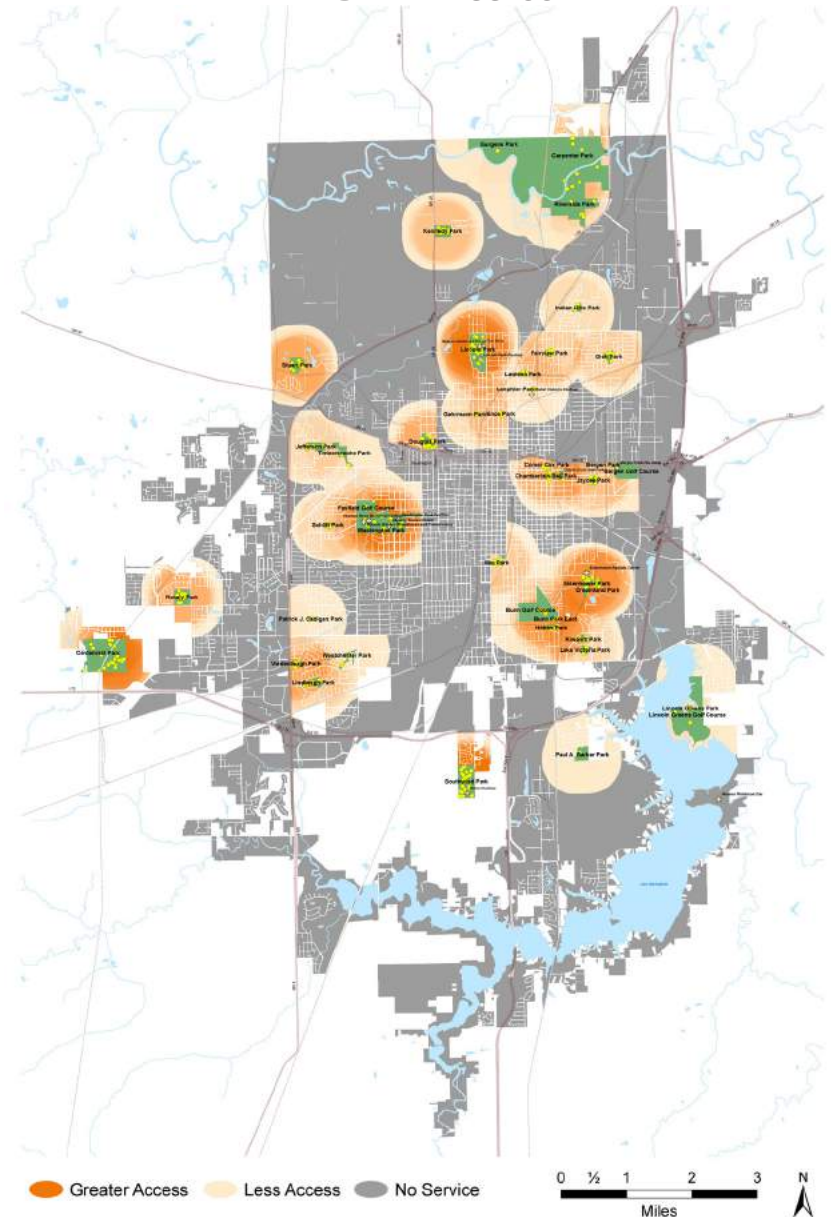
The Walkable Access GRASP® model represents access to parks and recreation by walking or other active transportation. One-half mile service areas were used for this analysis, a distance that equates to a fifteen minute walk. This walkability analysis also accounts for barriers to non-motorized travel, such as major roads, creating distinct service areas defined by these obstacles.

This analysis shows limited walkability within Springfield Park District, although with areas of concentrated service similar to those that emerged in the Neighborhood Access analysis. Barriers clearly impact walkability. Many walkable access gaps exist in residential neighborhoods.

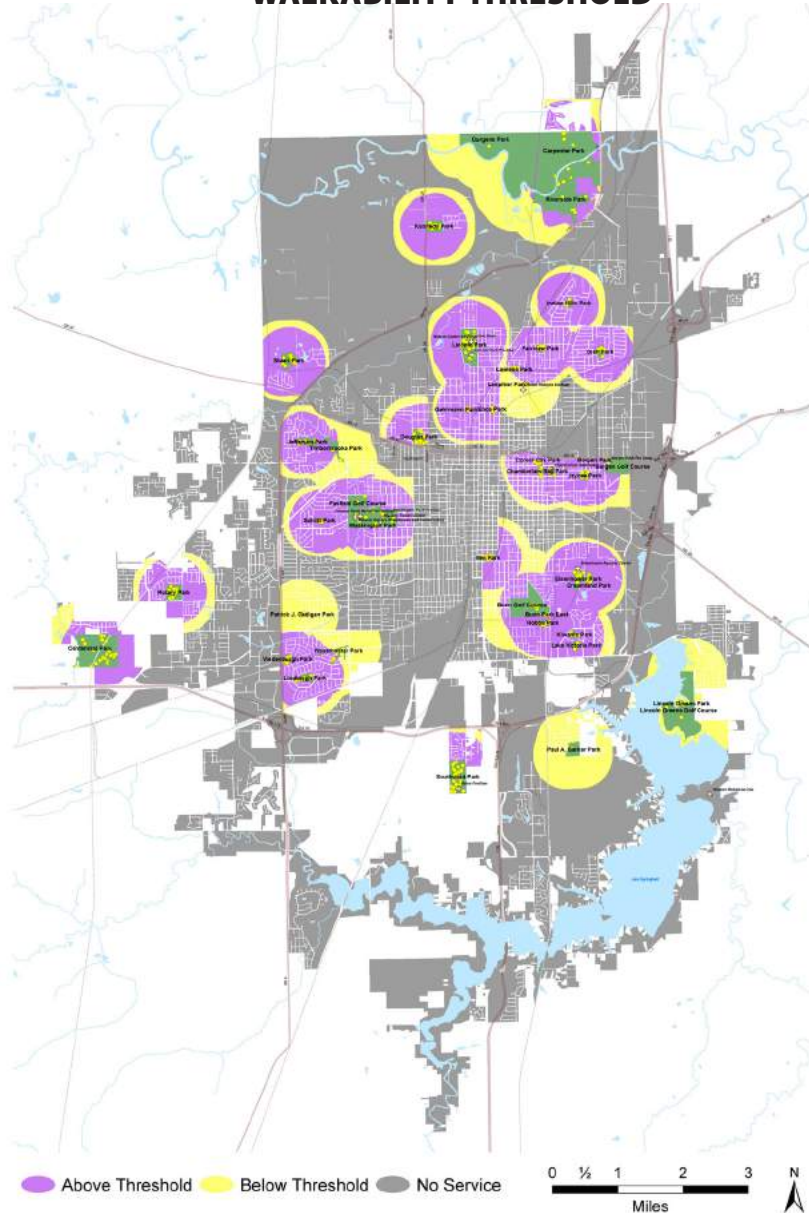
In general the District has rather limited walkability. Only 33% of the District has ½ mile walkable coverage.

Again, an examination of the actual population shows a somewhat different picture. Nearly half of District population (46%) has walkable access to parks and recreation opportunities.

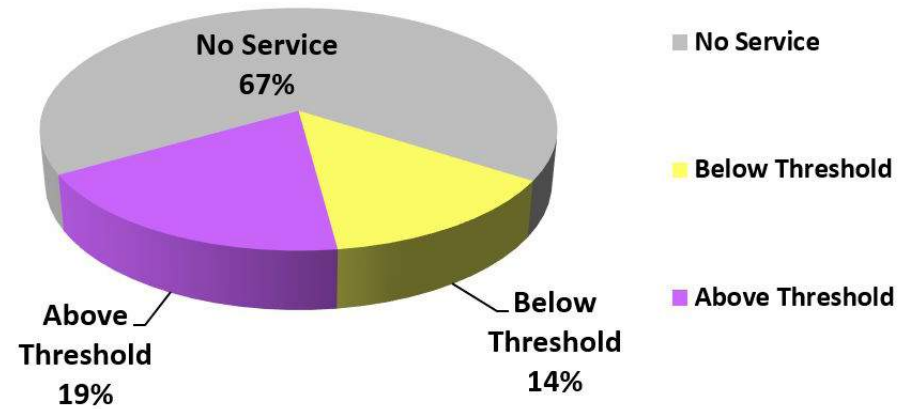
## WALKABILITY ACCESS



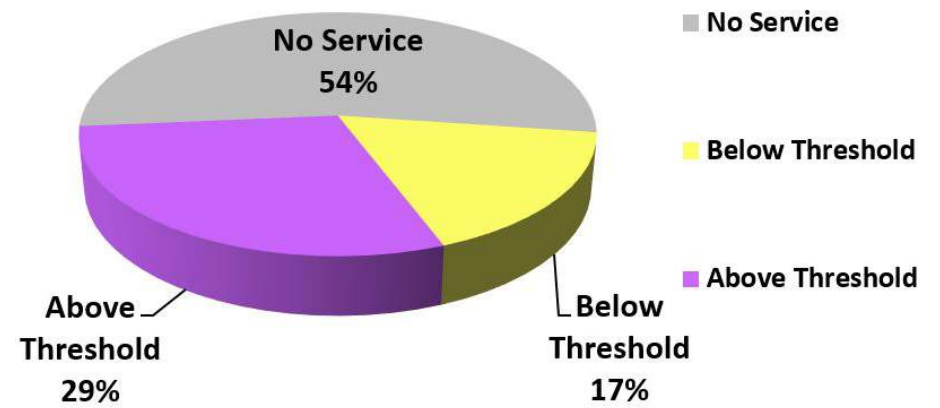
## WALKABILITY THRESHOLD



## Walkable Access



## Walkable Access By Population



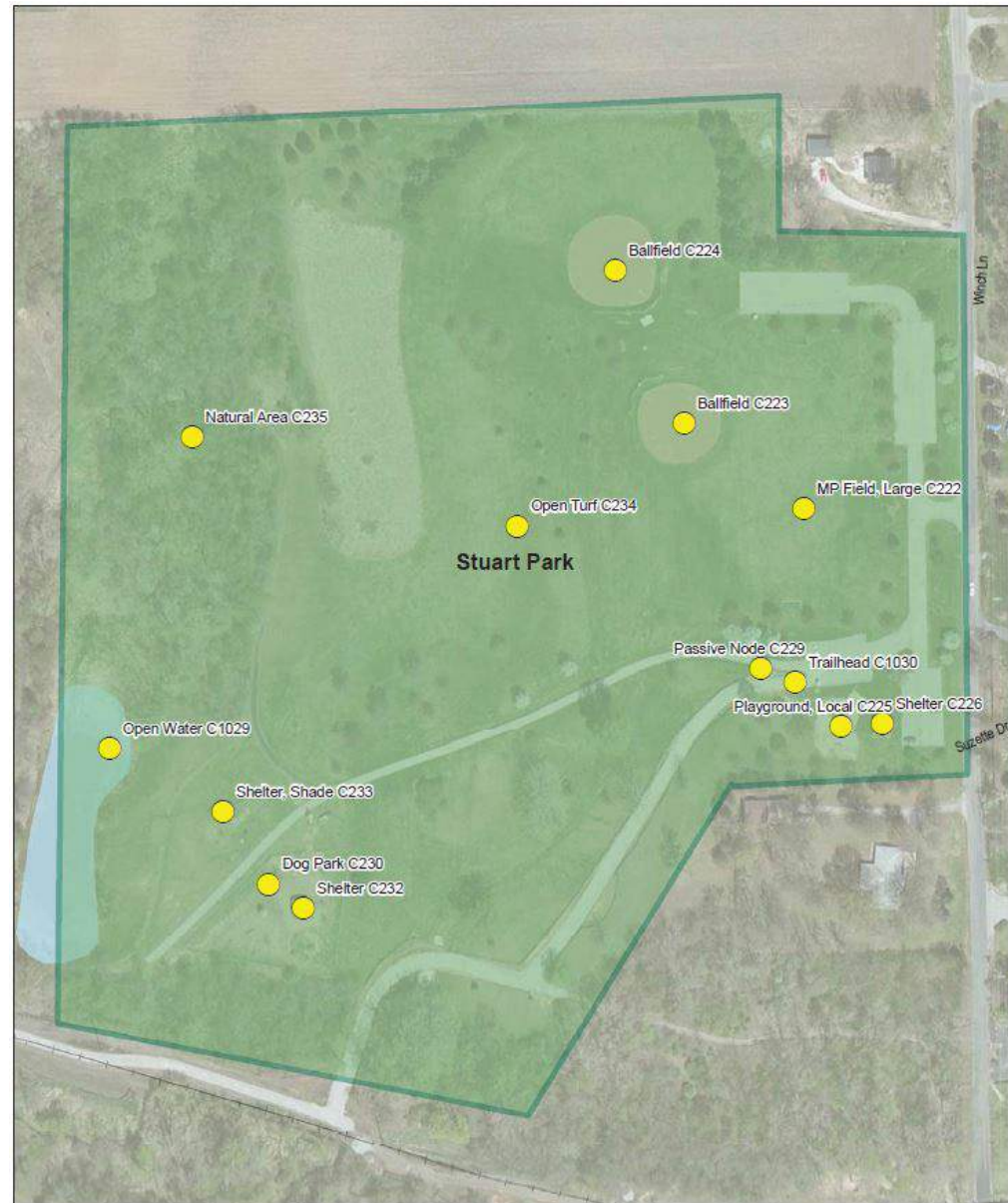
# Springfield Park District

It should be noted that walkability may in fact be more limited as railroads and waterways not included as barriers in the analysis. Other organizations such as city, school and private providers of parks & open space have not been included in this analysis.

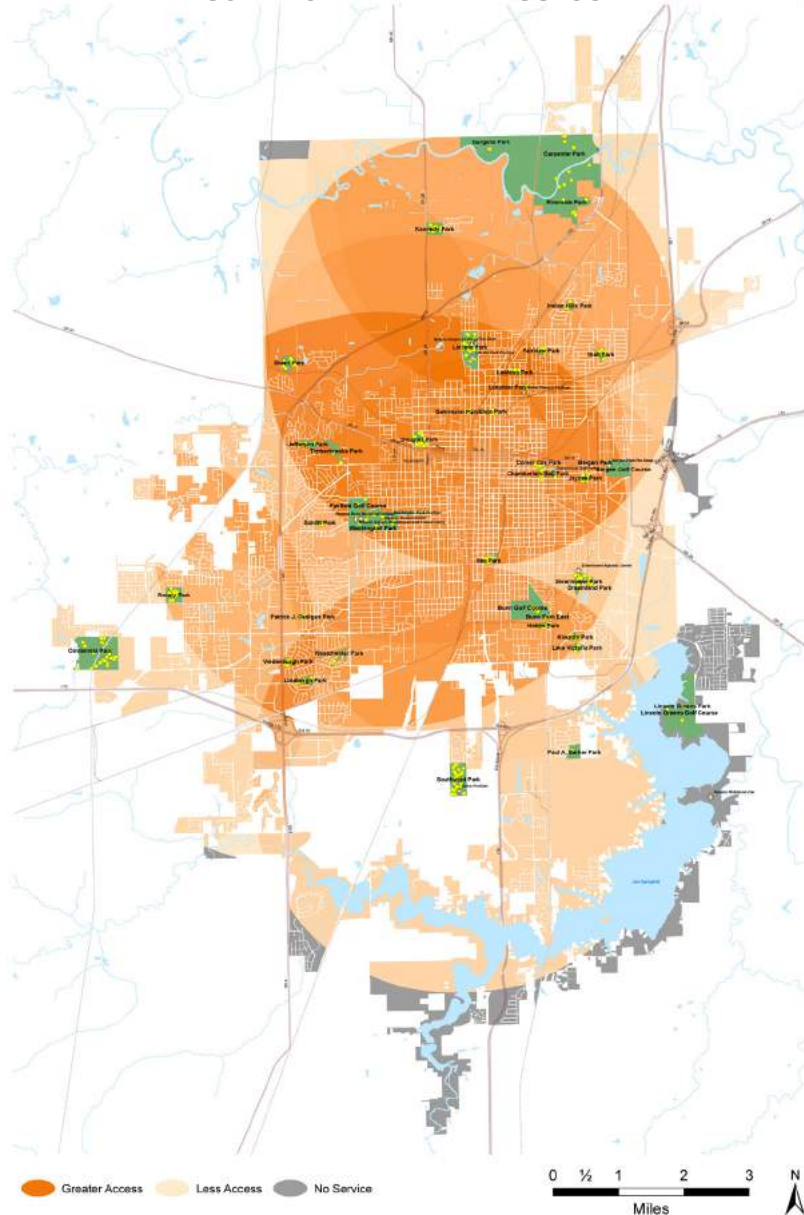
It is also important to recognize that 25% of Springfield Park District locations are community parks, with the remainder being neighborhood parks. The District does not own or maintain any pocket parks, typically developed to provide walkable service to residents. Opportunities may exist to partner with other agencies to improve walkable access within the District.

## Community Park Access

A typical community park, such as Stuart Park, was used to define the threshold for this analysis. This includes 13 unique components, and a greater variety than found in most neighborhood parks, such as athletic fields, dog park, natural areas and open water.



## COMMUNITY PARK ACCESS



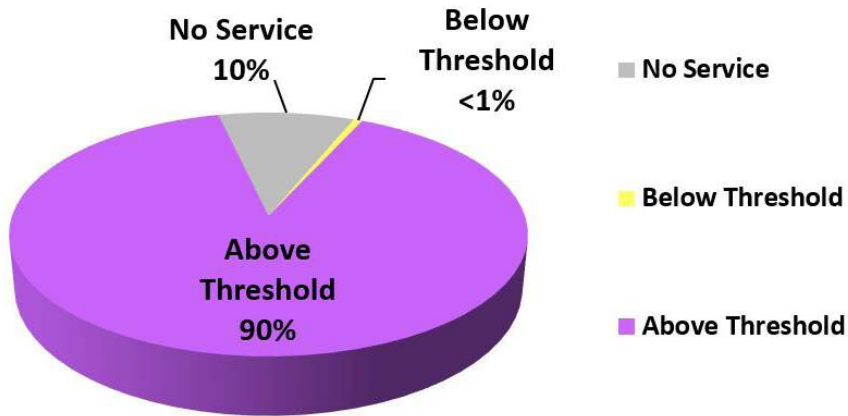
The Community Access analysis is based on a 3 mile service area and includes only District Community Parks, shows excellent coverage as illustrated in the map to the left.

With a comparable value used to display areas that are above and below the threshold, nearly all areas with service exceed this minimum standard. Only one major developed part of District is shown with no community park access, along with several smaller areas on the periphery Southeast of Lake Springfield. The Community Access gap areas are in less densely populated parts of the District.

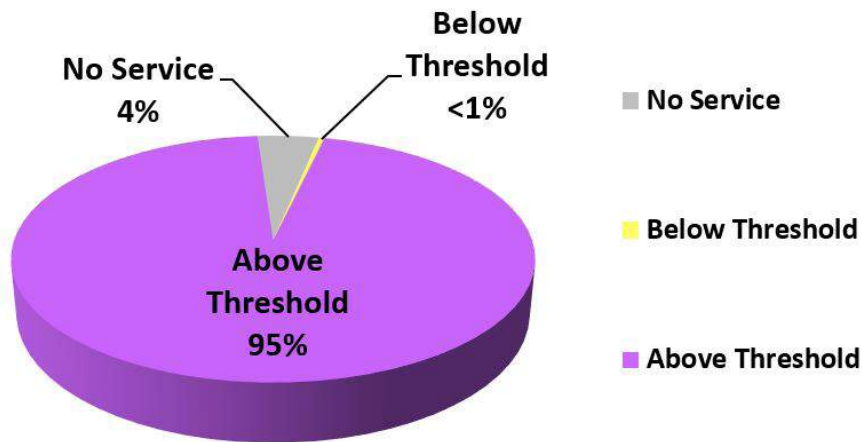
The darkest orange illustrates the highest density of community access within the District. Nearly all areas of District with access to a Community Park meet the minimum standard threshold set by Stuart Park, with 90% of the District covered for Community Park Access. Further examination based on population shows even better service, with 95% of the District population served by a Community Park.

# Springfield Park District

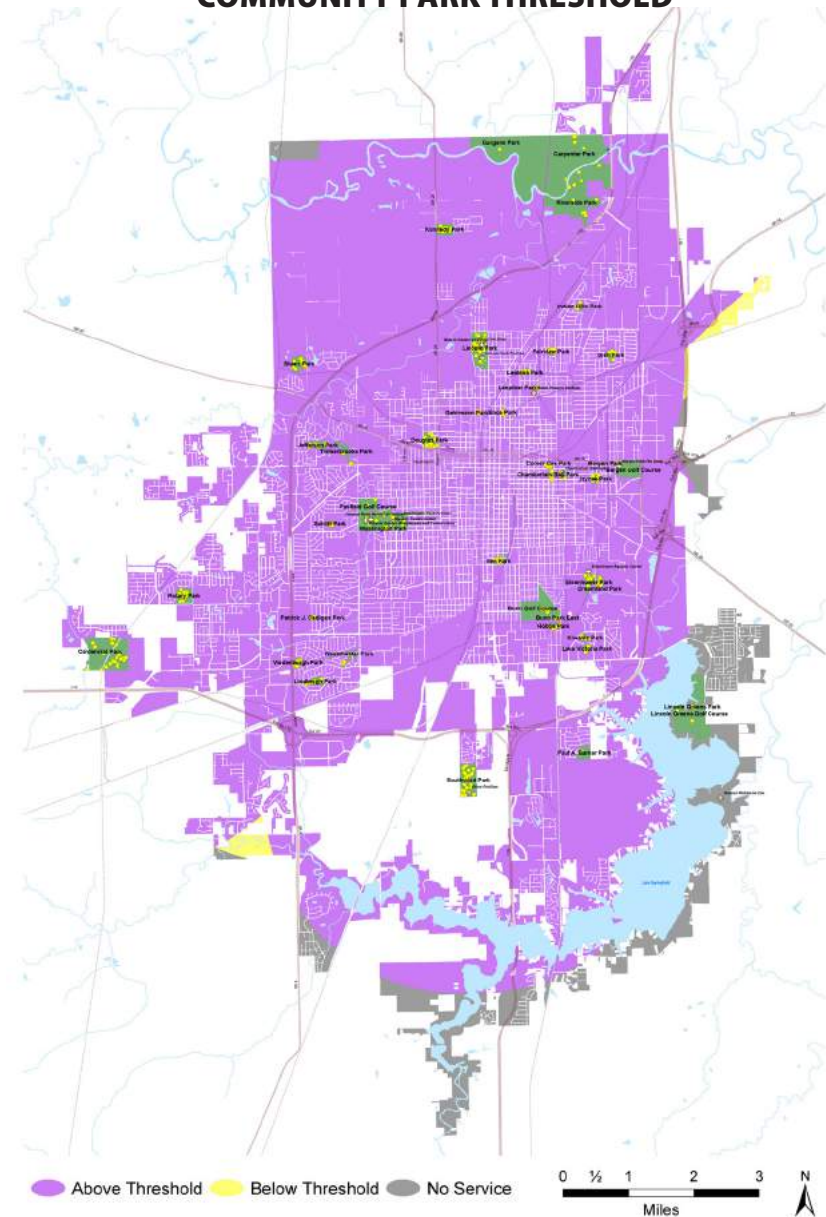
## Community Access



## Community Access By Population



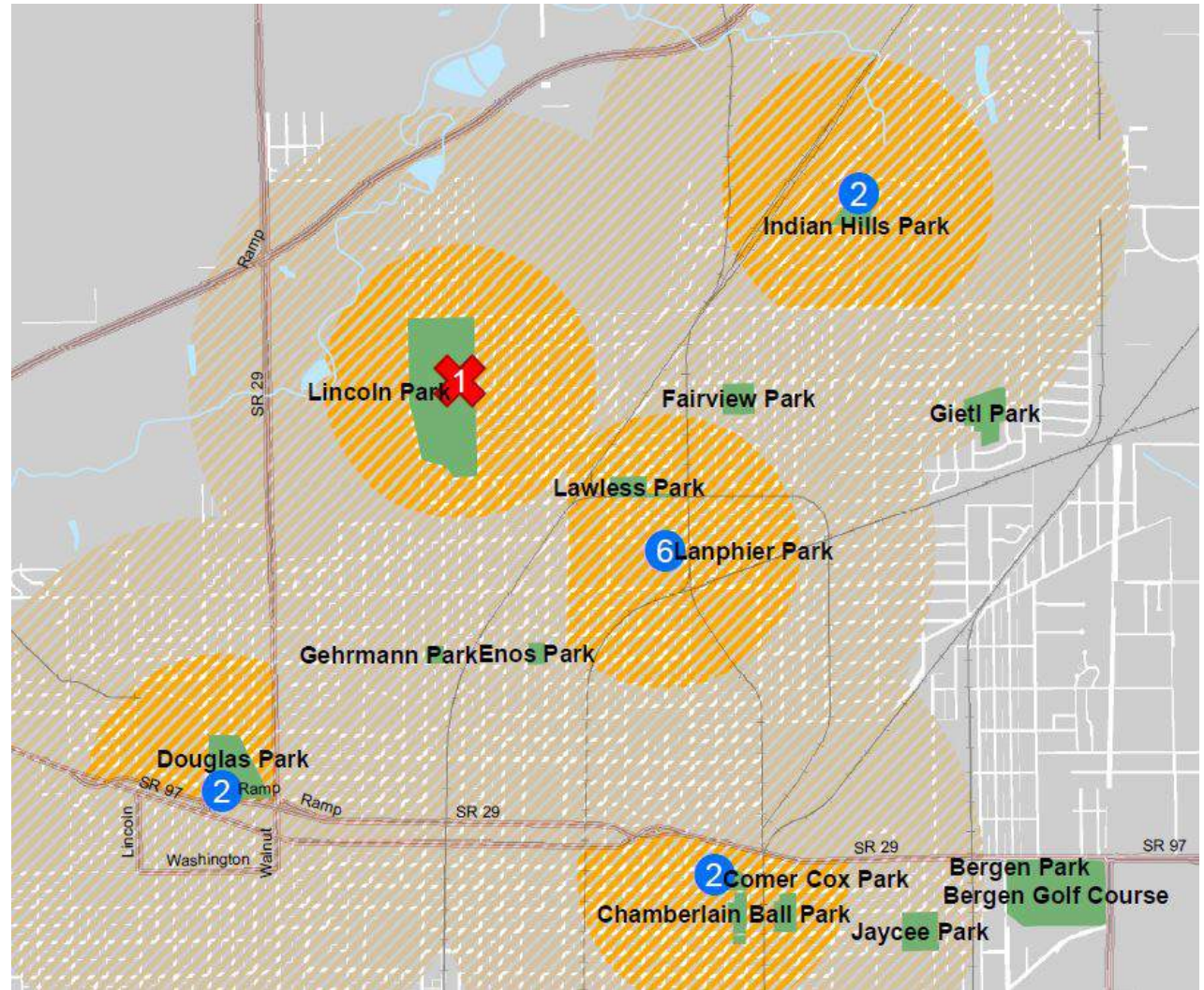
## COMMUNITY PARK THRESHOLD



## Park Elements Analysis

Additional analyses examined several important park elements specifically for service proximity, quantity of assets, and general distribution. This can be informative in identifying redundant assets, low-functioning assets, and gap areas. The component types selected for these analyses were playground, ballfields, tennis courts and horseshoes courts.

Each analysis displays all locations of a specific component type in the District. For components with multiple quantities, such as tennis courts and horseshoe pits, the actual number of each on site is also shown. The symbol associated with each component type illustrates the modifier score of 1 (below expectations), 2 (meets expectations) or 3 (exceeds expectations). A distance of one mile and 1/2 mile is displayed originating from each component location. All 1/2 mile service areas are shown to account for barriers as well.



# Springfield Park District

## Access to Playgrounds

Opportunities exist to remove aging and redundant playgrounds at parks like Comer Cox, North Hobbs, and Lincoln Park. Playground replacement priorities might include Bergen, Lincoln, Stuart, Jefferson, Douglas, Gietl, Kennedy and Westchester Parks based on playground distribution.

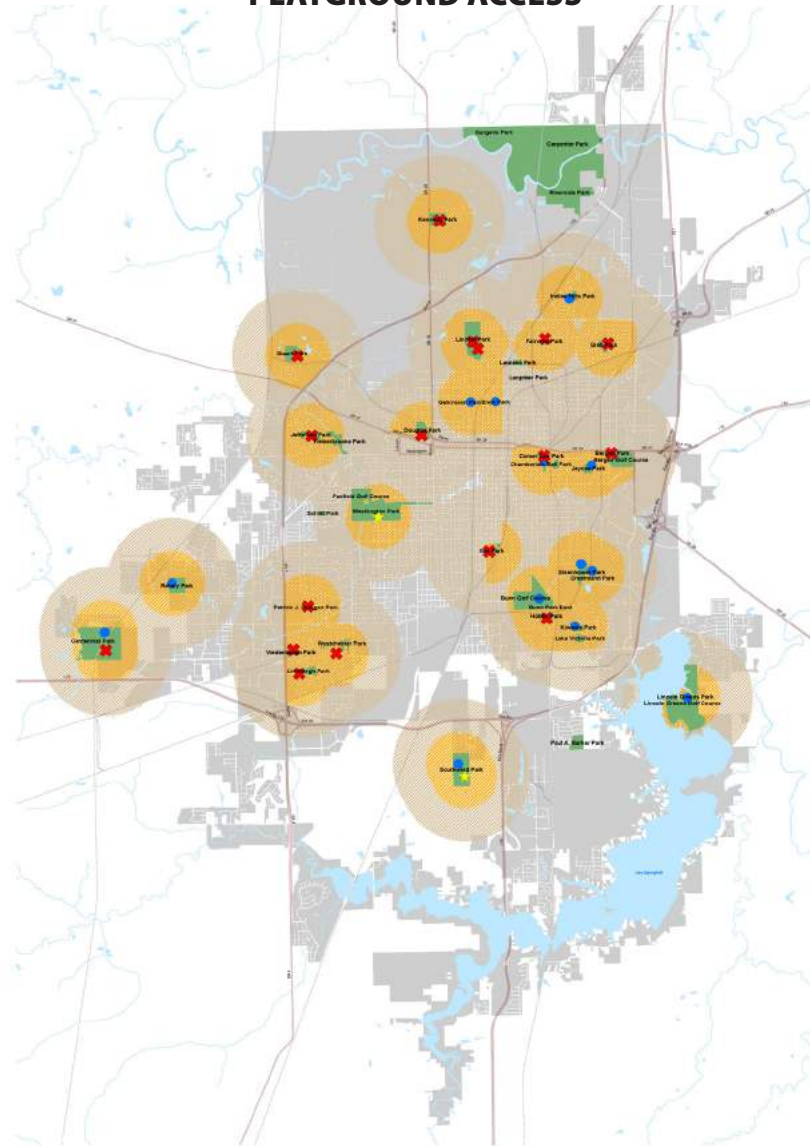
## Access to Ballfields

Opportunities may exist to remove redundant ballfields at Jaycee Park and either Bunn Park East or Hobbs Park. Robin Roberts is a stadium-based ballfield that is in need of renovation and improvements. Lawless ballfields may be an option for removal due to concentration of ballfields in parks nearby.

## Access to Tennis

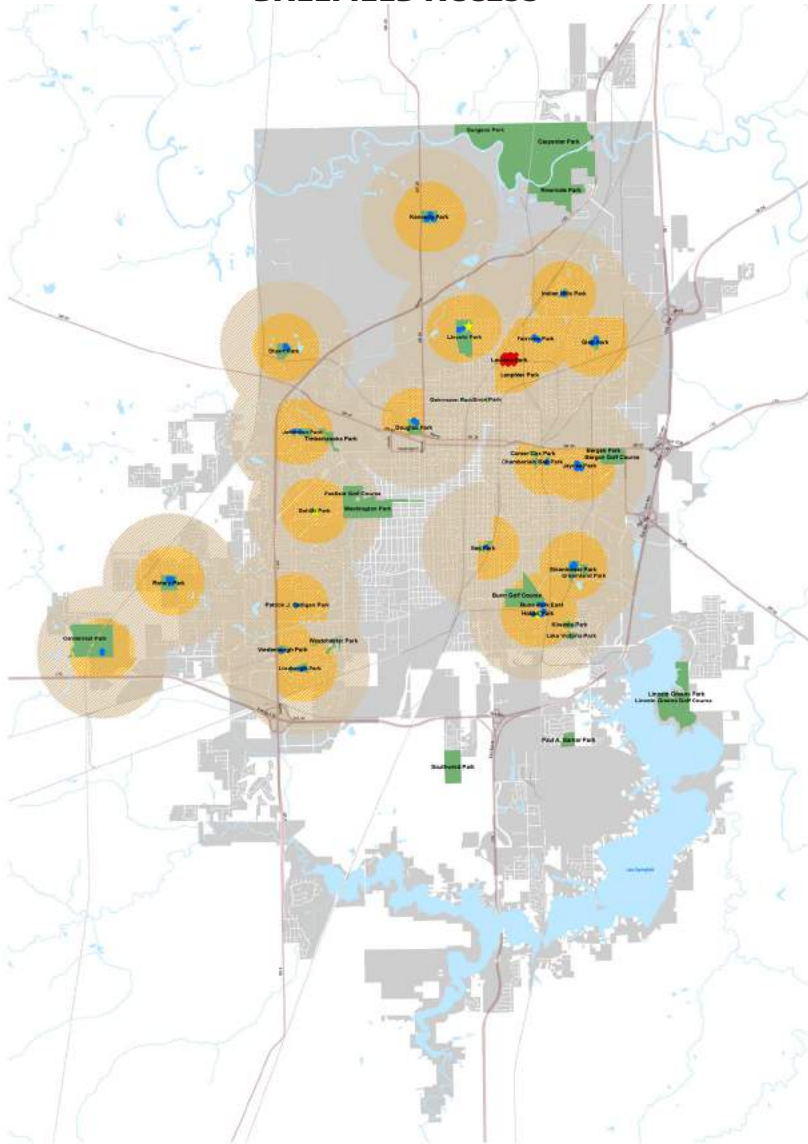
Under-performing tennis court at Lincoln Park may be an option for removal as 6 tennis courts exist at Lanphier Park one mile away. One or more of the Lanphier courts may be redundant depending on intensity of use as several courts exist in other parks less than two miles away.

## PLAYGROUND ACCESS

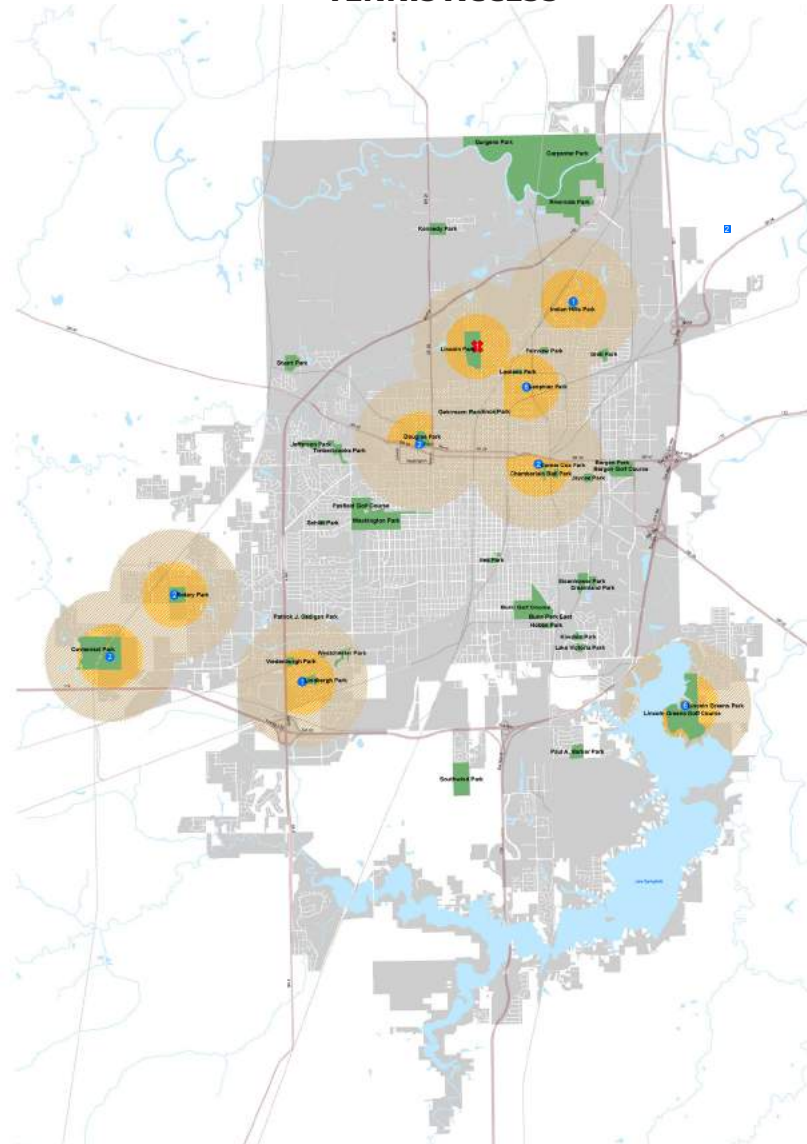




## BALLFIELD ACCESS



## TENNIS ACCESS



# Springfield Park District

## Access to Horseshoes

Opportunity may exist to remove redundant horseshoe pits at Fairview Park, Douglas Park, Iles Park and other unused courts as 21 courts exist at Lincoln Park.

## Access to Indoor Facilities

A 3 mile proximity analysis of Indoor Facilities in the District shows well distributed coverage. Some gaps in coverage exist within developed areas, primarily in westernmost part of the District.

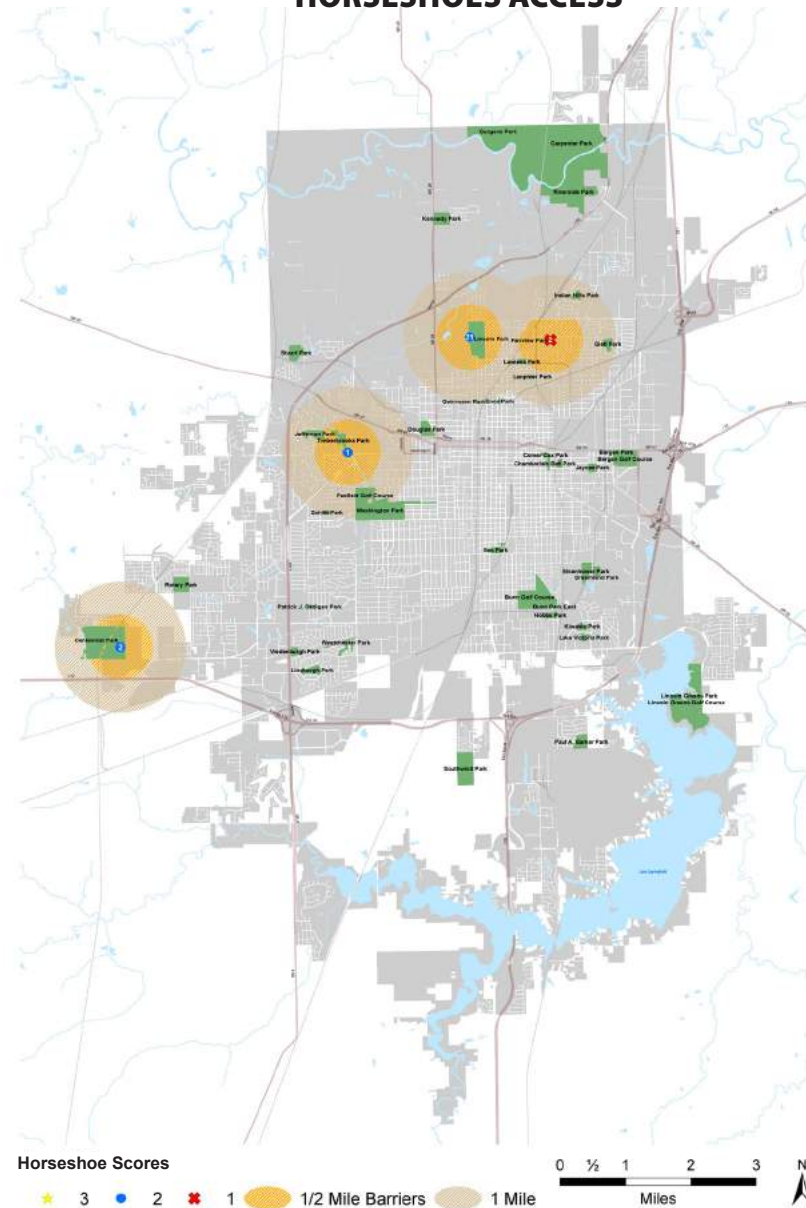
## Access to Trails

Using a 1/2 mile service area, and examination of District trails shows the following:

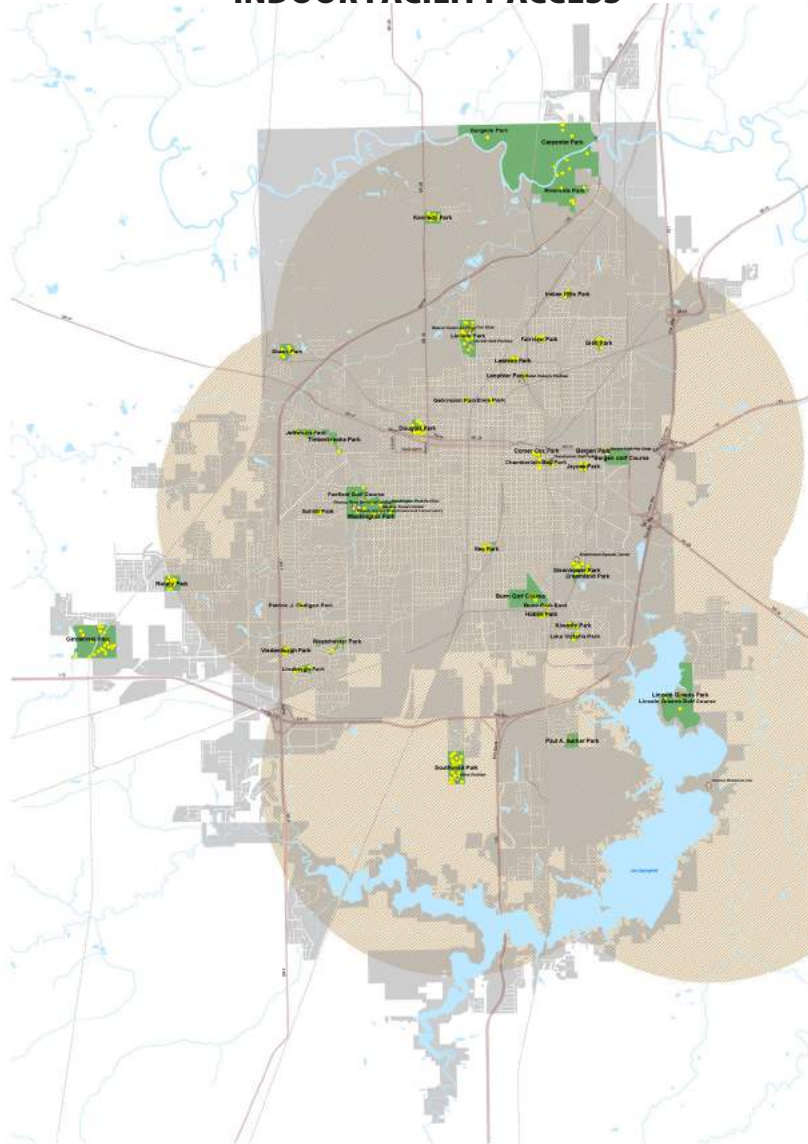
-12 Parks within 1/2 mile of major trails (28% of District parks)

-94 Components within 1/2 mile of major trails (31% of District components)

## HORSESHOES ACCESS



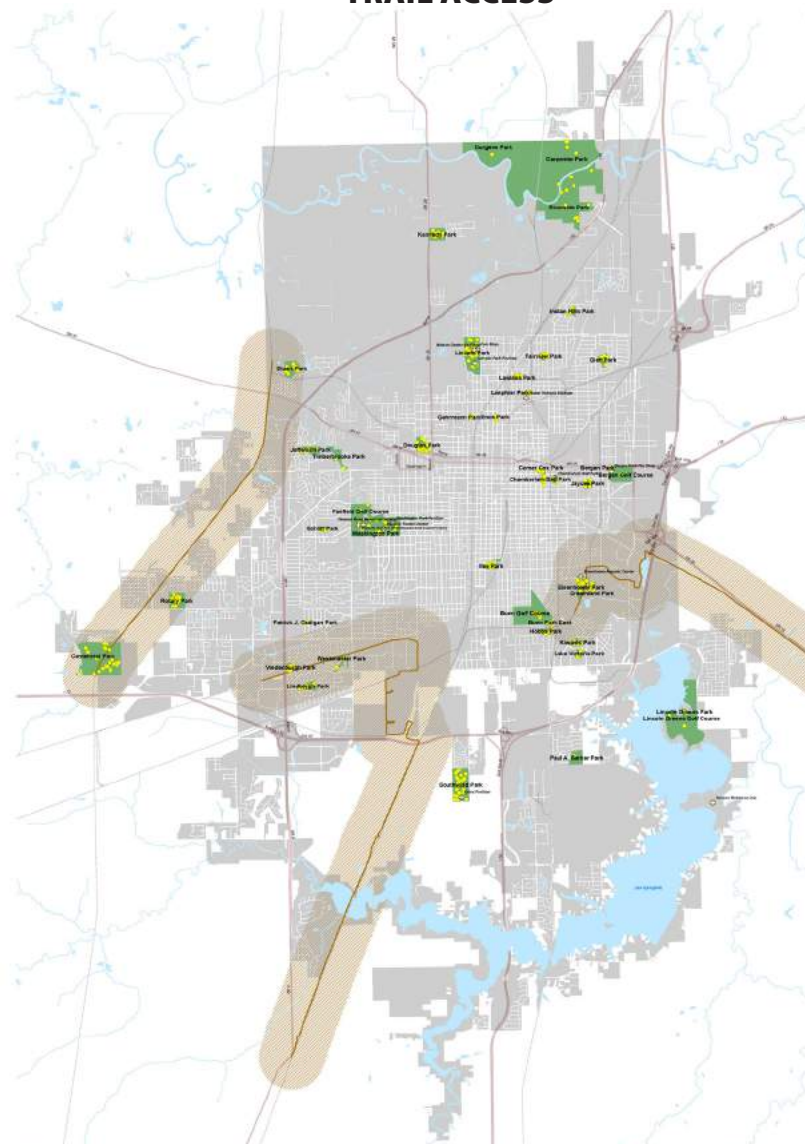
## INDOOR FACILITY ACCESS



Access to Indoor Facilities



## TRAIL ACCESS



Access to Trails



# Springfield Park District

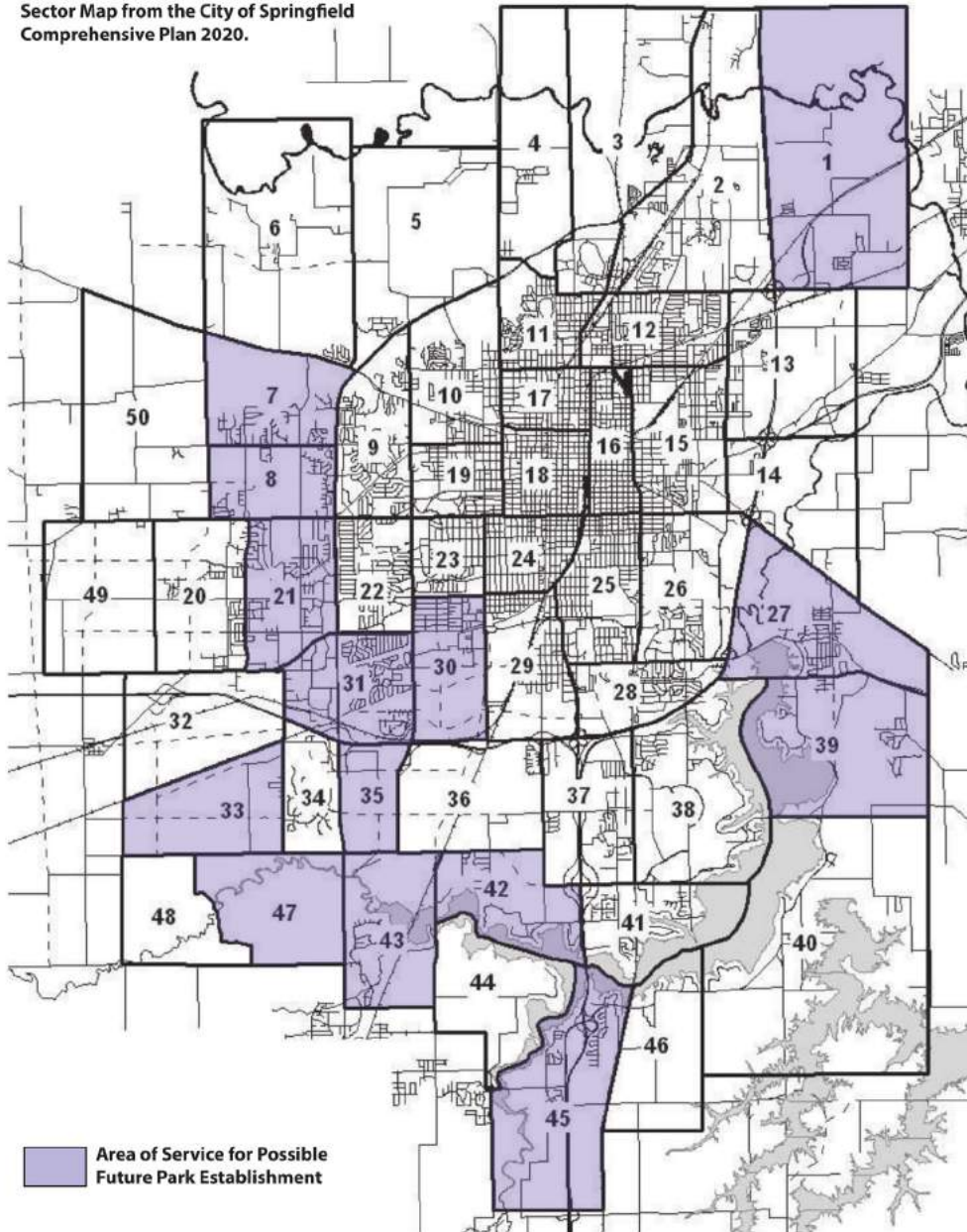
## STATE & LOCAL LEVEL OF SERVICE ANALYSIS

The previous approach to generic National Standards in the development of level of service uses an outdated philosophy and has prompted the development of custom GRASP type standards for agencies' that understand that large variances in local needs are the most important measure of service to the community. However, there are still older benchmarks that are used that provide useful in the development of standards. For example, The National Recreation and Park Association (NRPA) target of 10 acres of park land per 1,000 residents still provides a reasonable value for agency comparison. The statewide average for community outdoor recreation lands is 11.33 acres per 1,000 population. The District currently provides 19 acres of park land per 1,000 residents. The Master Plan sets the standard at 15 acre per 1,000 residents which exceeds the statewide average putting the District in a surplus position. The District can evaluate current land holdings to remove excess or non essential inventory from its park system. In the short-term, without future growth, the District does not need to acquire any additional park parcels.

The District's facilities were compared against the Illinois Statewide Average and the results are shown in the table below. The top participation activities identified in the 2015-2019 Illinois Statewide Comprehensive Outdoor Recreation Plan were walking (81%), picnicking (47%), nature watching (43%), playground use (40%), biking (38%) and outdoor swimming (36%).

<b>Springfield Outdoor Recreation Facilities Comparison</b>			
(Average Number of Facilities Per Person)			
<b>Facility</b>	<b>Statewide Average</b>	<b>Springfield Park District</b>	<b>Comparison</b>
Aquatics (Pools)	1 per 34,000	1 per 43,700	Under 1
Dog Park	1 per 84,000	1 per 131,000	Under 1
Basketball Court	1 per 7,500	1 per 14,600	Under 9
Baseball/Softball Field	1 per 5,750	1 per 2,400	Over 31
Bocce Ball Court	1 per 107,000	1 per 65,500	Same
Football Field	1 per 25,000	1 per 21,800	Same
Frisbee Golf Course	1 per 110,000	1 per 65,500	Same
Pickleball Court	1 per 90,000	1 per 16,400	Over 6
Playground	1 per 3,000	1 per 4,200	Under 13
Skate Park	1 per 70,000	1 per 131,000	Under 1
Soccer Field	1 per 6,400	1 per 13,100	Under 11
Splash Pad	1 per 40,000	1 per 43,700	Under 1
Tennis Court	1 per 6,000	1 per 3,500	Over 16
18-Hole Golf Course	1 per 123,000	1 per 65,500	Same
9-Hole Golf Course	1 per 192,000	1 per 65,500	Over 1

Sector Map from the City of Springfield  
Comprehensive Plan 2020.



The City of Springfield's 2020 plan was reviewed for the need to acquire future park parcels in the sectors of the future land planning initiative for the City. There were several sectors that would be in need of future park space to meet future residential growth. The sectors are identified in the adjacent map.

# Springfield Park District

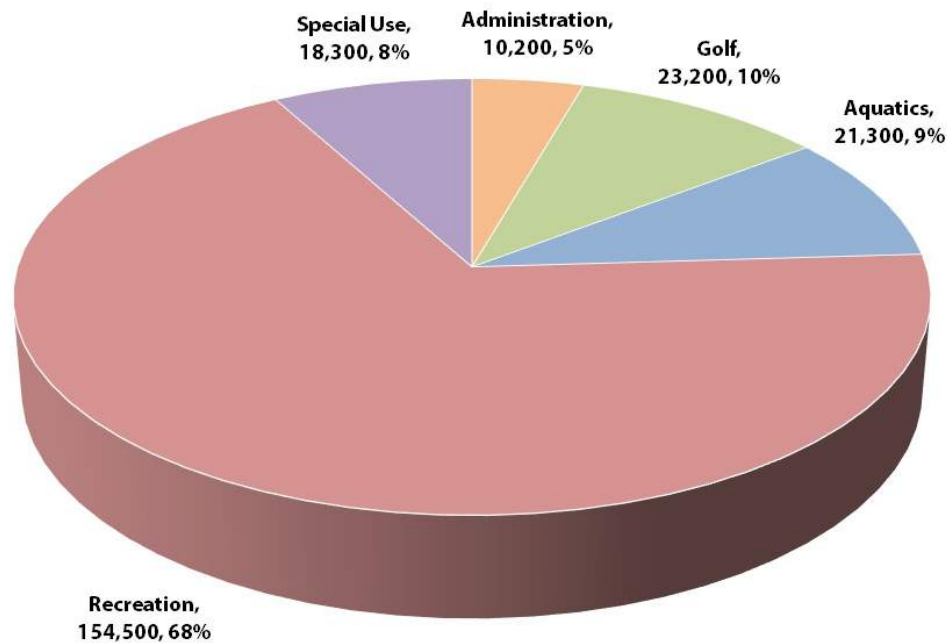


Springfield Park District Inventory		Aquatics	Dog Park	Basketball Court	Baseball Field	Bocce Ball Court	Football Field	Frisbee Golf Course	Pickleball Court	Playground	Skate Park	Soccer Field	Splash Pad	Tennis Court	18-Hole Golf Course	9-Hole Golf Course
Parks	Facility															
Bergen										1						1
Bunn East					2											
Bunn West										1						
Bunn Golf Course															1	
Carpenter																
Centennial					2	2	2			1	1	2		2		
Chamberlain					1											
Comer Cox					4					2			1	2		
Douglas					2			1		1				2		
Dreamland										1						
Eisenhower					3					1						
Eisenhower Pool		1														
Enos										1						
Fairview					3					1						
Gehrmann										1						
Giedt		1			3		1			1		1				
Gurgens																
Henson Robinson Zoo																
Hobbs					4					1						
Iles					1				8	1						
Indian Hills										1				2		
Jaycee					1	3				1						
Jefferson						2				1						
Kennedy					3		1			1		1				
Kiwanis										1		3				
Lake Victoria																
Lanphier				2											6	
Lawless					4											
Lincoln					6			1		2		1	1	3		
Lincoln Greens										1				6		
Lincoln Greens Golf Course															1	
Lindbergh					2					1		1		1		
Nelson Center		1														
Pasfield Golf Course																1
Patrick J. Cadigan						1				1						
Paul A. Barker																
Riverside					4											
Rotary					1	3	2			1				2		
Schlitt						2										
Southwind										2			1			
Stuart			1			2				1		1				
Timberbrooke																
Vredenburgh					1	1				1						
Washington										1				12		
Westchester										1						
<b>Parks &amp; Facilities Total</b>		<b>3</b>	<b>1</b>	<b>9</b>	<b>54</b>	<b>2</b>	<b>6</b>	<b>2</b>	<b>8</b>	<b>31</b>	<b>1</b>	<b>10</b>	<b>3</b>	<b>38</b>	<b>2</b>	<b>2</b>

## INDOOR FACILITIES

The District has a variety of indoor recreational opportunities with approximately 225,000 square feet of indoor space. This equates out to roughly 1.65 square feet per person. A typical square feet per person based on developing research on this topic is around 3 square feet per person in Illinois. The difference in the case of the Springfield Park District is the lack of a community sized multi-use recreation center. The chart below illustrates the overall indoor square footage of the District, broken down into types of usage. The indoor facility matrix shown on the following page reflects the current inventory of the District's indoor square footage, uses and amenities.

### Indoor Facilities by Type (Square Feet)



# Springfield Park District

Facilities Overview Matrix	Total Square Footage	Aquatics/Pool	Art Room	Auditorium	Banquet/Community	Classroom	Concessions	Dance	Fitness Room	Gymnasium	Ice Rink	Indoor Activity Courts	Kitchen	Locker Rooms	Mechanical	Multipurpose	Office	Other	Indoor Play Space	Reception Desk	Restrooms	Stables	Storage	Teen Room
<b>Facility</b>																								
Bunn Golf Course Administrative Office	5,000												X		X	X	X			X	X			X
Lanphier Park Office Building	5,200														X		X				X			X
<b>Administration Total</b>	<b>10,200</b>																							
Bergen Golf Course Pro Shop	5,000						X									X	X				X			
Bunn Golf Course Clubhouse	6,000						X									X	X				X			
Lincoln Greens Clubhouse	8,800				X		X									X	X				X			
Pasfield Golf Course Pro Shop	3,400						X									X	X				X			
<b>Golf Total</b>	<b>23,200</b>																							
Henson Robinson Zoo	13,600					X	X											X		X	X	X	X	
Thomas Rees Memorial Carillon	1,600																	X						
Washington Park Botanical Gardens	3,100				X	X	X						X		X	X	X			X	X			
<b>Special Use Total</b>	<b>18,300</b>																							
Eisenhower Pool	18,800	X					X							X	X		X				X			X
Veterans Memorial Pool	2,500	X					X							X	X						X			X
<b>Aquatics Total</b>	<b>21,300</b>																							
Chamberlain Ballfield	3,100						X														X			X
Erin's Pavilion	15,000				X	X									X	X	X			X	X			X
Lincoln Park Funshop	5,300					X									X	X	X		X	X				X
Lincoln Park Nelson Center	109,600	X					X				X			X	X	X	X				X			X
Lincoln Park Pavilion	5,400					X									X		X				X			X
Robin Roberts Stadium	4,500						X							X	X		X				X			X
Velasco Tennis Center	2,600						X										X				X			X
Washington Park Pavilion	9,000					X									X		X				X			X
<b>Recreation Total</b>	<b>154,500</b>																							



## FACILITY INVENTORY OBSERVATION

In order to keep District information up-to-date and to always be prepared, it is wise to have all facility information readily available including drawings of major building components. This information could help during future maintenance, renovations or expansions.

No significant observations have been made for the following:

- Erin's Pavilion
- Chamberlain Ballpark
- Lincoln Park Pavilion
- Robin Roberts Stadium
- Washington Park Pavilion
- Henson Robinson Zoo
- Velasco Tennis Center
- Washington Park Carillon
- Washington Park Botanical Gardens

## Bunn Administration Center

The overall efficiency of the space is lacking which may be the cause of poor layout and storage. There is an opportunity for utilization and programming of the lower level, although this would require analysis to determine reasons and solutions for water infiltration. Thermal comfort concerns should be addressed in order to minimize unnecessary costs of either poor insulation or equipment performance. Overall the facility should be updated in order to provide a more efficient and comfortable work environment.

## Early Childhood Facilities

District preschool facilities which include Lincoln Park Pavilion and Washington Park Pavilion, are underutilized and unique spaces that could perform other uses entirely. If an opportunity for consolidating all pre-school programs into a singular facility became available, operating these classes would be easier along with the freed up space for programs or rental opportunities.

## Eisenhower Aquatic Center

This facility is in great need of locker room and bathroom renovation, with poor accessibility, concerning storage organization and poor thermal comfort for all visitors. The improper heating/cooling of the facility also leads to energy efficiency concerns which may be leading to unnecessary costs.

## Fun Shop

This facility has the strongest opportunity to be expanded for potential pre-school relocation and consolidation. This would allow for better social interaction, sharing of resources and central management. With this expansion comes the possibility for instructional space for parents along with larger workshops.

## Golf Courses

There is an opportunity for a higher-end driving range which would function more as a social space and revenue provider to the District. This could also help promote more use of the golf course itself by attracting a new or expanded user market. Instructional area within the clubhouses is very limited and obstructs the potential retail opportunities.

## Springfield Park District

Back-of-house staff area of clubhouses are limited which causes an obstruction to possible options for revenue generating services or customization.


### Nelson Center

There is a poor function of facility layout with over-programmed space leading into lack of efficiency for user experience. By trying to create multi-purpose spaces and overlap programming areas, challenges have been created such as conversion of ice rink into summer gymnasium space. While some areas are over burdened, there is an underutilization of the multi-purpose room for events and program opportunities. There is also concern of visitor's thermal comfort both in winter and summer months as the result of improper heating/cooling throughout the entire facility.


### Veterans Memorial Pool

Due to aging of the facility, the bottom of the pool is showing heavy signs of deterioration along with the main building and pump house. Lighting has also become an issue which may be a component in the increased security issue of the facility.





## Chapter 4 - Envision



## GOALS AND OBJECTIVES

The purpose of Master Planning is to define a future vision through a set of realistic goals for the agency to achieve a better tomorrow. The initial phase of the planning process centered on gathering meaningful information from a variety of sources to both analyze and then interpret. The consultant team has gathered data from a variety of sources including a series of public meetings have been conducted, a survey of 599 randomly selected resident households that responded has been sampled and analyzed, and the staff and Park Board members have provided their ideas in various visioning sessions. In addition, the Delphi Committee which was a focus group of selected members based on their knowledge of the community, worked independently from the consultant team generated their findings.

All of these sources of information have provided insight into the future needs of the Springfield Park District. The goals and objectives are at the center of the plan. These are divided into three primary categories which are;

- Parks & Facilities
- Recreation
- Administration

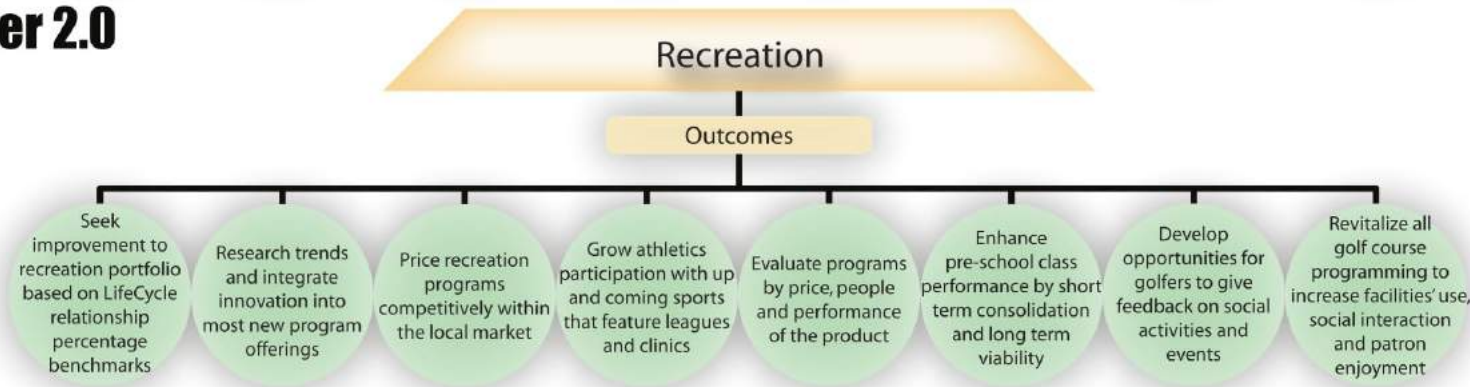
## STRATEGIC ATLAS

The strategic atlas illustrates an overview of the major outcomes of the plan based on three categories that this planning effort has generated. It is the identification of themes from the data that has been collected and reviewed during the planning process in which goals and objectives are developed. These goals need to provide a broad vision for the future direction of the agency. They need to generate specific objectives to provide the foundation for action which is found in the implementation plan. In a careful and thorough review of the input received from these different sources, several areas have emerged.

## Tier 1.0



## Tier 2.0



## Tier 3.0



# Springfield Park District

## GOALS AND OBJECTIVES

The goals and objectives surrounding park and recreation facilities should be viewed as the highest priorities. These goals also should be viewed as a series of interrelated activities with respect to programming and finance as each will have a profound and direct effect on each other.

Ultimately, this Master Plan should be viewed as a guide to the future and needs to be evaluated on a regular basis to stay relevant. The community as well as the agency environment will change as the plan goes through the implementation process and updates will be required to address unknown opportunities that will present themselves over the next five years.



## SUMMARY OF PARK & FACILITY TOPICS FACING THE DISTRICT

The District has an abundance of parks and facilities located throughout the community. It is one of the District's key strengths. The system has a tremendous history that needs to be valued as it moves forward updating the system into the 21st century. This includes the wise investment into capital improvements for legacy related community projects. The District should also advance the conversation to define the future of core facilities. There is a great need for clarity among the District decision makers as to the current value of its aging facilities and the need to prioritize capital investment. The master planning effort also opened up the door for the District to develop a community driven planning and design protocol to make sure it gets a voice in capital projects.

### **Goal: Create a capital improvement plan that implements visible change.**

#### **Objectives:**

- Develop a short term capital spending plan that addresses critical areas of need as defined by what is important to the public across the District.
- Create a long term capital investment resources plan with appropriate policies that secures money for spending.
- Negotiate capital investment agreements for significant strategic partnerships.

### **Goal: Coordinate capital plan development with recreation programming opportunities.**

#### **Objectives:**

- Continue the practice of internal staff review of park and facility plans with the park planner/designer to discuss what recreation needs could be included in the capital project for programming activities.
- Implement a way of reporting what is feasibly possible within budget parameters for the capital project.
- Review the project requests with the park planner/designer and decide what can be included in the upcoming capital project.

### **Goal: Chart the future for District facilities.**

#### **Objectives:**

- Develop in the short term an aquatics facilities feasibility plan based on Master Plan findings.
- Decide on a long term vision for the Nelson Center.
- Develop a plan to address the core need for a multi-purpose recreation center for community recreation.
- Evaluate District Operation recommendations for advancement into future action.
- Develop a course of action for capital spending and programming of stadium facilities owned and operated by the District.

## Springfield Park District

**Goal: Place an emphasis on planning & design excellence.**

**Objectives:**

-Neighborhood parks need to have improvements for the long term success of the community.

-Engage the community for input on capital improvements adjusted to the level of complexity for the project.

-Every project should have a unique element that defines that improvement for local significance.

-Develop a campaign involving a legacy of 4 community projects over the next 4 years for the 4 geographic sections of the District.





### SUMMARY OF RECREATION TOPICS FACING THE DISTRICT:

The agency has a unique portfolio of programming that many would suggest is not typical of park and recreation agencies in Illinois. The focus has historically been on less traditional programs and more on niche programs like golf, ice skating, aquatics and special recreation as just a few examples. The collection of program data is a real need to make better decisions on program offerings and cost. The District has several quality golf courses but needs to focus on re-engaging the community in a more modern programming approach to capture improved use at the facilities.

**Goal: Implement portfolio improvements from improved data collection and analysis for improved delivery of leisure services.**

#### Objectives:

- Perform the Lifecycle program analysis on a yearly basis at a minimum.
- Develop strategies to expand the growing program category from the recent Lifecycle program analysis.
- Reduce the fading program category programs to be in line with the target percentages.
- Need to expand core recreation offerings.
- Assure that programs are competitively priced for the local market conditions.
- Assemble an internal committee to discuss and identify recreation and leisure services trends and how to incorporate them into the portfolio.

**Goal: Increase financial opportunities generated by the Recreation Department.**

#### Objectives:

- Evaluate pricing structure on a yearly basis and set reasonable rates as to not become a barrier to participation but with increased profits.
- Consolidate or eliminate programs that are no longer needed or part of the District mission.
- Aggressively grow athletic programs with specialty in-house sports leagues such as cricket, futsal and ultimate Frisbee.
- Explore the idea of price bundling for recreational class offerings by personal marketing, convenient class times and providing cost savings to the participant.

**Goal: Develop performance standards for each significant recreation class grouping.**

#### Objectives:

- Develop a set of simple but effective set of 3 measurable matrix indicators to gauge outcomes for specific performance standards.
- Collect and review data regularly.
- Develop actions to correct unwarranted recreation class performance.

## Springfield Park District

**Goal: Recharge golf course programming.**

**Objectives:**

-Develop new programs to shift golf play from a recreation standpoint to a social theme direction.

-Encourage youth play by developing a traditional team roster of players and play in a league format.

-Focus marketing efforts on customer enjoyment.

-Increase the overall use of golf facilities including non-golf events and activities.



### SUMMARY OF ADMINISTRATIVE TOPICS FACING THE DISTRICT:

The District has made significant improvement in this area over the past several years. The primary area of focus centers on financing. The District should also continue its marketing and communication initiatives with the community as it is paying dividends with increase exposure for the District. The organizational structure of the agency could also use a bit of fine tuning to match an effective span of control.

#### **Goal: Define the potential financial funding sources for the District.**

##### **Objectives:**

- Agree to reduce subsidies to increase general and recreation fund balances with the goal of the reallocation of funds for increasing capital project funding and operations costs.
- Develop a sound long term financial strategy for sustaining District investment into significant facility capital spending.
- Value the role of the parks foundation for the possibility of additional financial resources and leverage capital campaign giving opportunities.
- Continue to explore alternative funding revenue generating opportunities such as grants, sponsorships, fees and rentals.
- Develop fair and straightforward intergovernmental agreements both in term of function and finances.

#### **Goal: Review organizational structure and suggest changes for improved agency performance.**

##### **Objectives:**

- Evaluate the re-alignment and creation of new positions within the Recreation Department to provide support with a focus of operations and communication across multiple facilities and programs respectively.
- Continue to invest into an on-going strategic IT assessment and implementation for District wide operations.

#### **Goal: Board Involvement into the Master Plan Implementation Process.**

##### **Objectives:**

- On an annual basis, hold a Park Board retreat where upcoming fiscal year goals are identified with an action plan in place with agreed upon outcomes.
- Discuss the master plan on a quarterly basis as an agenda item for the Executive Director to update progress on the plan.
- New board members should read the master plan and meet with the Executive Director to discuss any questions surrounding the plan.

## Springfield Park District

**Goal: Define future strategies for District expansion within and beyond the current boundary.**

**Objectives:**

-Work to identify future park parcels within the City of Springfield's land use plans that will be needed to provide basic level of service for future developments that become District residents.

-Develop a new land cash ordinance that will be adopted by the City of Springfield that provides a flexible approach to acquire future park space that is in the best interest of the Park District.

-Proceed with developer land acquisition through donation proceedings if warranted or collect cash lieu of park land for improvements to existing parks within the current system.

-Develop intergovernmental agreements for future facilities that would require District resources to extend beyond the current boundary.

-Investigate the need for a new agency to address county-wide park, open space, trails and conservation efforts including habitat restoration.

**Goal: Craft a marketing plan that advances the brand of the District.**

**Objectives:**


-Continue the investment into a digital marketing presence.

-Attend community events to promote District activities.

-Seek out improved communications with the local School Districts for better cross promotion opportunities.

-Establish graphic standards and continuity amongst facilities.





## Chapter 4 - Envision



## **ACTION, OPPORTUNITIES AND RECOMMENDATIONS**

The strength of any plan to advance an agency is only as good as the information it is built upon. All of the data collected leads to a discovery process yielding action. The goals and objectives in the previous chapter define an overall purpose as well as a distinct vision for the future. This chapter is organized into an easy to follow action plan that includes a target timeline for completion of the objectives as well as a capital improvement plan that can be realistically accomplished. It is the future actions of the District from this plan that will have a positive impact to the community.

### **ACTION PLAN**

The following pages illustrate the goals and objectives, organized into an easy-to-follow chart. Each goal is broken down into simple objectives which include the target or intended implementation year. The goals and objectives are laid out by tier to mimic the importance highlighted by the strategic atlas, while each individual objective is color-coded high (red), medium (yellow) or low (blue) importance within each goal.



## 2017-2021 Comprehensive Master Plan

Goal	Tier	Objective	Type	2017	2018	2019	2020	2021
Goal: Create a capital improvement plan that implements visible change	Top	Develop a short term capital spending plan that addresses critical areas of need as defined by what is important to the public across the District	Parks & Facilities	X				
		Create a long term capital investment resources plan with appropriate policies that secures money for spending	Parks & Facilities			X		
		Negotiate capital investment agreements for significant strategic partnerships	Parks & Facilities		X			
Goal: Coordinate capital plan development with recreation programming opportunities	Top	Continue the practice of internal staff review of park and facility plans with the park planner/designer to discuss what recreation needs could be included in the capital project for programming activities	Parks & Facilities	X	X	X	X	X
		Implement a way of reporting what is feasibly possible within budget parameters for the capital project	Parks & Facilities	X	X	X	X	X
		Review the project requests with the park planner/designer and decide what can be included in the upcoming capital project	Parks & Facilities	X	X	X	X	X
Goal: Chart the future for District facilities	Top	Develop in the short term an aquatics facilities feasibility plan based on Master Plan findings	Parks & Facilities		X	X		
		Decide on a long term vision for the Nelson Center	Parks & Facilities		X			
		Develop a plan to address the core need for a multi-purpose recreation center for community recreation	Parks & Facilities		X	X		
		Evaluate District Facility Operational recommendations for possible advancement into future action	Parks & Facilities	X	X			
		Develop a course of action for capital spending and programming of stadium facilities owned and operated by the District	Parks & Facilities	X	X			
Goal: Place an emphasis on planning & design excellence	Top	Neighborhood parks need to have improvements for the long term success of the community	Parks & Facilities	X	X	X	X	X
		Engage the community for input on capital improvements adjusted to the level of complexity for the project	Parks & Facilities	X	X	X	X	X
		Every project should have a unique element that defines that improvement for local significance.	Parks & Facilities	X	X	X	X	X
		Develop a campaign involving a legacy of 4 community projects over the next 4 years for the 4 geographic sections of the District	Parks & Facilities		X	X	X	X
Goal: Implement portfolio improvements from improved data collection and analysis for improved delivery of leisure services	Mid	Perform the Lifecycle program analysis on a yearly basis at a minimum	Recreation	X	X	X	X	X
		Develop strategies to expand the growing program category from the recent Lifecycle program analysis	Recreation	X	X			
		Reduce the fading program category programs to be in line with the target percentages	Recreation	X	X			
		Need to expand core recreation offerings	Recreation	X	X	X	X	X
		Assure that programs are competitively priced for the local market conditions	Recreation	X	X	X	X	X
		Assemble an internal committee to discuss and identify recreation and leisure services trends and how to incorporate them into the portfolio	Recreation	X				

# Springfield Park District

Goal	Tier	Objective	Type	2017	2018	2019	2020	2021
Goal: Increase financial opportunities generated by the Recreation Department	Mid	Evaluate pricing structure on a yearly basis and set reasonable rates as to not become a barrier to participation but with increased profits	Recreation	X	X	X	X	X
		Consolidate or eliminate programs that are no longer needed or part of the District mission	Recreation	X	X			
		Aggressively grow athletic programs with specialty in-house sports leagues such as cricket, futsal and ultimate Frisbee	Recreation	X	X	X	X	X
		Explore the idea of price bundling for recreational class offerings by personal marketing, convenient class times and providing cost savings to the participant	Recreation	X	X			
Goal: Develop performance standards for each significant recreation class grouping	Mid	Develop a set of simple but effective set of 3 measurable matrix indicators to gauge outcomes for specific performance standards	Recreation	X				
		Collect and review data regularly	Recreation	X	X	X	X	X
		Develop actions to correct unwarranted recreation class performance	Recreation	X	X	X	X	X
Goal: Recharge golf course programming	Mid	Develop new programs to shift golf play from a recreation standpoint to a social theme direction	Recreation	X	X	X		
		Encourage youth play by developing a traditional team roster of players and play in a league format	Recreation	X	X	X		
		Focus marketing efforts on customer enjoyment	Recreation	X	X	X		
		Increase the overall use of golf facilities including non-golf events and activities	Recreation	X	X	X		
Goal: Define the potential financial funding sources for the District	Low	Agree to reduce subsidies to increase general and recreation fund balances with the goal of the reallocation of funds for increasing capital project funding and operations costs	Administration	X				
		Develop a sound long term financial strategy for sustaining District investment into significant facility capital spending	Administration		X			
		Value the role of the parks foundation for the possibility of additional financial resources and leverage capital campaign giving opportunities	Administration		X			
		Continue to explore alternative funding revenue generating opportunities such as grants, sponsorships, fees and rentals	Administration	X	X	X	X	X
		Develop fair and straightforward intergovernmental agreements both in term of function and finances	Administration	X	X	X	X	X



## 2017-2021 Comprehensive Master Plan

Goal	Tier	Objective	Type	2017	2018	2019	2020	2021
Goal: Review organizational structure and suggest changes for improved agency performance	Low	Evaluate the re-alignment and creation of new positions within the Recreation Department to provide support with a focus of operations and communication across multiple facilities and programs respectively	Administration	X				
		Invest into an on-going strategic IT assessment and implementation for District wide operations	Administration	X	X	X	X	X
Goal: Board Involvement into the Master Plan Implementation Process	Low	On an annual basis, hold a Park Board retreat where upcoming fiscal year goals are identified with an action plan in place with agreed upon outcomes	Administration	X	X	X	X	X
		Discuss the master plan on a quarterly basis as an agenda item for the Executive Director to update progress on the plan	Administration	X	X	X	X	X
		New board members should read the master plan and meet with the Executive Director to discuss any questions surrounding the plan	Administration	X	X	X	X	X
Goal: Craft a marketing plan that advances the brand of the District	Low	Continue the investment into a digital marketing presence	Administration	X	X	X	X	X
		Attend community events to promote District activities	Administration	X	X	X	X	X
		Seek out improved communications with the local School Districts for better cross promotion opportunities	Administration	X	X	X	X	X
Goal: Define future strategies for District expansion within and beyond the current boundary.	Low	Work to identify future park parcels within the City of Springfield's land use plans that will be needed to provide basic level of service for future developments that become Park District residents	Administration	X				
		Develop a new land cash ordinance that will be adopted by the City of Springfield that provides a flexible approach to acquire future park space that is in the best interest of the Park District	Administration	X	X			
		Proceed with developer land acquisition through donation proceedings if warranted or collect cash lieu of park land for improvements to existing parks within the current system	Administration	X	X	X	X	X
		Develop intergovernmental agreements for future facilities that would require District resources to extend beyond the current boundary.	Administration					X
		Investigate the need for a new agency to address county-wide park, open space, trails and conservation efforts including habitat restoration.	Administration					X

# Springfield Park District

## CAPITAL IMPROVEMENT PLANNING

The following pages of Chapter 5 lay out all of the Springfield Park District's Parks in conceptual planning format as a guide for future development and improvements. This 'how-to' guide is intended to be diagrammatic recommendations to provide a strong starting point to all members of the Park Board, Staff and persons responsible for the planning, design, detail and overall maintenance of the park system. All future improvements projects performed by the District should utilize these conceptual plans and recommendations in order to achieve their full potential within the overall park system.

### Quality of Service Identification

The Quality of Service (QOS) matrix on the following pages illustrates the accumulation of all analysis and project recommendations for each individual park and facility. Through the scoring of each park or facility's inventory, level of service and projected capital, the QOS matrix charts the total impact each has on the overall park and facility system. This unique approach of looking at each individual park and facility through multiple lenses over multiple high-importance factors helps to illustrate the priorities and direction of the District. The breakdown of categories that comprise the QOS matrix are:

- Use                                      The total amount of community involvement with each park or facility.
- Capital Investment                      The projected capital required for all recommended improvements to each park or facility.
- Level of Service                        The size/use area of each park or facility determined through the LOS analysis.
- Projected Impact                        The overall difference or outcome to the community possible if recommended improvements are achieved.
- GRASP                                    The score of each park or facility received as part of the inventory and analysis.
- QOS                                        The final score given to each park or facility to identify each one's individual priority.

## 2017-2021 Comprehensive Master Plan

Park or Facility	Use	Capital Investment	Level of Service	Projected Impact	GRASP Score	QOS Score
Henson Robinson Zoo	3	3	3	3	3	15
Centennial Park	3	3	2	2	2	12
Stuart Park	2	3	2	3	2	12
Nelson Center	3	3	3	3	0	12
Douglas Park	2	3	2	2	2	11
Lincoln Park Pavilion	3	1	2	2	3	11
Rotary Park	2	3	1	2	3	11
Washington Park	3	2	2	1	3	11
Comer Cox Park	2	2	1	3	2	10
Gietl Park	2	3	1	3	1	10
Lincoln Park Pavilion	2	3	3	2	0	10
Riverside Park	2	3	2	1	2	10
Southwind Park	3	1	2	1	3	10
Eisenhower Indoor Pool	2	3	3	1	0	9
Iles Park	2	1	2	3	1	9
Kennedy Park	2	3	1	2	1	9
Lindbergh Park	2	3	1	2	1	9
Veterans Memorial Pool	2	3	3	1	0	9
Washington Park Pavilion	2	2	3	2	0	9
Bunn Golf Course	2	1	3	1	1	8
Bunn West (Playground)	2	1	1	1	3	8
Carpenter Park	3	1	2	1	1	8
Chamberlain Park	1	2	1	1	3	8
Erin's Pavilion	3	1	3	1	0	8
Fairview Park	2	2	1	2	1	8
	1 - Low	1 - Low (\$200,000 & Under)	1 - Low (Neighborhood Park)	1 - Low	1 - (40 & Under)	
	2 - Medium	2 - Medium (\$200,000-\$400,000)	2 - Medium (Community Park)	2 - Medium	2 - (40-80)	
	3 - High	3 - High (\$400,000 & Up)	3 - High (Special Use)	3 - High	3 - (80 & Up)	

# Springfield Park District

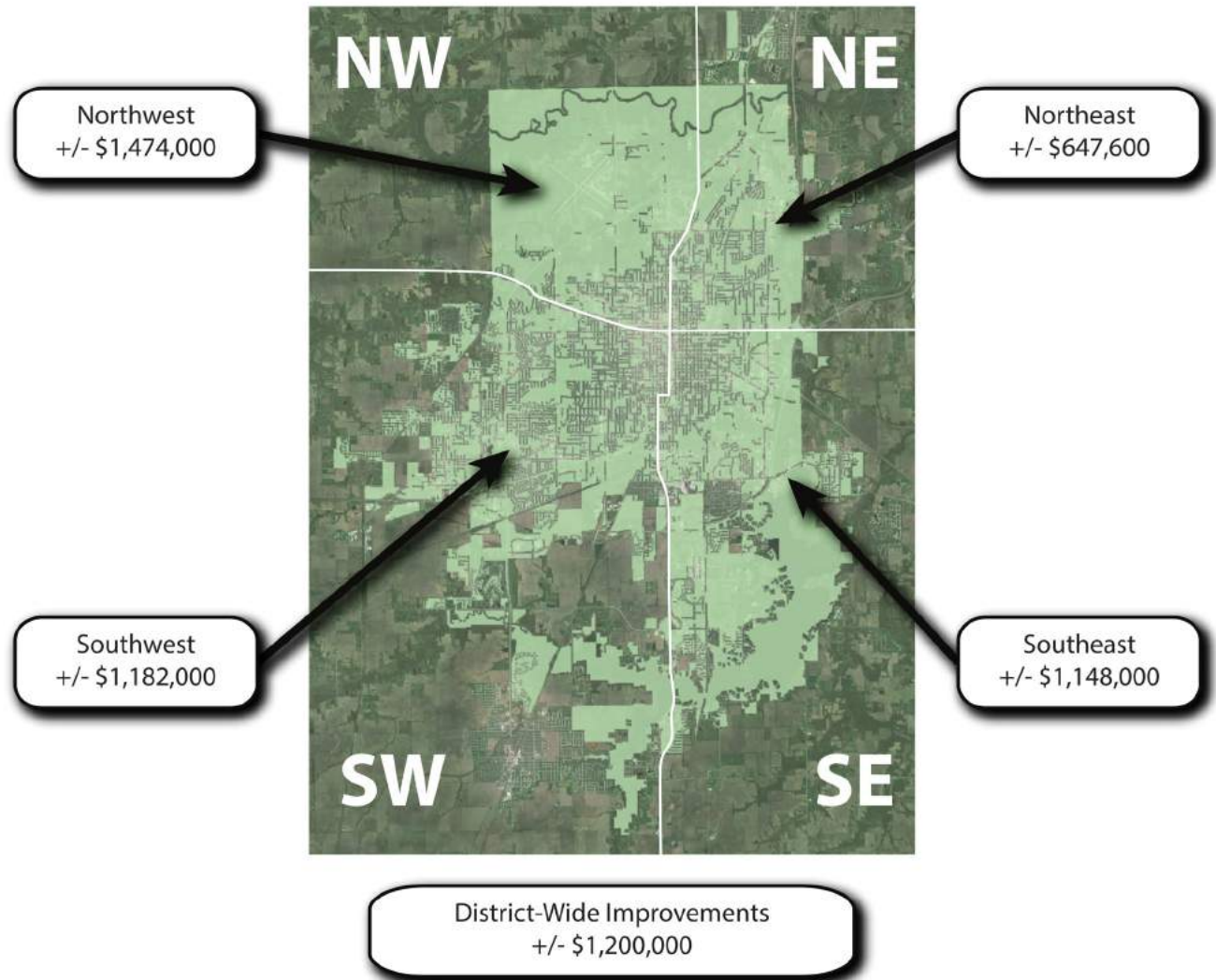
Park or Facility	Use	Capital Investment	Level of Service	Projected Impact	GRASP Score	QOS Score
Jaycee Park	2	2	1	2	1	8
Jefferson Park	2	2	1	2	1	8
Kiwanis Park	1	3	1	2	1	8
Lanphier Park	2	2	1	2	1	8
Lincoln Greens Golf Course	2	1	3	1	1	8
Paul A. Barker Park	1	3	1	2	1	8
Vredenburgh Park	2	2	1	2	1	8
Nelson Center Pool	2	1	3	1	0	7
Bergen Golf Course	1	1	3	1	1	7
Botanical Gardens	2	1	3	1	0	7
Bunn East (Ballfields)	1	1	1	1	3	7
Pasfield Golf Course	1	1	3	1	1	7
Thomas Rees Memorial Carillon	2	1	3	1	0	7
Velasco Tennis Center	2	1	3	1	0	7
Dreamland Park	2	1	1	1	1	6
Eisenhower Park	1	1	1	1	2	6
Enos Park	2	1	1	1	1	6
Hobbs Park	1	2	1	1	1	6
Indian Hills Park	1	2	1	1	1	6
Lawless Park	1	2	1	1	1	6
Patrick J. Cadigan Park	1	2	1	1	1	6
Westchester Park	1	2	1	1	1	6
Bergen Park	1	1	1	1	1	5
Gehrmann Park	1	1	1	1	1	5
Gurgens Park	1	1	1	1	1	5
Lake Victoria Park	1	1	1	1	1	5
Lincoln Greens Park	1	1	1	1	1	5
Schlitt Park	1	1	1	1	1	5
Timberbrooke Park	1	1	1	1	1	5
	1 - Low	1 - Low (\$200,000 & Under)	1 - Low (Neighborhood Park)	1 - Low	1 - (40 & Under)	
	2 - Medium	2 - Medium (\$200,000-\$400,000)	2 - Medium (Community Park)	2 - Medium	2 - (40-80)	
	3 - High	3 - High (\$400,000 & Up)	3 - High (Special Use)	3 - High	3 - (80 & Up)	



## Geographic CIP Breakdown

The adjacent map illustrates the overall breakdown of all improvements to parks and facilities within the Springfield Park District. Quadrants were determined based on a combination of major roads, geographic features and population. This division of capital projects helps to ensure that every part of the District community receives some level of attention and inclusion. District-wide improvements also play an important role in the overall parks and facilities system, and include the following items:

- General equipment and vehicles.
- Fire system upgrades.
- Lighting upgrades.
- Park sign improvements.
- Overall fencing improvements.
- Recreation Software.



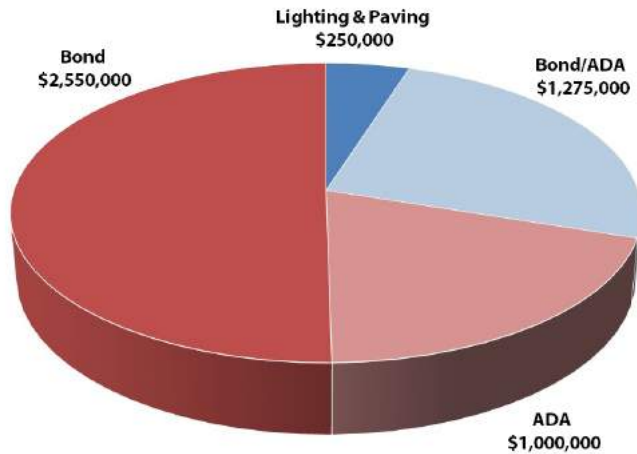
\*Does not include Contingency & Escalation

# Springfield Park District

## CIP Funding

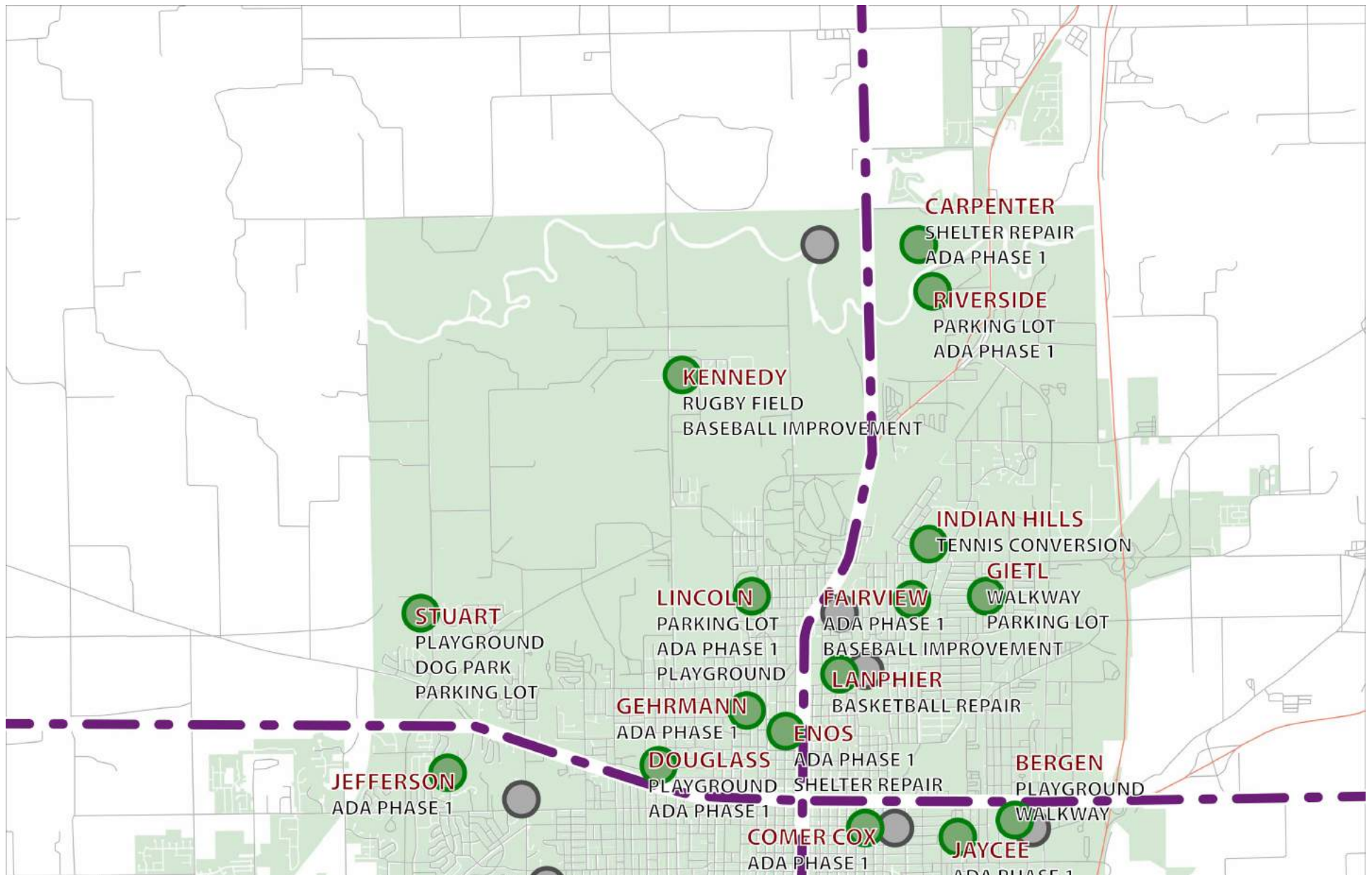
With the exception of District-wide improvements, CIP projects are broken down into 3 categories; Neighborhood Parks, Community Parks and Special (which includes parks & facilities). Each of these categories are then broken down into 3 major funding sources with 1 combination funding source. The 3 funding sources include: Bond, ADA and Lighting & Paving. The intent and goal of separating these funding sources and park & facility categories is to help evenly distribute yearly capital into all geographic areas of the District as well as balancing yearly funds.

**Total CIP Funding by Source**



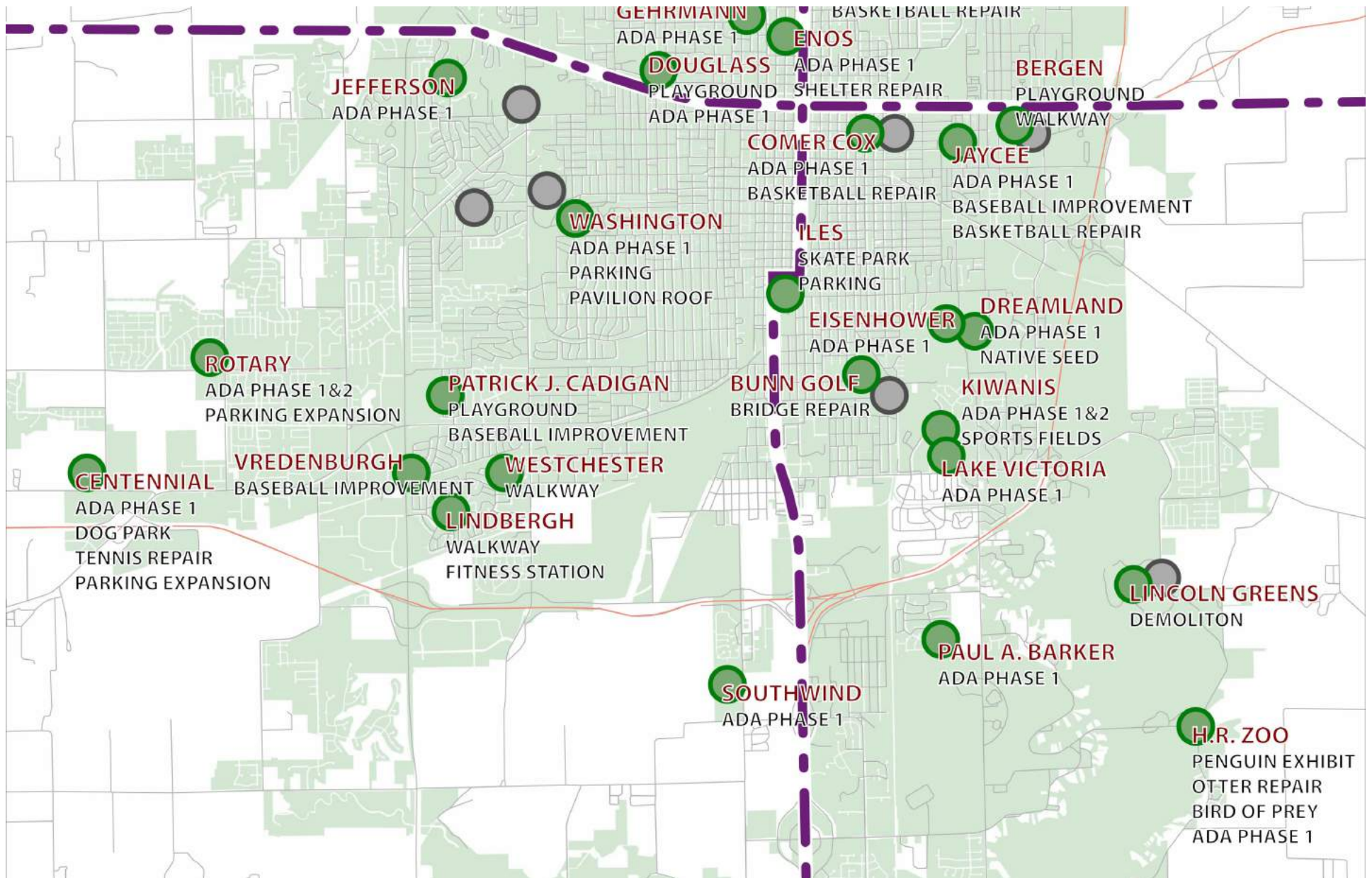
**Capital Improvement Projects by Funding Source**





**NORTHWEST/NORTHEAST CIP BREAKDOWN**

# Springfield Park District



**SOUTHWEST/SOUTHEAST CIP BREAKDOWN**



### Neighborhood Parks

These parks are generally under 10 acres in size and serve a fairly large portion of the community through their sheer numbers as they are spread throughout the District. Neighborhood parks are mainly focused on amenities that can be utilized within a walking distance, however they can provide a combination of active and passive uses, along with occasional special-use amenities. For the Springfield Park District, all neighborhood park improvements have been broken down into year of project and funding source.

### 2018

<b>Kiwanis Park</b>	<b>Item Cost</b>	<b>Funding Source</b>
RACADA Phase 1	\$ 24,000	ADA
<b>Lanphier Park</b>	<b>Item Cost</b>	<b>Funding Source</b>
Basketball Courts Renovation (2 Courts. Repaving only-No color coat)	\$ 40,000	Bond
<b>Lincoln Greens Park</b>	<b>Item Cost</b>	<b>Funding Source</b>
Tennis Courts & Playground Demolition & Open Space Conversion	\$ 100,000	Bond

# Springfield Park District

## 2019

Comer Cox Park	Item Cost	Funding Source
Basketball Court Renovation (3 Courts Paving Improvements, Color Coating & New Standards)	\$ 75,000	Bond
Gietl Park	Item Cost	Funding Source
Accessible Walkway Construction	\$ 60,000	Bond/ADA
Parking Lot Paving	\$ 26,352	Lighting & Paving
Jaycee Park	Item Cost	Funding Source
RACADA Phase 1	\$ 62,800	ADA
Jefferson Park	Item Cost	Funding Source
RACADA Phase 1	\$ 30,000	ADA
Kennedy Park	Item Cost	Funding Source
Baseball Field Removal	\$ 15,000	Bond/ADA
Lake Victoria	Item Cost	Funding Source
RACADA Phase 1	\$ 3,800	ADA
Vredenburgh Park	Item Cost	Funding Source
Baseball Improvements (New Line Fencing, New Dugout Area, Concrete Plaza for ADA Access)	\$ 40,000	Bond/ADA
Westchester Park	Item Cost	Funding Source
Accessible Walkway Construction	\$ 15,000	Bond/ADA

## 2017-2021 Comprehensive Master Plan

### 2020

<b>Chamberlain Park</b>	<b>Item Cost</b>	<b>Funding Source</b>
Removal of Ballfield	\$ 100,000	Bond
<b>Comer Cox Park</b>	<b>Item Cost</b>	<b>Funding Source</b>
Playground Removal	\$ 5,000	Bond
<b>Enos Park</b>	<b>Item Cost</b>	<b>Funding Source</b>
Shelter Renovation (Roof Repair)	\$ 10,000	Bond
<b>Fairview Park</b>	<b>Item Cost</b>	<b>Funding Source</b>
RACADA Phase 1	\$ 37,100	ADA
<b>Jaycee Park</b>	<b>Item Cost</b>	<b>Funding Source</b>
Baseball Fields Removal & Soccer Field Construction	\$ 50,000	ADA
<b>Kennedy Park</b>	<b>Item Cost</b>	<b>Funding Source</b>
Rugby Field	\$ 25,000	Bond
<b>Patrick J. Cadigan Park</b>	<b>Item Cost</b>	<b>Funding Source</b>
Baseball Improvements (New Line Fencing, New Dugout Area, Concrete Plaza for ADA Access)	\$ 40,000	Bond
<b>Paul A. Barker Park</b>	<b>Item Cost</b>	<b>Funding Source</b>
RACADA Phase 1	\$ 9,100	ADA
<b>Rotary Park</b>	<b>Item Cost</b>	<b>Funding Source</b>
RACADA Phase 1	\$ 21,200	ADA

# Springfield Park District

## 2021

<b>Chamberlain Park</b>	<b>Item Cost</b>	<b>Funding Source</b>
Removal of Ballfield	\$ 100,000	Bond
<b>Comer Cox Park</b>	<b>Item Cost</b>	<b>Funding Source</b>
RACADA Phase 1	\$ 19,800	ADA
<b>Indian Hills Park</b>	<b>Item Cost</b>	<b>Funding Source</b>
Tennis Court Repair (Futsal & Pickleball)	\$ 60,000	Bond
<b>Lindbergh Park</b>	<b>Item Cost</b>	<b>Funding Source</b>
Accessible Walkway Construction	\$ 75,000	Bond/ADA
Fitness Stations	\$ 20,000	Bond
<b>Rotary Park</b>	<b>Item Cost</b>	<b>Funding Source</b>
Parking Lot Expansion	\$ 75,000	Lighting & Paving



### 2022

<b>Bergen Park</b>	<b>Item Cost</b>	<b>Funding Source</b>
Playground Removal & Renovation	\$ 65,000	Bond/ADA
<b>Dreamland</b>	<b>Item Cost</b>	<b>Funding Source</b>
Native Seeding	\$ 20,000	Bond
RACADA Phase 1	\$ 15,500	ADA
<b>Eisenhower Park</b>	<b>Item Cost</b>	<b>Funding Source</b>
RACADA Phase 1	\$ 12,000	ADA
<b>Fairview Park</b>	<b>Item Cost</b>	<b>Funding Source</b>
Baseball Improvements (2 Fields with New Line Fencing, New Dugout Area, Concrete Plaza for ADA Access)	\$ 75,000	Bond/ADA
<b>Gehrmann</b>	<b>Item Cost</b>	<b>Funding Source</b>
RACADA Phase 1	\$ 27,000	ADA
<b>Jaycee Park</b>	<b>Item Cost</b>	<b>Funding Source</b>
Basketball Court Repair (Paving Improvements)	\$ 10,000	Bond
<b>Jefferson Park</b>	<b>Item Cost</b>	<b>Funding Source</b>
RACADA Phase 2	\$ 2,400	ADA
<b>Kiwanis Park</b>	<b>Item Cost</b>	<b>Funding Source</b>
Sports Fields Renovation	\$ 75,000	Bond
<b>Patrick J. Cadigan Park</b>	<b>Item Cost</b>	<b>Funding Source</b>
Bag Toss Courts Construction	\$ 15,000	Bond
Plaza with Shelter & Furnishings (Benches, Picnic Tables, Litter/ Recycling, Bike Rack)	\$ 30,000	Bond/ADA

2018-2022 Budget Allocation: \$65,000

Concept



Bunn East Park

2018-2022 Budget Allocation: \$0

Concept



No Improvements

Scale: NTS

2018-2022 Budget Allocation: \$0

Concept



No Improvements

Scale: NTS



Comer Cox Park

2018-2022 Budget Allocation: \$99,800

Concept



Scale: NTS

2018-2022 Budget Allocation: \$35,500

Concept

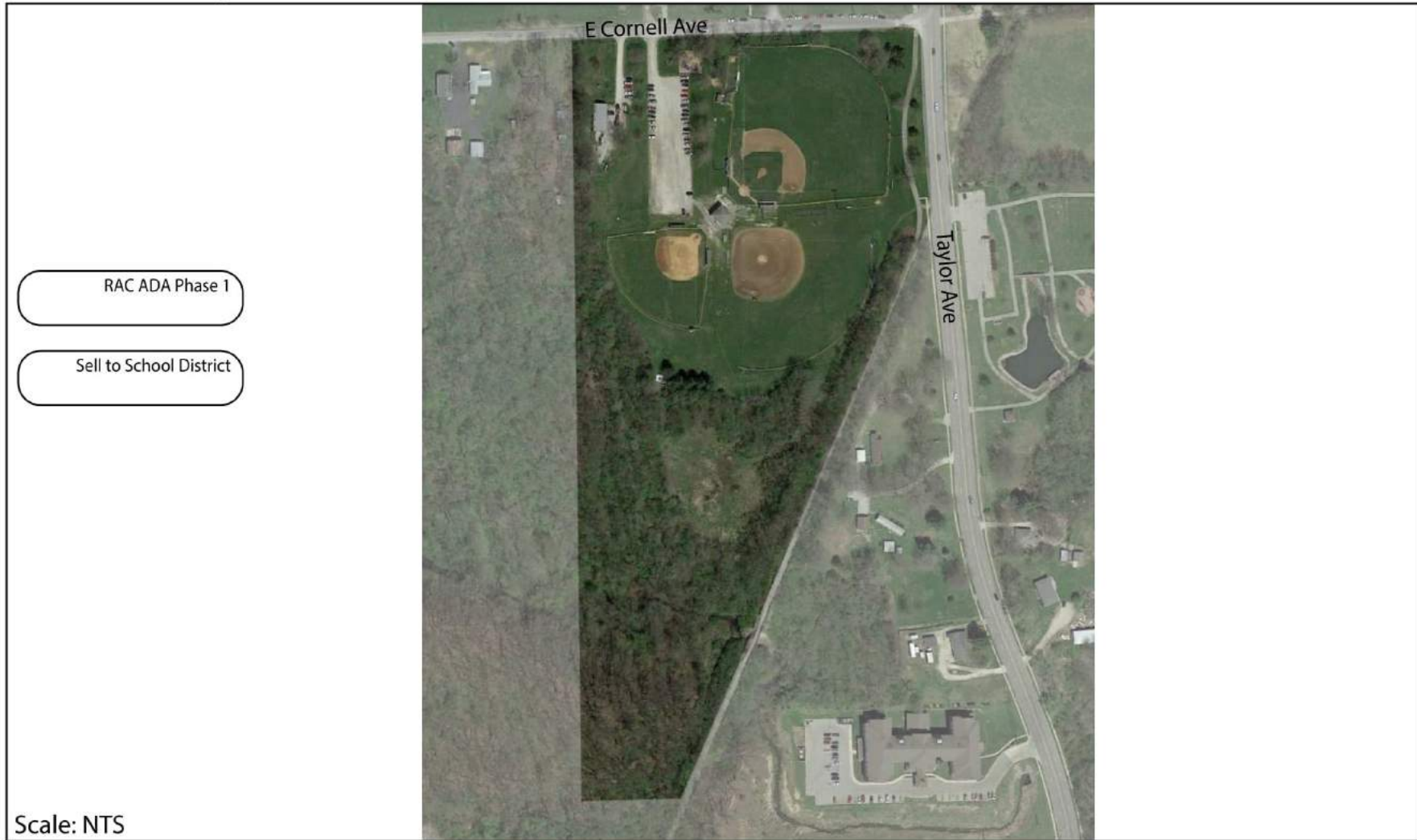


Scale: NTS

Eisenhower Park

2018-2022 Budget Allocation: \$12,000

Concept



2018-2022 Budget Allocation: \$10,000

Concept

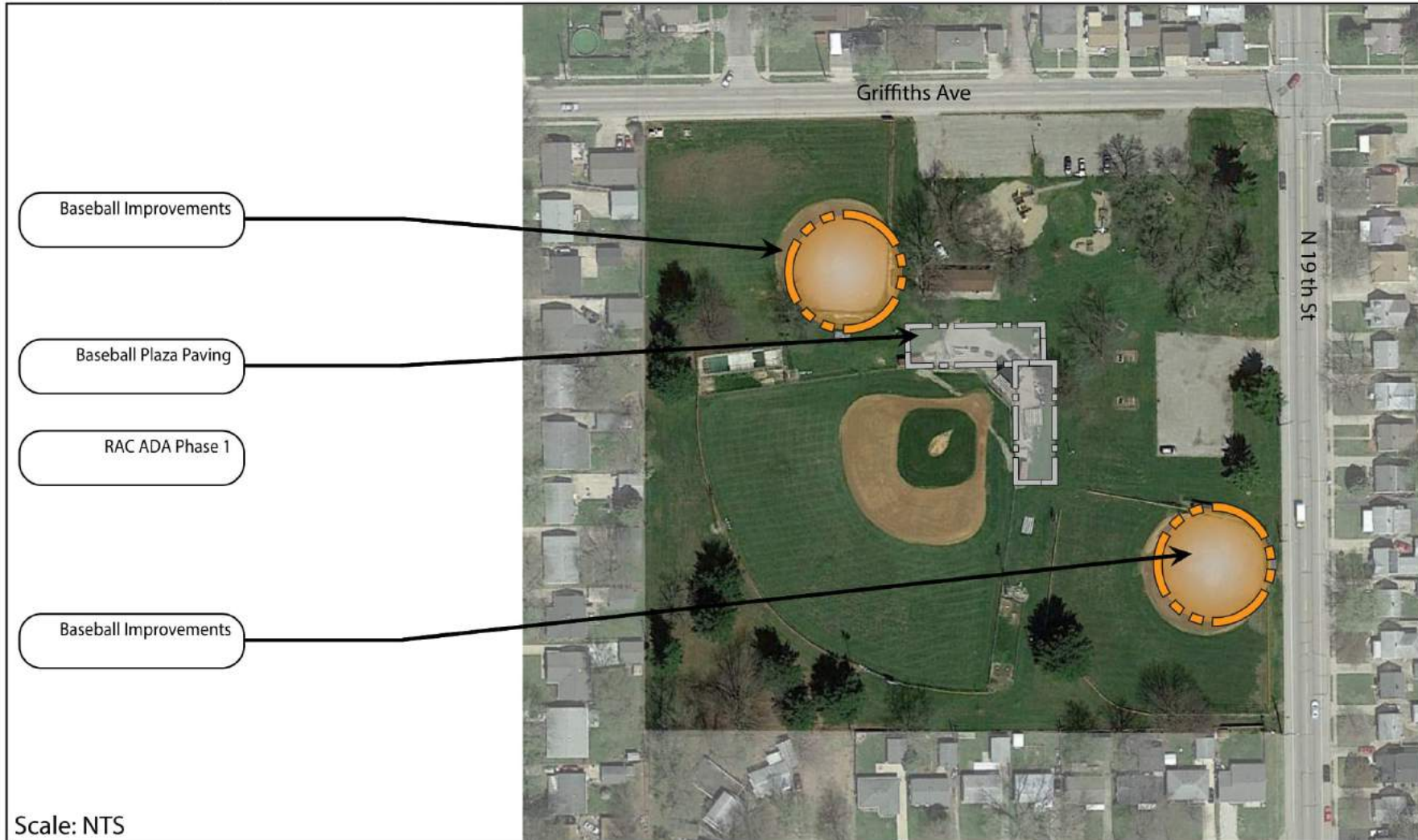


Scale: NTS

Fairview Park


2018-2022 Budget Allocation: \$112,000

Concept



2018-2022 Budget Allocation: \$27,000

Concept



Gietl Park

2018-2022 Budget Allocation: \$86,000

Concept



Scale: NTS

2018-2022 Budget Allocation: \$0

Concept





Indian Hills Park

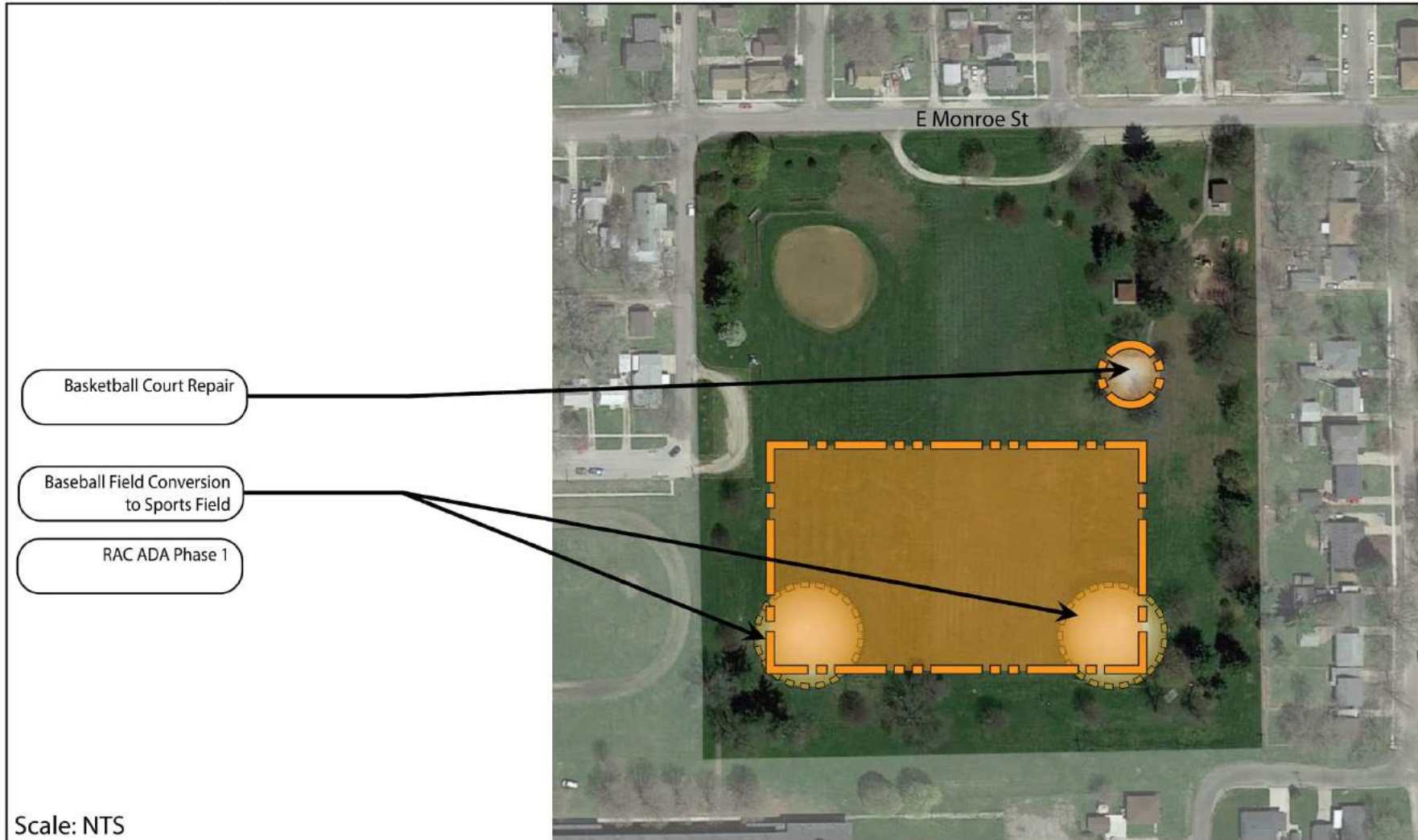
2018-2022 Budget Allocation: \$60,000

Concept



2018-2022 Budget Allocation: \$103,000

Concept



Jefferson Park

2018-2022 Budget Allocation: \$30,000

Concept

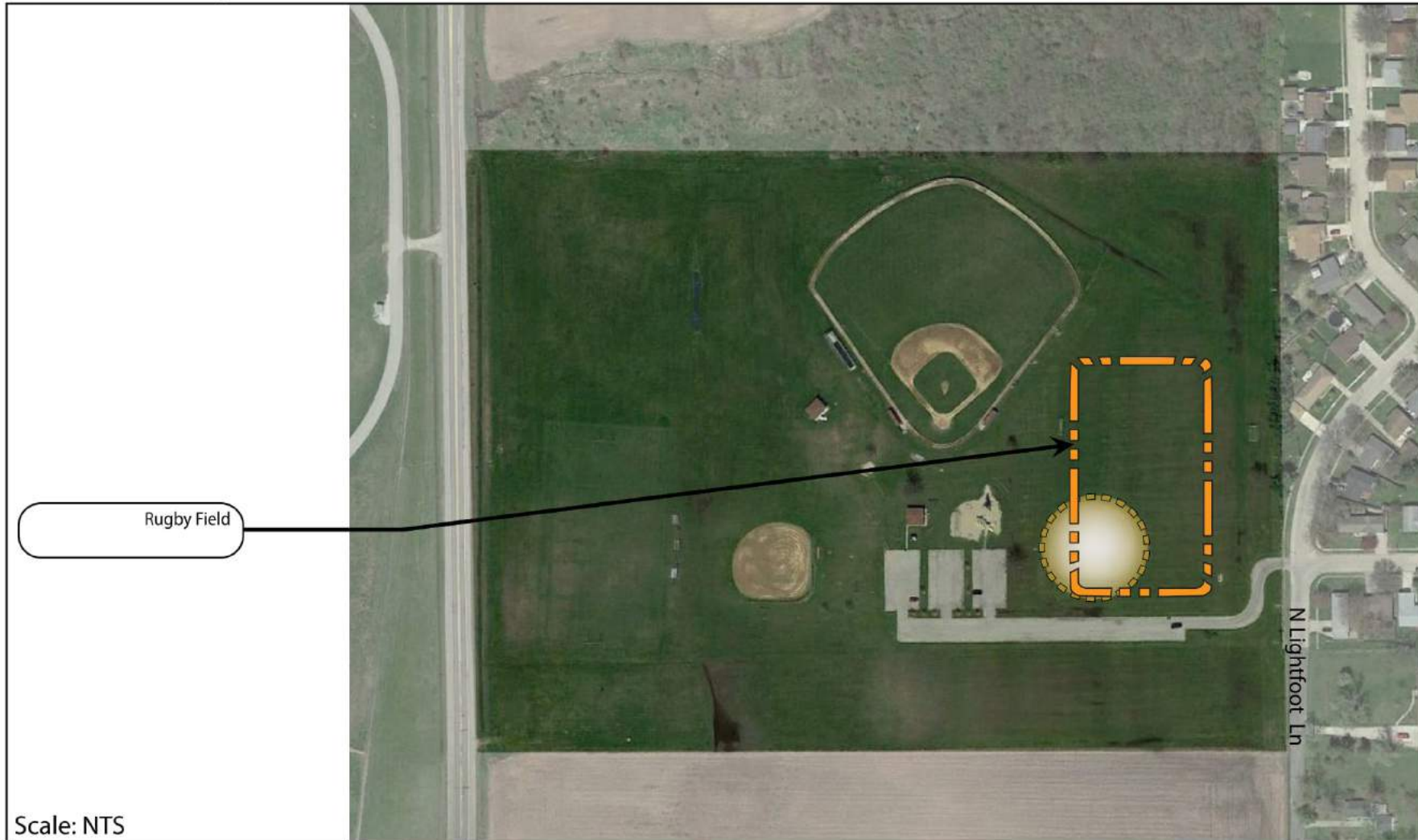
RAC ADA Phase I



Scale: NTS

2018-2022 Budget Allocation: \$40,000

Concept



Kiwanis Park

2018-2022 Budget Allocation: \$99,000

Concept



2018-2022 Budget Allocation: \$4,000

Concept



Lanphier Park

2017-2027 Budget Allocation: \$40,000

Concept



2018-2022 Budget Allocation: \$0

Concept



No Improvements

Scale: NTS



Lincoln Greens Park

2018-2022 Budget Allocation: \$100,000

Concept

Demolition and Conversion  
to Open Space



Scale: NTS

2018-2022 Budget Allocation: \$95,000

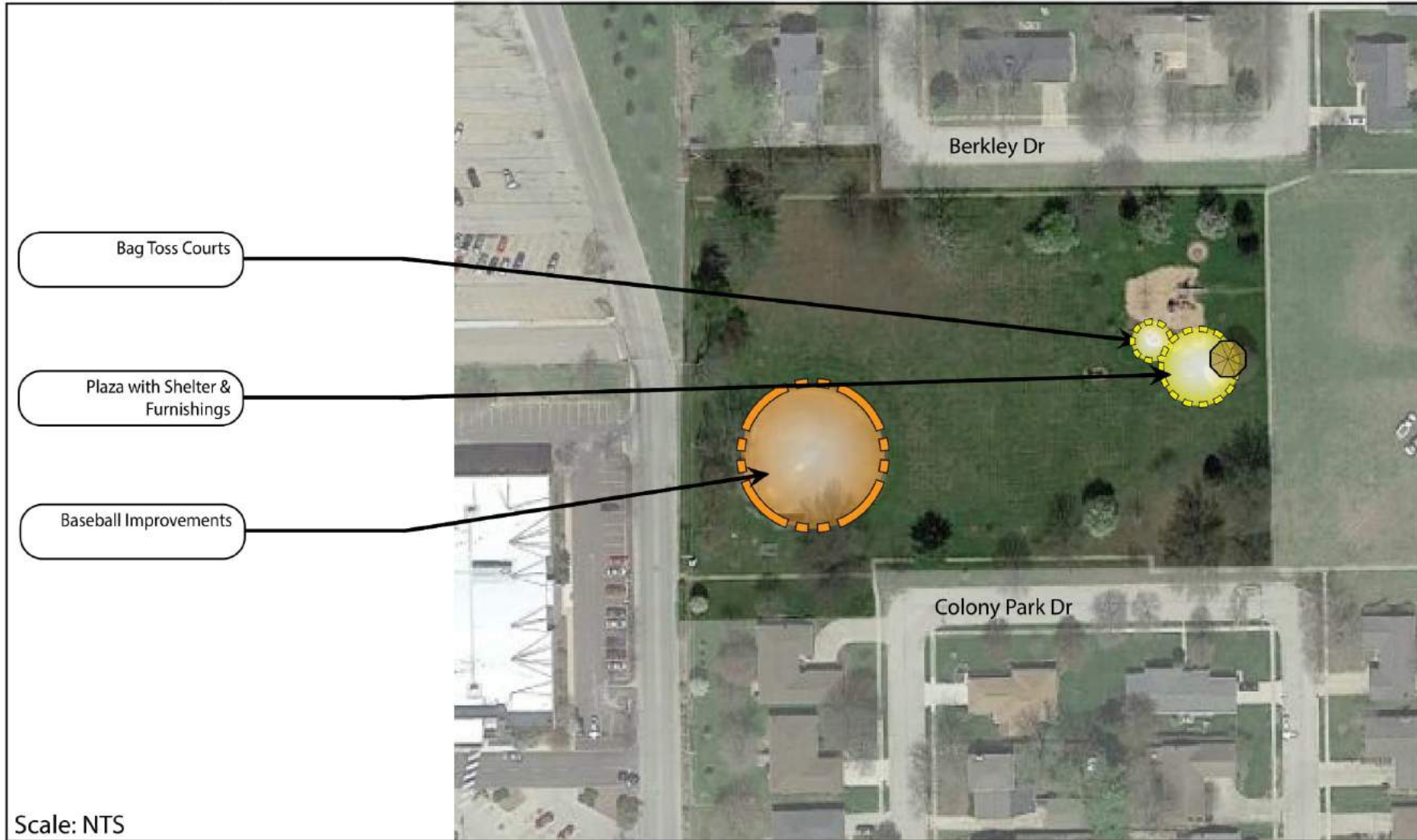
Concept



Patrick J. Cadigan Park

2018-2022 Budget Allocation: \$85,000

Concept



2018-2022 Budget Allocation: \$9,100

Concept



Rotary Park

2018-2022 Budget Allocation: \$96,000

Concept



Scale: NTS

2018-2022 Budget Allocation: \$0

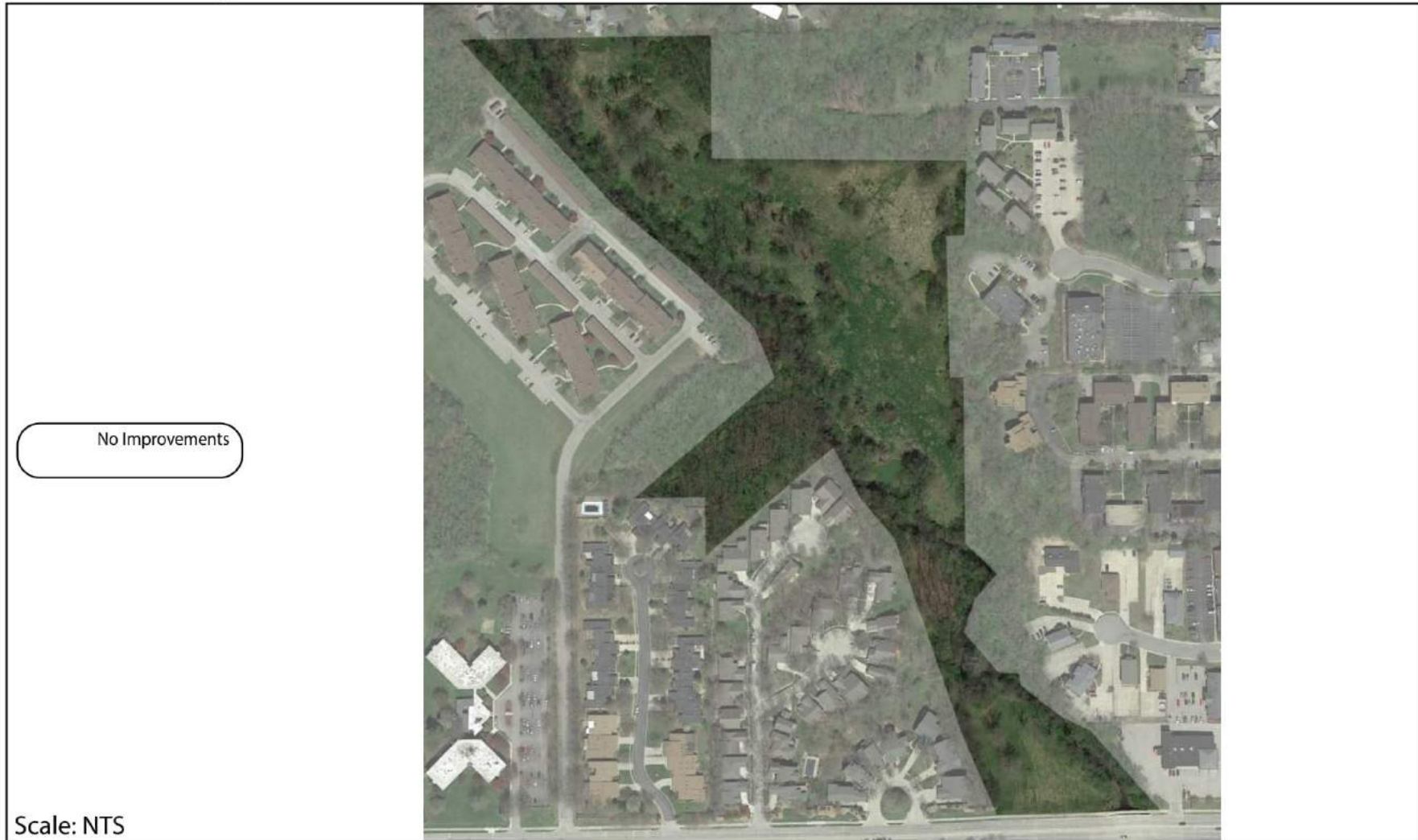
Concept



Timberbrooke Park

2018-2022 Budget Allocation: \$0

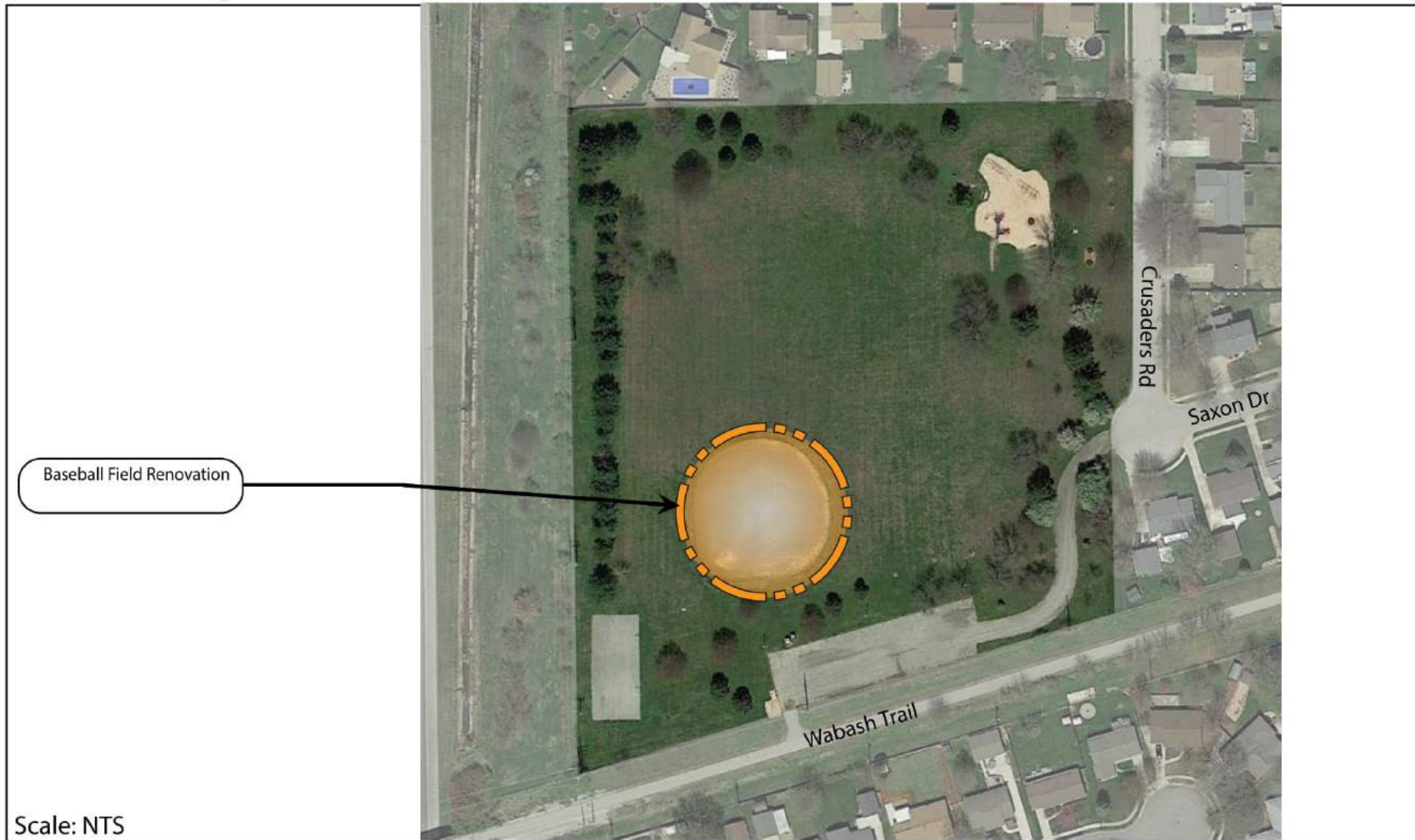
Concept



Scale: NTS

2018-2022 Budget Allocation: \$40,000

Concept



Scale: NTS



Westchester Park

2018-2022 Budget Allocation: \$15,000

Concept



# Springfield Park District

## Community Parks

Community parks are larger than 10 acres in size and serve the largest area of the community with more substantial and varied services and recreation opportunities than neighborhood parks. These parks provide many opportunities to the District for both active and passive uses as well as high potential for community gathering spaces, events, sports programs, facilities and special use. Due to their larger size, they often provide easy access from long distances with proximity to major roads, trails, public transportation and adequate parking space. For the Springfield Park District, all community park improvements have been broken down into year of project and funding source.

### 2018

Centennial Park	Item Cost	Funding Source
Dog Park Construction	\$ 150,000	Bond
Horeshoe Pit Removal	\$ 5,000	Bond
Douglas Park	Item Cost	Funding Source
Playground Removal & Renovation	\$ 125,000	Bond/ADA
Lincoln Park	Item Cost	Funding Source
RACADA Phase 1	\$ 16,100	ADA
Southwind	Item Cost	Funding Source
RACADA Phase 1	\$ 4,900	ADA
Washington Park	Item Cost	Funding Source
RACADA Phase 1	\$ 85,000	ADA
Wedding Venue Conversion	\$ 175,000	Bond
Playground Parking Paving	\$ 39,600	Lighting & Paving

**2019**

Douglas Park		Item Cost	Funding Source
	Softball Field Removal (Ultimate Frisbee Field)	\$ 15,000	Bond
	RAC ADA Phase 1	\$ 100,000	ADA
Stuart Park		Item Cost	Funding Source
	Baseball Fields Removal	\$ 30,000	Bond

**2020**

Illes Park		Item Cost	Funding Source
	Oak Street Parking Lot Paving	\$ 39,136	Lighting & Paving
Lincoln Park		Item Cost	Funding Source
	Parking Lot Renovation and Expansion & Entry Improvements	\$ 100,000	Bond/ADA
	Playground Removal	\$ 10,000	Bond
	Playground Renovation (Community)	\$ 250,000	Bond/ADA
	RAC ADA Phase 1	\$ 68,000	ADA

# Springfield Park District

## 2021

Centennial Park	Item Cost	Funding Source
Tennis Court Repair (2 Courts. Paving Improvements & Color Coating)	\$ 60,000	Bond
Lincoln Park	Item Cost	Funding Source
Playground Renovation (Community)	\$ 250,000	Bond/ADA
Riverside Park	Item Cost	Funding Source
BMX Parking Lot Paving	\$ 12,272	Lighting & Paving
Stuart Park	Item Cost	Funding Source
Parking Lot Renovation	\$ 15,000	Bond
Dog Park Renovation and Expansion	\$ 125,000	Bond
Washington Park	Item Cost	Funding Source
New roof at Washington Park Pavilion	\$ 6,000	Bond

## 2022

Carpenter Park	Item Cost	Funding Source
RACADA Phase 1	\$ 15,800	ADA
Shelter Renovation (Roof Repair)	\$ 10,000	Bond
Centennial Park	Item Cost	Funding Source
Parking Lot Expansion	\$ 100,000	Bond
RACADA Phase 1	\$ 31,000	Bond
Douglas Park	Item Cost	Funding Source
MacArthur Street Parking Lot Paving	\$ 55,488	Lighting & Paving
Iles Park	Item Cost	Funding Source
Skate Park Construction	\$ 325,000	Bond

# Carpenter Park

2018-2022 Budget Allocation: \$25,800

Concept



Scale: NTS

2018-2022 Budget Allocation: \$346,000

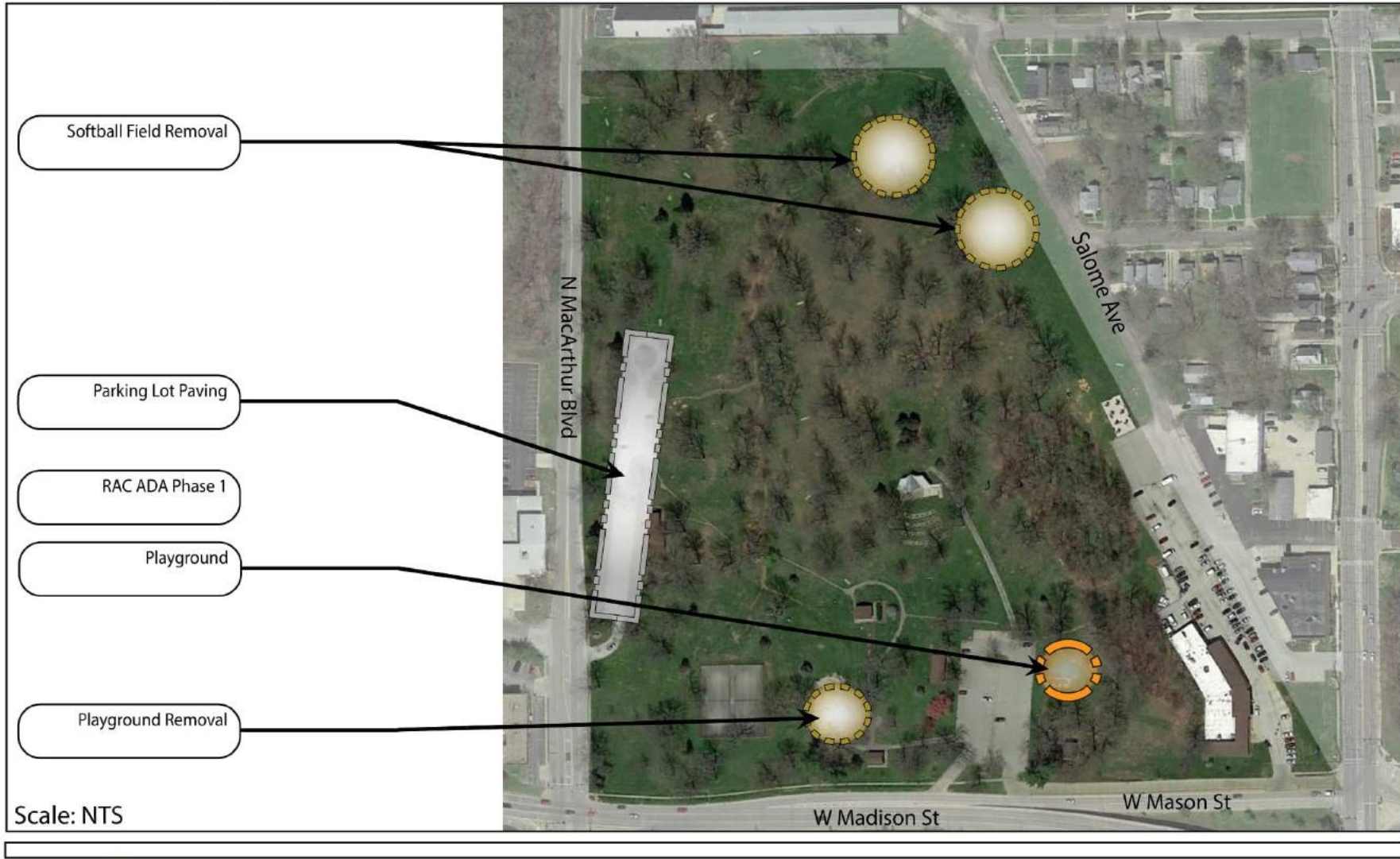
Concept



Douglas Park

2018-2022 Budget Allocation: \$296,000

Concept



2018-2022 Budget Allocation: \$0

Concept





Iles Park

2018-2022 Budget Allocation: \$364,000

Concept



Scale: NTS

2018-2022 Budget Allocation: \$419,000

Concept



Scale: NTS

Riverside Park

2018-2022 Budget Allocation: \$12,300


Concept



Scale: NTS

2018-2022 Budget Allocation: \$5,000

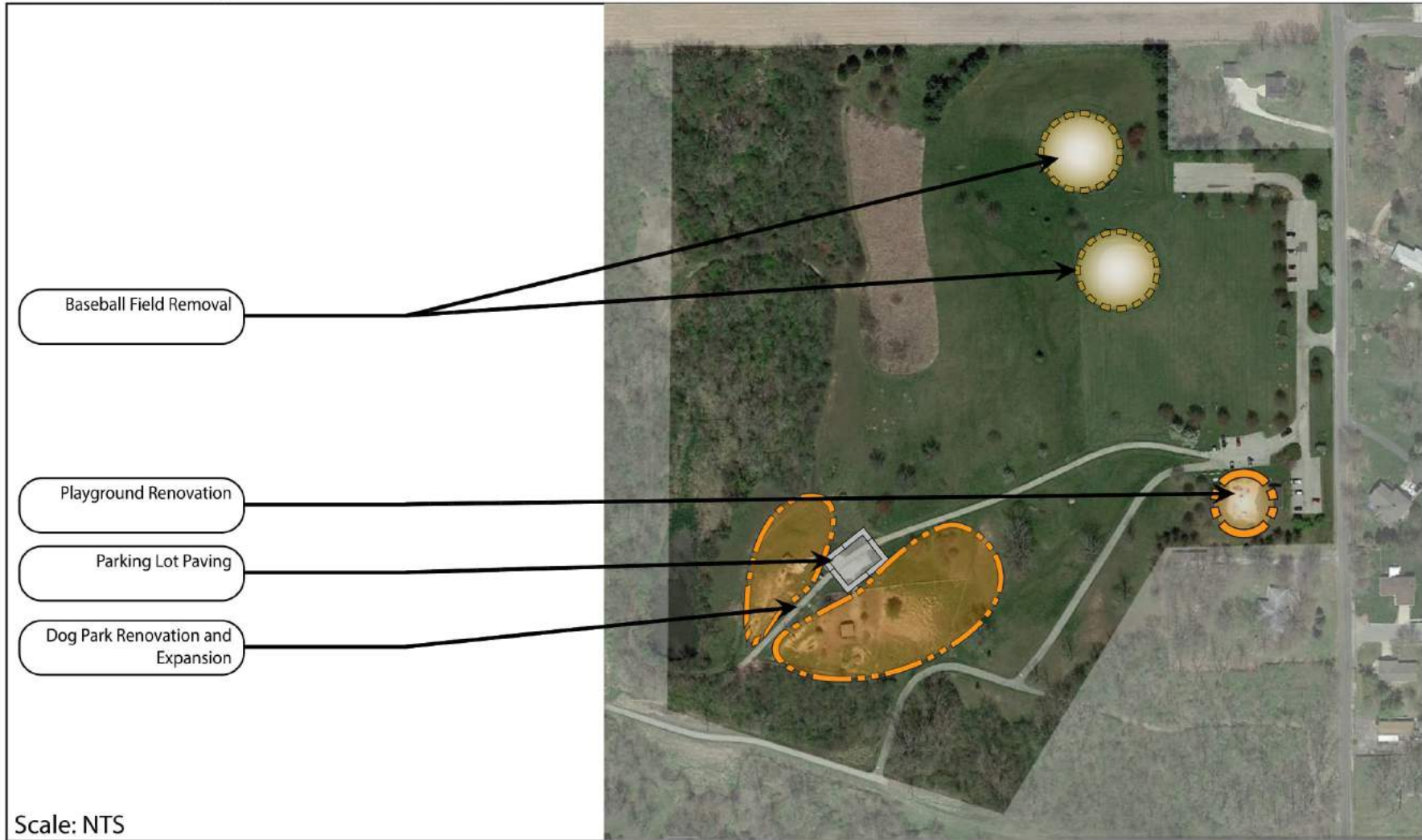
Concept



Stuart Park

2018-2022 Budget Allocation: \$245,000

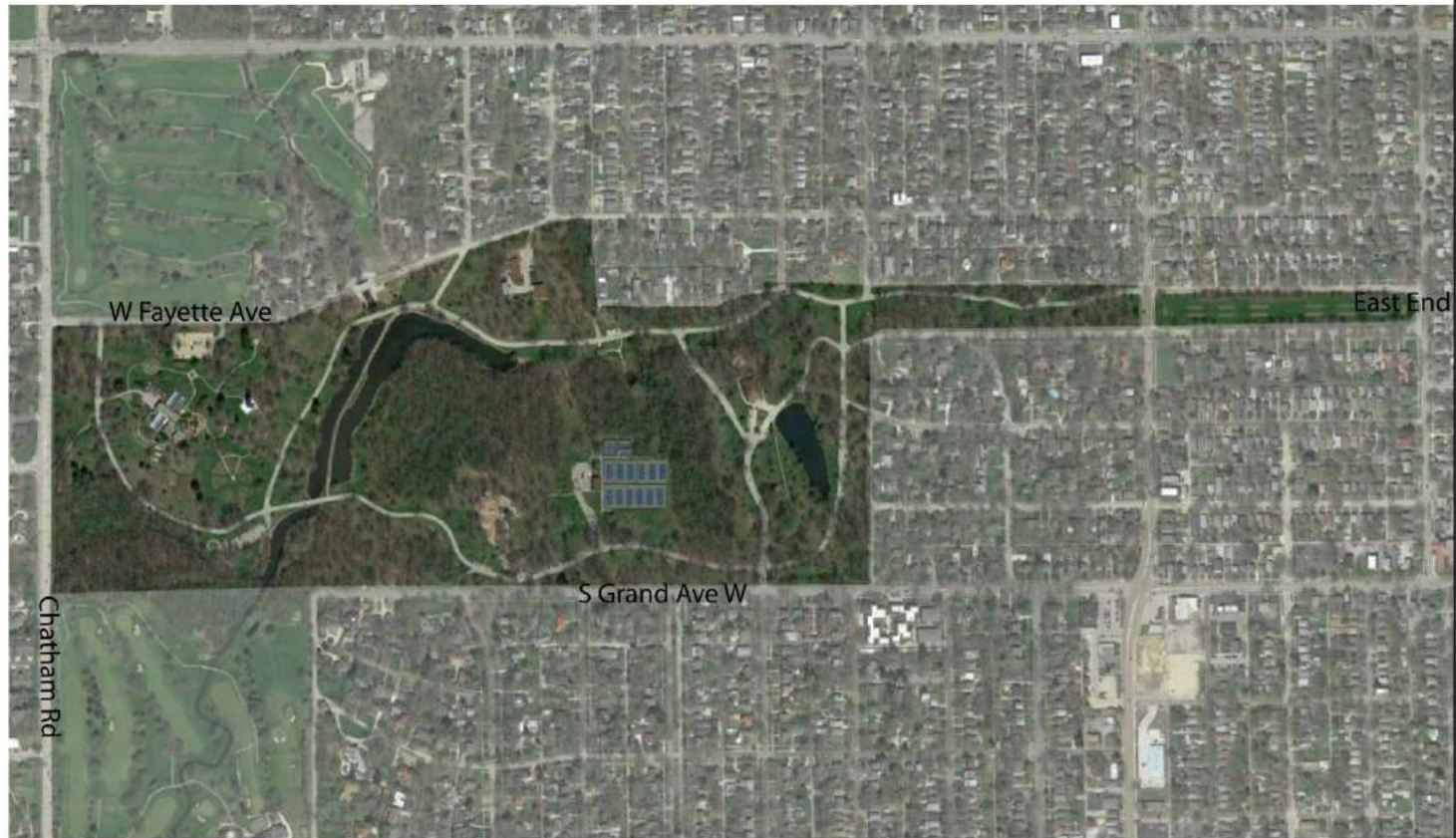
Concept



2018-2022 Budget Allocation: \$361,000

Concept

- RAC ADA Phase I
- Park Pavilion Renovation (New Roof)
- Wedding venue Conversion
- Parking Lot Paving



Scale: NTS

### Special Use

District facilities or land which doesn't fall into the category of standard parks are considered special use. These locations may only perform limited or a single function or purpose such as holding events or specific recreation programs. Access to special use facilities and spaces bring opportunities to the District to individualize these areas and create unique experiences for the community. For the Springfield Park District, special use improvements have been broken down into year of project and funding source.

### 2018

<b>Bunn Golf Course</b>	<b>Item Cost</b>	<b>Funding Source</b>
Bridge Repair #1 & #10	\$ 35,000	Bond
<b>Henson Robinson Zoo</b>	<b>Item Cost</b>	<b>Funding Source</b>
Otter Enclosure Repairs	\$ 15,000	Bond
New PA System for Zoo	\$ 6,000	Bond
Bird of Prey Exhibit Replacement	\$ 30,000	Bond
<b>Nelson Center</b>	<b>Item Cost</b>	<b>Funding Source</b>
Franklin Room Upgrades	\$ 75,000	Bond
Refrigerants Drop In Replacement	\$ 75,000	Bond
<b>Pasfield Golf Course</b>	<b>Item Cost</b>	<b>Funding Source</b>
RACADA Phase 1	\$ 44,000	ADA
<b>Velasco Tennis Center</b>	<b>Item Cost</b>	<b>Funding Source</b>
RACADA Phase 1	\$ 20,300	ADA
<b>Washington Park Botanical Gardens</b>	<b>Item Cost</b>	<b>Funding Source</b>
RACADA Phase 1	\$ 55,700	ADA

# Springfield Park District

## 2019

Henson Robinson Zoo		Item Cost	Funding Source
	Penguin Exhibit	\$ 450,000	Bond
Nelson Center		Item Cost	Funding Source
	Refrigerants Drop In Replacement	\$ 75,000	Bond
Lincoln Greens Golf Course		Item Cost	Funding Source
	RACADA Phase 1&3	\$ 17,000	ADA
Thomas Rees Memorial Carillon		Item Cost	Funding Source
	RACADA Phase 1	\$ 20,000	ADA

## 2020

Henson Robinson Zoo		Item Cost	Funding Source
	RACADA Phase 1	\$ 40,000	ADA

## 2021

Bunn Golf Course		Item Cost	Funding Source
	Golf Course RACADA Phase 1	\$ 34,000	ADA
Henson Robinson Zoo		Item Cost	Funding Source
	RACADA Phase 1	\$ 40,000	ADA
Nelson Center		Item Cost	Funding Source
	Restroom Upgrades	\$ 25,000	Bond/ADA
	Hockey Locker Rooms Upgrades	\$ 75,000	Bond/ADA
	RACADA Phase 1	\$ 73,800	ADA



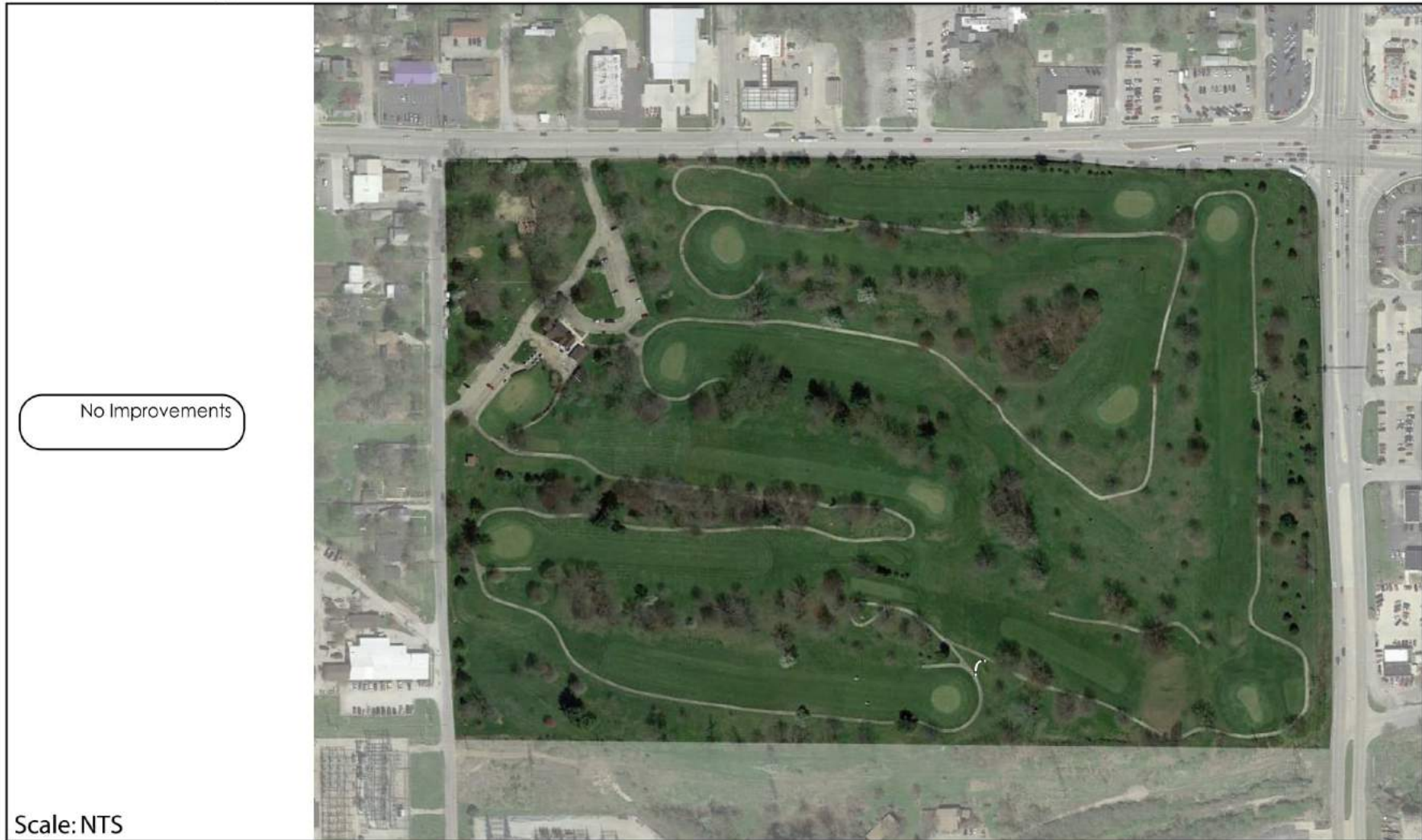
## 2022

Henson Robinson Zoo	Item Cost	Funding Source
RACADA Phase 1	\$ 40,000	ADA
Nelson Center	Item Cost	
Pool Locker Room Upgrades	\$ 75,000	Bond/ADA



2018-2022 Budget Allocation: \$0

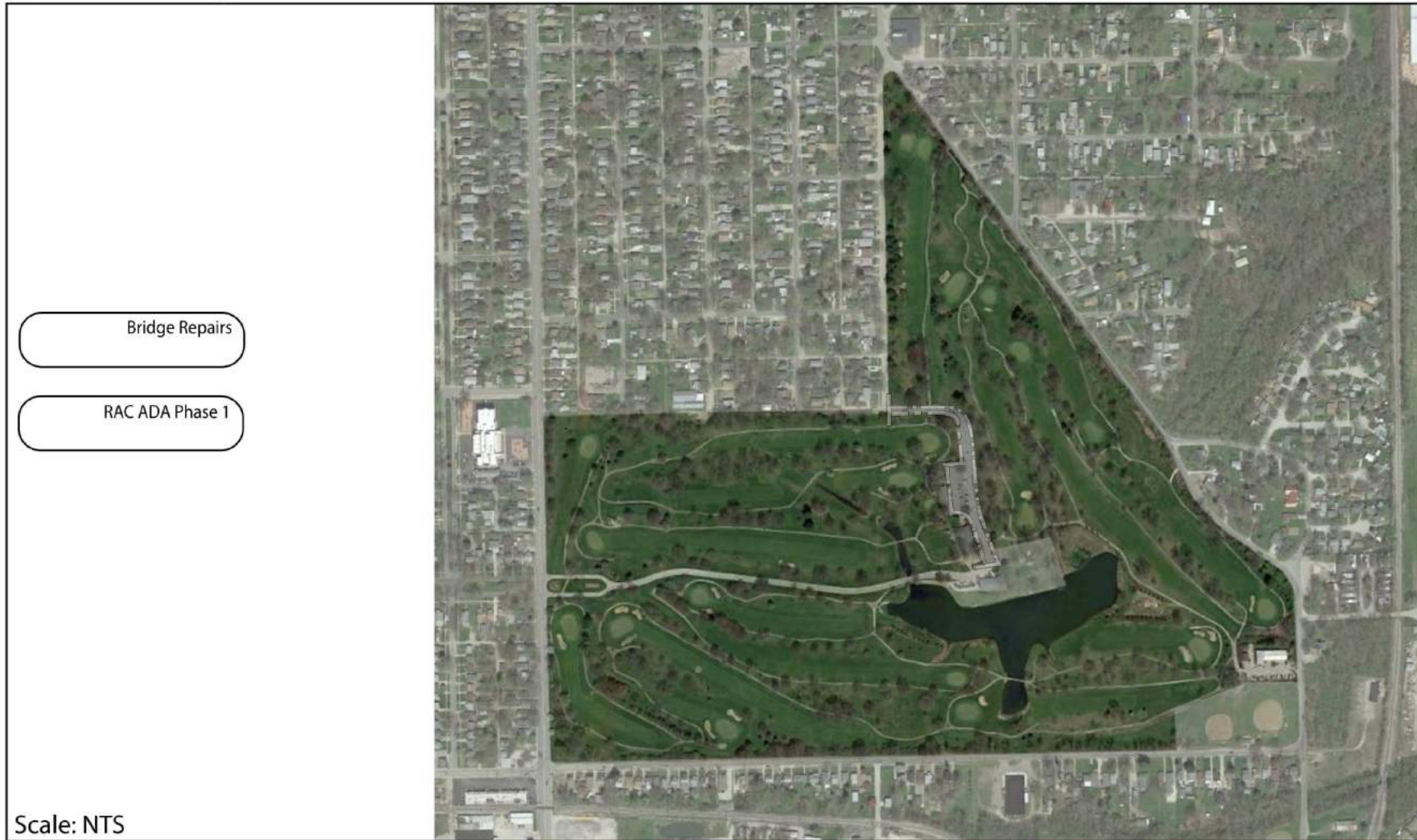
Concept



Bunn Golf Course


2018-2022 Budget Allocation: \$69,000

Concept



2018-2022 Budget Allocation: \$621,000

Concept



# Lincoln Greens Golf Course

2018-2022 Budget Allocation: \$17,000

Concept



2018-2022 Budget Allocation: \$474,000

Concept

- Pool Locker Room Upgrades
- Hockey Locker Rooms Upgrades
- Restrooms Upgrades
- Refrigerant Replacement
- RAC ADA Phase 1

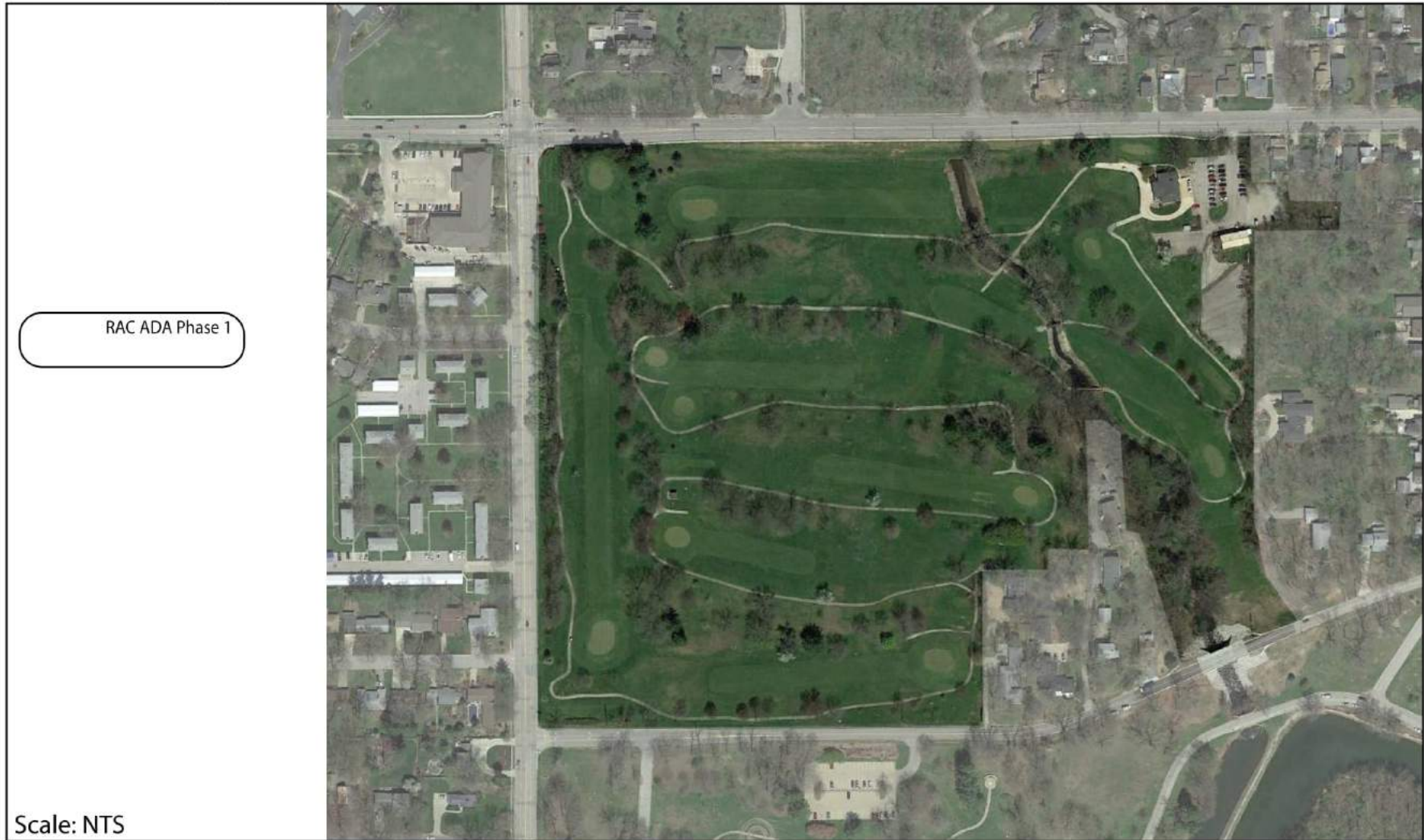


Scale: NTS

Pasfield Golf Course

2018-2022 Budget Allocation: \$44,000

Concept



## FACILITY OPPORTUNITIES

The District has an abundance of parks, trails and open spaces that provide wonderful opportunities for the community to enjoy the outdoor recreation. The District does have a number of indoor facilities with many of them geared to a specific recreation use such as aquatics, music and ice skating just to name a few. These facilities provide a unique touch to the off the beaten path recreation opportunities but also come with significant changes to meet main stream community expatiations.

A general overview of the Springfield Park District Facilities operations was completed and is intended to help the District meet the needs of current and future residents by positioning the Springfield Park District to build on the community's unique parks and recreation assets and to identify new opportunities in planning, funding and operations.

Despite the many offerings, the vast majority of Springfield Park District facilities are operating at a level that requires considerable funding assistance subsidies to support on-going operations. In many cases with other agencies, core facilities are designed and operated as revenue engines. Over extended periods of time during the lifespan of a facility, revenues decrease as operation expenses increase. The investment of capital to address revenue decline is an important factor to keep the facility viable from both a user standpoint as well as a financial one.

A series of key principles should be implemented and evaluated regularly that include:

-The cost recovery rate of the operations of facilities shall not exceed operational expenses with a goal to decrease and possibly eliminate subsidized programs and facilities.

-Facilities should address multi-generational needs.

-Planning should consider accessibility in terms of geographic distribution as well as the affordability of services provided.

-The Springfield Park District should seek access to meeting spaces at schools, churches, and other community assets to supplement District-owned facilities.

-Expansion of existing facilities should be considered over constructing new freestanding structures to maintain operational efficiency.

-Both existing as well as new facilities should consider partnerships with complimentary service providers.

-Program offerings within facilities should meet the Springfield Park District's mission.

-Future design and construction should consider green building standards.

-Enhance Marketing with a goal to attract new visitors, tourists, large employers, minorities, and aging population to all facilities.

-Enhance Technology in key areas such as point of sale (POS), databases, financial reporting and website.



### RECOMMENDATIONS

#### PARTNERSHIPS & COLLABORATION

The Springfield Park District is blessed with a variety of providers that offer additional recreation services throughout the City including the following:

- Springfield YMCA
- Boys and Girls Club of Central Illinois
- Faith based organizations (churches, etc.)
- Springfield Public School District 186
- Private schools
- Lincoln Library, The Public Library of Springfield
- Private providers of dance, fitness, facility rentals and leisure service classes

It does not appear that the District is competing inappropriately with any of these providers, and this assessment identifies opportunities that are not being addressed. This analysis indicates that the District should keep doing what it is doing, and expand programming in core service areas and facilities. It should be acknowledged, however, that the District will never be able to meet all the needs alone, and should encourage and collaborate with alternative providers whenever possible.

#### Objective:

Collaborate and partner to offer residents and visitors better access to indoor recreation facilities and programs.

#### Recommendations:

- Identify and eliminate duplication of services.
- Consider relationships with the alternative providers identified in this plan.
- Facilitate ongoing discussions with the YMCA to ensure that facilities are built with consideration of their services and to discuss the potential for partnering if it is deemed mutually beneficial.
- Consider expanding collaboration with the Public Library for the setting of room rental fees, additional satellite programming and meeting room sites.
- Increase partnerships with local medical and health organizations to increase fitness and health programming opportunities for residents of all ages.

-Strengthen and expand Intergovernmental Agreements (IGAs) with schools for increased use of gym and other multi-purpose spaces. Continue discussions with the school districts for partnership opportunities when new schools are considered or facility renovations are proposed.

-Work with the Springfield Illinois Convention & Visitors Bureau and other organizations to address space for rentals, performing arts, regional or national tournaments, and special events that will act as economic engines for the community.

## HENSON ROBINSON ZOO

The Henson Robinson Zoo is at a critical point in its evolution. In 2011 Henson Robinson Zoo Master Plan was completed and adopted. More recently, the zoo moved a Zookeeper from seasonal to full time, built a new train depot and became an accredited member of the Association of Zoos and Aquariums.

Despite the positives, the Zoo has again budgeted for a large financial deficit in 2017. A loss of over \$650,000 is budgeted for fiscal year 2017. In order to move the Zoo in a positive financial direction and harness the energy and excitement around Zoo improvements, a compelling vision for its future needs to be put forward. The master plan for the Henson Robinson Zoo is the instrument that could accomplish just that, laying out a series of facility and exhibit improvements which will transform the Zoo, establishing it as a regional player in the Zoo industry and making it a must-see destination. The goal would be to attract and re-attract a broader and diverse audience from throughout the area, engaging and immersing guests in unique experiences and guaranteeing them a top-notch visit.

### Objective 1:

Review the master plan for buy-in which takes a long-term look at where the Zoo wants to go with respect to its site, facilities and physical environment.

#### Recommendations:

- Review and update Master Plan timeline and identify realistic and achievable steps of how to get there.
- The Zoo should reflect the community it serves and provide opportunities to take its goals and make them come alive on the site.
- Prioritize improvements for a phased approach for sustainable development of the site. An organizational review of funding, donor interest, collection planning and community priorities.

### Objective 2:

Develop marketing strategies to attract and grow attendance.

#### Recommendations:

- Implement a mix of minor and major improvements over time.
- Increased partnerships and sponsorships.
- Additional special events, traveling exhibits and programs.
- Adopt an animal program.
- Increased awareness in schools. Is every school visiting the Zoo at least once per year?
- Explore additional sources of revenue through "pay-to-play" attractions.
- Review concessions and store offerings.

### Objective 3:

Improved financial stability of the zoo. Seek to operate on a self-sustaining budget.

### Recommendations:

- Increase current tax levy for the museum fund to its maximum to support the zoo operations.
- Increase user fees in all areas to compare to other same/similar zoos.
- Increase zoo membership packages and interest in "adopt an animal" program.
- Increase zoo memberships to attract corporate donors/memberships.
- Increase donor engagement and interest in zoo (i.e. endowments)
- Consider changes in annual operating hours to the public to reduce expenses.

### WASHINGTON PARK BOTANICAL GARDEN

The 20-acre botanical garden is located in the northwest corner of Washington Park next to the Thomas Rees Memorial Carillon. Its 50-foot conservatory dome houses tropical plants from Asia, Africa and South America, while a variety of outdoor gardens feature plants and trees suited to the Springfield area. The formal rose garden, which has over 5,000 plants, is the largest in central Illinois. The Washington Park Botanical Garden hosts special events throughout the year including large Christmas and Easter displays. Educational programs for gardeners, botanists and nature lovers of all ages are also offered.

Botanical gardens are unique among cultural institutions, providing inspiration and education about the quality of life resulting from living in harmony with the earth. They are meant to help people become good stewards of the land and provide a place of beauty and serenity to reconnect with the outdoors. Botanical gardens teach people to be better gardeners and offer educational opportunities.

While the Washington Park Botanical Garden provides a scene of tranquility and beauty, an oasis of nature, within an urban environment, the garden does not come close to financially supporting its operation. Total expenditures far exceed revenues. The District should consider implementing some practices to possibly recover expenses.

### Objective:

Develop marketing strategies to attract and grow attendance.

### Recommendations:

- Implement membership and entry fees for individuals and groups.
- Implement a mix of minor and major improvements over time.
- Considering bringing in traveling sculpture and garden exhibits.
- Increased effort in creating corporate partnerships and sponsorships.
- Identify opportunities for additional special events and programs.
- Increase volunteer opportunities.
- Develop additional formal programs for educators, researchers and environmental professionals. Increased visitation by local schools.

# Springfield Park District

## PRESCHOOL PROGRAMS

The Springfield Park District operates a preschool program at two locations at Washington Park Pavilion and Lincoln Park Pavilion. The philosophy of the preschool program is that every child should be given the best chance to grow and develop intellectually, emotionally, and socially. The program features professional staff directing activities that encourage development of individual interests, refinement of motor skills, and preparation for Kindergarten. The curriculum is based on the Illinois Early Childhood Learning Standards.

The enrollment numbers are declining and the need for two locations seems to be unjustified at this point in the preschool operation. Park District's that operate preschools typically do so for two primary reasons. First, there is a community need not being met by other service providers. Second, the preschool operation is a revenue engine both in the actual preschool environment as well as exposure to the associated youth recreation programming opportunities. The Springfield Park District Preschool Program continues to require considerable financial subsidies to meet financial obligations which should not be the case as some would question whether this type of program is even within the mission of the District.

### Objective:

Establish long-term financial, self-sustaining, stability for the preschool program.

### Recommendations:

- Review user fees.
- Review staffing needs.
- Investigate reducing programming redundancy by eliminating one of the two preschool locations.
- See 'Funshop' Section. Investigate moving all preschool programs to the Funshop.





### THOMAS REES MEMORIAL CARILLON

Located in historic Washington Park, the Rees Carillon is the site of numerous free public concerts, exciting community events and the world-renowned International Carillon Festival held each June. The Springfield Park District built and dedicated the structure in 1962. While the Rees Carillon is one of the world's largest carillons with 67 bells, more importantly, the quality of the bells coupled with the tower's location in Washington Park distinguish the Rees Carillon as one of the world's finest instruments.

Shortly after the dedication of the Carillon, the District established a relationship with the Rees Carillon Society, an independent, not for profit group organized to support to promote the activities of the Rees Carillon Memorial Carillon. The mission of the Rees Carillon Society is to promote the culture, awareness, education, and enjoyment of cast bells through student tours and fundraising and special events, such as Art Spectacular, Carve for the Carillon, Jack-O-Lantern Spectacular, and Caroling at the Carillon.

There is no dispute the Carillon is a unique and outstanding feature that has been a key attraction in Springfield for many years. Unfortunately, despite the efforts of both the Springfield Park District and the Rees Carillon Society, the facility financials continue to be in the red each year. In 2017, the Carillon is budgeted to lose over \$116,000. In order to move the Carillon in a positive financial direction, both groups must evaluate how programs and events are being offered over the next 10 years.

#### **Objective:**

Establish long-term financial stability of the Thomas Rees Memorial Carillon.

#### **Recommendations:**

- Establish new fee based events. Charge a fee for established events.
- Establish private tours and concerts.
- Increase donor engagement and interest in carillon (i.e. endowments).
- Consider changes in operating hours to the public to reduce expenses.

## EISENHOWER AQUATIC CENTER

Eisenhower Aquatic Center offers an indoor heated pool available for year round fun and fitness. Underwater lights and observation windows makes the Eisenhower Aquatic Facility ideal for education and competitive purposes. The Aquatic Center offers a 25 yard six lane multipurpose pool and a separate diving well with two one-meter diving boards. The Eisenhower Pool is the only year-round public pool in the community. It is used by school swim teams for practices and meets as well as by the general public.

While the aquatic center is well used and operates many hours per day, week and year, many of the hours are utilized by the school district. The school use is limiting pool availability for the general public, open swim, lap swim and even swim lessons. The result is nearly a \$324,000 budget deficit in 2017.

The pool is located near Southeast High School, and therefore many users and residents may be confused about the park district's role in owning and operating the facility. Additionally, there were several comments at public meetings regarding a lack of cleanliness at the facility that should be addressed immediately.

### Objective 1:

Establish a short-term action plan to address facility needs with respect to its site, facilities and physical environment.

### Recommendations:

- Hire an aquatics expert to complete a Feasibility Study on an indoor pool for two options that would include the construction of a new indoor pool at another location or renovating the current facility at its present location.
- Review daily and weekly maintenance and cleaning standards for the pool and locker rooms.
- Review marketing strategies.
- Analyze branding and signage.
- Provide more hours for community swimming.

### Objective 2:

Establish long-term financial stability of the Eisenhower Aquatic Center.

### Recommendations:

- Renegotiate and Update Intergovernmental Agreement with the school district with respect to usage and fee structure. Align school usage with fees paid in the future to eliminate deficit.
- Establish new fee based events. Charge a modest fee for established events.
- Complete Facility Energy Assessment. Apply proven methods to increase building and pool energy efficiency, or get specialized guidance for improved methods.

### NELSON CENTER OVERVIEW

The Nelson Center contains two indoor ice rinks, six locker rooms, a multi-purpose room and two concession areas that are open to the public year-round. The Nelson Center houses the only two indoor ice rinks within a 60 mile radius and therefore serves as the home for most ice related programs, events and activities in the area. The Springfield Park District offers a variety of instructional classes and leagues designed to teach children and adults how to ice skate, figure skate, or play hockey. The Nelson Center also reserves weekly open skate time to allow the community to enjoy ice skating. Additionally, the Nelson Center is home to several area hockey leagues and clubs including the Springfield Skating Club.

By their nature, ice arena buildings are large energy users requiring satisfaction of simultaneous heating and refrigeration loads in proximate spaces. Owners of these facilities must continually analyze these buildings and compare their energy usage to other similar facilities.

Despite being the only ice house within an hour drive, the Nelson Center is still budgeted to lose more than \$380,000 in 2017.

### Objective 1:

Establish long-term financial stability of the Nelson Center.

### Recommendations:

- Complete Facility Energy Assessment. Apply proven methods to increase building and pool energy efficiency, or get specialized guidance for improved methods.
- Review and Adjust Staffing and Management Structure.
- Review existing concessions operations.
- Review operating and programmed hours. Maximize revenues based on the high use demand.
- Review fee structure. Benchmark other like facilities and adjust revenue/expenses based on research.

### Objective 2:

Complete a facility master plan for phased capital improvements.

### Recommendations:

- Improve parking.
- Improve concessions.
- Improve facility entrance.
- Renovate Franklin Room.
- Improve/Replace existing lockers.

# Springfield Park District

## FUNSHOP

Funshop was established in 1976 and is an interactive early childhood education program for parents and children together. What clearly makes Funshop unique is the parent involvement component and early entry age. The program serves children 16 months to five years. Funshop mentors parents with the powers and skills they need to help their child grow in their love for learning and for life. A wonderful hour in a wonderful place.

Funshop is located adjacent to the Nelson Center in Lincoln Park. Programs are offered to residents and non-residents on a quarterly (13 week) basis. Currently, it costs a child \$95/quarterly, which equates to approximately \$7.30/week. This is extremely reasonable compared to other programs and events available to Springfield families. However, this might also explain why the operation is not self-sustaining and is budgeted to lose more than \$92,000 in 2017.

### Objective:

Establish long-term financial stability of for Funshop.

### Recommendations:

- Review current hours of operation. Open facility on weekends.
- Explore options for additional programs and special events.
- Develop succession plan for current staffing.
- Review marketing strategies to fill the Funshop with continuous use.
- See 'Preschool Programs' section. Investigate moving all preschool programs to Funshop.





### ERIN'S PAVILION

The Park District's newest addition, opened its doors in May of 2010 as a fully accessible multi-use facility. It is the welcome and visitors center for Southwind Park. Erin's Pavilion is a 15,000 square foot indoor building which facilitates recreational, interpretive and educational programs, services and special events. It has quickly become Springfield's newest premiere rental facility for weddings, banquets, social galas, business meetings and expos. It has been built with environmentally conscious features with sustainability at the forefront and has achieved the U.S. Green Building Council's LEED Platinum status.

Since it was built over six years ago, Erin's Pavilion has been in high demand by users. However, despite the demand, the facility continues to fall short financially. In 2017, the facility is budgeted to lose more than \$143,000.

### Objective:

Establish long-term financial stability of for Erin's Pavilion.

### Recommendations:

- Increase rental rates for high demand times.
- Explore options for additional programs and special events.
- Review marketing strategies.



# Springfield Park District

## SPRINGFIELD PARK DISTRICT GOLF COURSES (LINCOLN GREENS, BUNN, PASFIELD AND BERGEN GOLF COURSES)

The Springfield Park District owns and operates four golf courses, two 9-hole and two 18-hole. The courses operate as affordable public golf facilities that serve area golfers, the majority of which are Springfield residents. It is clear that golf is important to the District, and adds value to the District's overall recreation offering. As a whole, the golf facilities are able to generate approximately \$1.26 million in total revenue from golf and clubhouse operations, combined with about \$1.84 million in total operating expenses. As such, the direct income from golf and clubhouse operations is not sufficient to cover the basic day-to-day operating expenses. Unfortunately, this financial condition is common in municipal golf across the U.S., as only about 33% of public agency golf courses can cover all expenses and capital obligations.

The District's golf has declined in performance in recent years, with rapid acceleration in loss of rounds played in the last few years. This decline has occurred for a number of reasons, some of which are not controllable by the District. Factors such as weather, the recent recession, the declining interest in golf and a long term trend of deteriorating course conditions have all contributed to the recent

drop. The type of golf being played is no longer dominated by the serious or even occasional golfer. Those playing golf are beginning to use the courses as a social event. It is clear that the District will have to become more active in addressing the golf trends and innovations.

### Objective 1:

Establish short and long-term financial stability of for Golf operations.

### Recommendations:

- Develop an in-house District golf course recreation master plan committee with a focus to increase use of the courses.
- Embrace and implement new activities that appeal to less traditional golfers, including youth and female golfers. (ie simulators, foot golf, 15-inch cups)
- Review staffing structure.
- Establish a new focus on social golf including special events and non-traditional golf programs.
- Review marketing strategies for both golf and non-golf services.

-Maximize the use of technology, including POS, email, databases, website and financial reporting.

### Objective 2:

If short-term financial stability cannot be attained, begin discussion to close and consolidate golf operations.

### Recommendations:

- Explore alternate use for current golf course properties.

### **OUTDOOR POOLS (NELSON CENTER POOL AND VETERANS MEMORIAL POOL)**

The Nelson Center Pool and the Veterans Memorial Pool are both seasonal outdoor aquatic facilities that are open during the summer months between Memorial Day Weekend and Labor Day weekend. They offer a combination of attractions, including slides, diving boards and kiddie pools. Nelson Center Pool features a full service concession stand and locker rooms. Veterans Memorial Pool lacks a concession stand, but does provide locker rooms that were renovated in recent years.

Both outdoor pools are 40+ years old with outdated infrastructure that does not meet current standards. During a good summer, when the weather is warm and the pools are crowded, it's still a struggle for most community pools to recover the costs of staffing, chemicals, maintenance and repairs with fees and concession sales. The Veterans Memorial Pool and Nelson Center Pool are no different. In 2017, the outdoor pools are budgeted to lose more than \$230,000.

### **Nelson Center Pool**

#### **Objective:**

Establish a direction for financial stability for the Nelson Center Pool.

#### **Recommendations – Nelson Center Pool:**

- Hire an aquatics expert to complete a Feasibility Study on the Nelson Center Pool.
- Review current operating procedures for days with poor weather.
- Explore options for additional programs and special events.

### **Veterans Memorial Pool**

#### **Objective:**

Seek solutions to reduce the financial burden on District.

#### **Recommendations – Veterans Memorial Pool:**

- Hire an aquatics expert to complete a Feasibility Study on the Veterans Memorial Pool.

## Springfield Park District

### OUTDOOR STADIUMS (CHAMBERLAIN & ROBIN ROBERTS)

The Chamberlain Park Stadium & Robin Roberts Stadium are both seasonal outdoor baseball stadiums that have a limited use and very limited overall community value in terms of providing parks and recreation services. They also are not financially self-sufficient and in need of capital improvements to remain operational.

#### Objective 1:

Develop an exit strategy to leave the stadium business.

#### Recommendations:

-Explore the potential for selling or a long term lease arrangement for Robin Roberts stadium.

-Close Chamberlain Park Ballfield, demolish the current facility and seek out a long term land lease or purchase option to an allied organization that needs land for the construction of a community asset in the downtown area.



### CONCLUSION

The Springfield Park District prides itself on being unique. It recognizes that the community it serves enjoys many traditional forms of recreation and also values leisure services that are slightly different in nature. The District has a long history of increasing the quality of life standards in the local community. However, as with all organizations, it must evolve and embrace the changes needed to make it relevant in an ever changing future.

The master plan has been developed to be a wise resource for decision making and provide the understanding for the need to change as the community changes over the course of time. To make meaningful change, the need for cooperation and leadership will be more evident than ever. The community will notice improvements to the current parks and facilities, attention to the details that matter, a continued effort to engage the public on important topics, planning for new recreational opportunities and coming to a consensus on the long term future of facilities.

This page left intentionally blank.





# Appendix

# Springfield Park District

## COMMUNITY SURVEY



February 2016

Dear Springfield Park District Resident:

Over the past 100 years the Springfield Park District has provided valuable and meaningful recreation programs, facilities, parks and service to the Springfield Community. In order to continue to meet the ever changing recreational needs of the community we believe it is important to look towards the future and identify opportunities to add or modify facilities, parks, trails & open spaces as well as recreation programs to support future demographics and lifestyles. We are asking for a few moments of your time to provide us with valuable information that will be used to develop future plans.

Your household was one of a limited number selected at random by an independent research firm (Public Research Group) to receive this survey. The community input collected from this survey will be used to develop a new Comprehensive Park & Recreation Master Plan which will identify parks and recreation needs and help establish priorities for the future development of Springfield Park District facilities, programs and services.

Your response to the enclosed survey is extremely important and will remain confidential. Please return your completed survey in the next 3 weeks in the enclosed postage-paid envelope. If you have any questions, please contact Derek Harms, Executive Director at (217) 544-1751 ext. 1000 or [dharms@springfieldparks.org](mailto:dharms@springfieldparks.org).

**The survey starts on the back of this cover letter.**

Please take this opportunity to let your voice be heard! Your input is critical in setting the future direction of the Springfield Park District.

Sincerely,

Derek Harms, CPRP  
Executive Director

**GENERAL OFFICE**  
Bunn Park  
2500 South Eleventh Street  
Springfield, IL 62703  
[www.springfieldparks.org](http://www.springfieldparks.org)  
phone: (217) 544-1751  
fax: (217) 544-1811

**ADMINISTRATION**  
Derek Harms, CPRP  
Executive Director

Elliott McKinley  
Director of Parks

Lynn Saputo  
Director of Recreation

Stephen H. Flesch  
Director of Finance &  
Administration

**TRUSTEES**  
Leslie A. Sgro  
President

Gray Herndon Noll  
Vice President

Tina Jannazzo  
Grant Hammer  
Robin Schmidt  
Don Evans  
C.J. Metcalf



### Springfield Park District Survey Questionnaire

The Springfield Park District would like your input to help determine park and recreation priorities for our community. Your "household" refers to you and those residing in your home. **This survey will take approximately 10 minutes to complete.** When you are finished, please return your survey in the enclosed postage-paid envelope. All responses to this survey are anonymous and confidential.

- How familiar are you with the Springfield Park District?  
 Familiar  Not familiar
- How would you rate your overall satisfaction with the Springfield Park District?  
 Satisfied  Unsatisfied (Answer #2a)  Not applicable  
2a. If you answered Unsatisfied above, please tell us which area(s) you are displeased with?  
**(Choose all that apply)**  
 Communication  Customer service  Facilities (Buildings)  Fees  
 Parks (Outdoor areas)  Programs  Taxes  Transparency  
 Other (Please specify) \_\_\_\_\_
- Would you agree that the Springfield Park District contributes to your quality of life?  
 Agree  Disagree  No opinion
- How do you learn about the Springfield Park District? **(Choose all that apply)**  
 Conversations with Park District staff  Flyers/posters at Park District facilities  
 Friends and neighbors  Newspaper  
 Park District e-mail newsletters  Park District newsletters  
 Park District program guide  Park District website  
 Promotions at Park District events  Radio  
 School flyers/newsletters  Social media (Facebook, Twitter, Etc.)  
 TV.  Other (Please specify) \_\_\_\_\_
- How would you rate the overall quality of the programs you and members of your household have participated in?  
 Excellent (Needs no improvements)  Good (Needs very few improvements)  
 Fair (Needs improvements)  Poor (Needs many improvements)  
 Don't use/No Opinion
- If you go outside of the Park District for recreational services, why do you find it necessary to do so?  
**(Choose all that apply)**  
 Believed the program might be cancelled  Other providers have better facilities  
 Other providers have better staffing  Our friends go there, so we go there  
 Program was too expensive  Program not offered at a convenient time  
 Transportation was difficult  Other (Please specify) \_\_\_\_\_
- Where else do you or members of your household go for recreation programs and/or services?  
**(Choose all that apply)**  
 Forest preserve  Libraries  Local schools  
 Nearby communities  Private fitness clubs  State parks  
 YMCA  Other (Please specify) \_\_\_\_\_



# 2017-2021 Comprehensive Master Plan

8. Please indicate if YOU or ANY MEMBER of your HOUSEHOLD uses the following program categories. If YES, indicate whether the Springfield Park District meets your needs by circling YES or NO below. If NO, indicate if there is an interest by circling YES or NO below.

Category	Program Examples	USE this TYPE of program?		If YES, Does the District meet your needs?		If NO, do you have an interest?	
		Yes	No	Yes	No	Yes	No
Aquatics	Lap swim, swim lessons, open swim, etc.	Yes	No	Yes	No	Yes	No
Arts & Crafts	Ceramics, photography, drawing, painting, textiles, etc.	Yes	No	Yes	No	Yes	No
Environmental	Gardening, natural landscaping, nature study, nature walks, etc.	Yes	No	Yes	No	Yes	No
Family Programs	Pool parties, and parent/child activities, family nights, etc.	Yes	No	Yes	No	Yes	No
Indoor Fitness	Exercise equipment, free weights, jogging track, aerobics, etc.	Yes	No	Yes	No	Yes	No
Outdoor Fitness	Hiking, running, walking, biking, golf, etc.	Yes	No	Yes	No	Yes	No
Performing Arts	Theater, concerts, ballet, music, plays, etc.	Yes	No	Yes	No	Yes	No
Self-Improvement	Self-defense, home improvement, computer, health, etc.	Yes	No	Yes	No	Yes	No
Social	Dancing, teen clubs, senior club, cards, single adults, single parents, etc.	Yes	No	Yes	No	Yes	No
Special Events	One or two day events, concerts, festivals, shows, etc.	Yes	No	Yes	No	Yes	No

8a. If you indicated that your needs are not being met in any areas above, what specific programs are you looking for? \_\_\_\_\_

9. How would you rate your satisfaction with the Springfield Park District parks?  
 Satisfied     Unsatisfied (Answer #9a)     Not applicable

9a. If you answered Unsatisfied above, please tell us which area(s) you are displeased with?  
 \_\_\_\_\_  
 \_\_\_\_\_

10. How would you rate your satisfaction with the Springfield Park District facilities?  
 Satisfied     Unsatisfied (Answer #10a)     Not applicable

10a. If you answered Unsatisfied above, please tell us which area(s) you are displeased with?  
 \_\_\_\_\_  
 \_\_\_\_\_

11. How often do you or members of your household use the parks, facilities and trails provided by the Springfield Park District by placing an "X" for your responses in the boxes below?

	Daily	Weekly	Monthly	Occasionally	Never
Parks					
Facilities					
Trails					

Survey continues on the next page

12. From the following list, please check ALL the Springfield Park District parks, golf courses, facilities and trails you or members of your household have visited over the past 12 months.

### 12a. Parks

- |  |   |  |
|--|---|--|
| <input type="checkbox"/> Bergen Park (2)               | <input type="checkbox"/> Bunn Park (35)       | <input type="checkbox"/> Carpenter Park (3)      |
| <input type="checkbox"/> Centennial Park (4)           | <input type="checkbox"/> Comer Cox Park (5)   | <input type="checkbox"/> Douglas Park (6)        |
| <input type="checkbox"/> Dreamland Park (7)            | <input type="checkbox"/> Eisenhower Park (8)  | <input type="checkbox"/> Enos Park (9)           |
| <input type="checkbox"/> Fairview Park (10)            | <input type="checkbox"/> Gehmann Park (11)    | <input type="checkbox"/> Gietl Park (12)         |
| <input type="checkbox"/> Gurgens Park (13)             | <input type="checkbox"/> Hobbs Park (14)      | <input type="checkbox"/> Iles Park (15)          |
| <input type="checkbox"/> Indian Hills Park (16)        | <input type="checkbox"/> Jaycee Park (17)     | <input type="checkbox"/> Jefferson Park (18)     |
| <input type="checkbox"/> Kennedy Park (19)             | <input type="checkbox"/> Kiwanis Park (20)    | <input type="checkbox"/> Lake Victoria Park (21) |
| <input type="checkbox"/> Lanphier Park (22)            | <input type="checkbox"/> Lawless Park (1)     | <input type="checkbox"/> Lincoln Greens (23)     |
| <input type="checkbox"/> Lincoln Park (24)             | <input type="checkbox"/> Lindbergh Park (25)  | <input type="checkbox"/> Pat J Cadigan Park (26) |
| <input type="checkbox"/> Riverside Park (27)           | <input type="checkbox"/> Rotary Park (28)     | <input type="checkbox"/> Schlitt Park (29)       |
| <input type="checkbox"/> Southwind Park (41)           | <input type="checkbox"/> Stuart Park (30)     | <input type="checkbox"/> Timberbrooke Park (31)  |
| <input type="checkbox"/> Vredenburg Park (32)          | <input type="checkbox"/> Washington Park (33) | <input type="checkbox"/> Westchester Park (34)   |
| <input type="checkbox"/> None, we do not use the parks |   |  |

### 12b. Golf

- |   |  |
|---|--|
| <input type="checkbox"/> Bergen Golf Course (2a)              | <input type="checkbox"/> Bunn Golf Course (35a)    |
| <input type="checkbox"/> Lincoln Greens Golf Course (23a)     | <input type="checkbox"/> Pasfield Golf Course (36) |
| <input type="checkbox"/> None, we do not use the Golf Courses |  |

### 12c. Facilities

- |   |  |
|---|--|
| <input type="checkbox"/> Eisenhower Indoor Pool (8a)            | <input type="checkbox"/> Nelson Center Outdoor Pool (24a)    |
| <input type="checkbox"/> Veterans Memorial Outdoor Pool (12)    | <input type="checkbox"/> Erin's Pavilion (41a)               |
| <input type="checkbox"/> Henson Robinson Zoo (37)               | <input type="checkbox"/> Nelson Center Ice Rink (24b)        |
| <input type="checkbox"/> Riverside Campground (27)              | <input type="checkbox"/> Thomas Rees Memorial Carillon (33a) |
| <input type="checkbox"/> Washington Park Botanical Garden (33b) | <input type="checkbox"/> Washington Park Tennis Courts (33c) |
| <input type="checkbox"/> Chamberlain Ball Park (40)             | <input type="checkbox"/> Robin Roberts Stadium (22a)         |
| <input type="checkbox"/> None, we do not use the Facilities     |  |

### 12d. Trails

- |   |  |
|---|--|
| <input type="checkbox"/> Bunn to Lost Bridge Trail (43) | <input type="checkbox"/> Interurban Trail (38) |
| <input type="checkbox"/> Lost Bridge Trail (35)         | <input type="checkbox"/> Wabash Trail (39)     |
| <input type="checkbox"/> Sangamon Valley Trail (42)     |  |
| <input type="checkbox"/> None, we do not use the Trails |  |

13. Which do you most often visit from question #12? (Write in Number) \_\_\_\_\_

14. Did any of the following factors prevent you or a household member from visiting a Springfield Park District park, facility or trail? (Choose all that apply)

- |  |  |
|--|--|
| <input type="checkbox"/> Did not feel safe               | <input type="checkbox"/> Did not know where it was located |
| <input type="checkbox"/> Elements have no interest to me | <input type="checkbox"/> Lack of drinking fountains        |
| <input type="checkbox"/> Lack of restrooms               | <input type="checkbox"/> No handicap accessibility         |
| <input type="checkbox"/> Parking                         | <input type="checkbox"/> Poor upkeep                       |
| <input type="checkbox"/> Transportation was difficult    | <input type="checkbox"/> Other (Please specify) _____      |

15. How often do you or members of your household golf at the Springfield Park District courses? (Bergen, Bunn, Lincoln Greens and Pasfield)

- Daily     Weekly     Monthly     Occasionally     Never (Answer #15a)

15a. If never, why? (Choose all that apply)

- |   |   |   |
|---|---|---|
| <input type="checkbox"/> Course not challenging       | <input type="checkbox"/> Course too challenging       | <input type="checkbox"/> Do not play golf |
| <input type="checkbox"/> Not aware the course existed | <input type="checkbox"/> Other recreation interest    | <input type="checkbox"/> Price too high   |
| <input type="checkbox"/> Too difficult to walk        | <input type="checkbox"/> Other (Please specify) _____ |   |

# Springfield Park District

16. Please select the following park amenities that are important for you and your household by circling the number on a scale of 1 to 3, where 3 means "Important" and 1 means "Unimportant". Please select 2 if you and your household have no opinion of that item.

Park Element	Important	Neutral	Unimportant
A Athletic field (Football, Soccer, Cricket, Etc.)	3	2	1
B Band shell	3	2	1
C Baseball/Softball diamond	3	2	1
D Bag toss	3	2	1
E Basketball court	3	2	1
F BMX bike track	3	2	1
G Bocce court	3	2	1
H Botanical garden	3	2	1
I Community garden	3	2	1
J Dog park	3	2	1
K Drinking fountain	3	2	1
L Fishing piers/overlooks	3	2	1
M Fitness work out stations	3	2	1
N Frisbee disc golf course	3	2	1
O Horseshoe pit	3	2	1
P Ice rink	3	2	1
Q Landscaping	3	2	1
R Natural area	3	2	1
S Playground equipment	3	2	1
T Pickleball court	3	2	1
U Picnic area with park shelter	3	2	1
V Restrooms	3	2	1
W Shuffle board	3	2	1
X Sitting area with park benches	3	2	1
Y Skate park	3	2	1
Z Sled hill	3	2	1
AA Splash pad	3	2	1
AB Swimming pool	3	2	1
AC Tennis court	3	2	1
AD Trails (Biking/Hiking/Walking)	3	2	1
AE Volleyball court	3	2	1

17. The Springfield Park District has limited resources to continue to meet your recreational needs. To help us prioritize our future improvements, which THREE of the park elements from the list in Question #16 above are most important to your household? [Please write in the letters below for your 1st, 2nd, and 3rd choice from the Question above, or select NONE.]

1st: \_\_\_\_\_ 2nd: \_\_\_\_\_ 3rd: \_\_\_\_\_ NONE: \_\_\_\_\_

18. Do you feel the Springfield Park District should build and operate a community recreation center in the future?

\_\_\_ Yes (Answer #18a) \_\_\_ No \_\_\_ Don't Know

Survey continues on the next page

- 18a. What indoor recreational spaces would you or someone in your household use in a future community recreation center? (Choose all that apply)

\_\_\_ Arts & crafts room \_\_\_ Batting cages \_\_\_ Dance studio  
 \_\_\_ Fitness/Exercise center \_\_\_ Full size gymnasium \_\_\_ Golf driving range  
 \_\_\_ Indoor athletic fields \_\_\_ Indoor playground \_\_\_ Indoor pool  
 \_\_\_ Multi-media room \_\_\_ Multi-purpose space \_\_\_ Senior center  
 \_\_\_ Space for teens \_\_\_ Teaching kitchen \_\_\_ Walking/jogging track  
 \_\_\_ Weight room \_\_\_ Other (Please specify) \_\_\_\_\_

19. Please rate each of the following Springfield Park District priorities which would be important to you and your household by circling the number on a scale of 1 to 3, where 3 means "Important" and 1 means "Unimportant". Please select 2 if you and your household have no opinion of that item.

	Important	Neutral	Unimportant
Closing existing parks, facilities and programs that no longer have recreation value to the community	3	2	1
Maintaining current parks, facilities & programs	3	2	1
Improving current parks, facilities & programs	3	2	1
Building facilities	3	2	1
Acquiring more land for parks	3	2	1
Ease of accessibility and access	3	2	1

20. Are you aware that the Springfield Park District has its own police department?

\_\_\_ Yes (Answer #20a) \_\_\_ No (Skip to #21)

- 20a. In your past interactions with the Springfield Park District police, how would you rate the overall experience?

\_\_\_ Excellent \_\_\_ Good \_\_\_ Fair \_\_\_ Poor

21. Should the Springfield Park District continue to have its own police department?

\_\_\_ Yes \_\_\_ No

22. How much of a tax increase would you be willing to pay to fund the costs to build, operate and maintain the following by placing an "X" for your responses in the boxes below?

	\$1-5 per month	\$6-10 per month	More than \$10 per month	No more per month	Do not know
Parks					
Facilities					
Trails					

23. How long have you lived within the Springfield Park District area? \_\_\_\_\_ Years

24. Are you Female or Male? \_\_\_ Female \_\_\_ Male

25. Beginning with yourself, what are the ages of those in your household?

\_\_\_ \_\_\_ \_\_\_ \_\_\_ \_\_\_

26. Please make any additional comments that you think would be helpful?

\_\_\_\_\_

Thank you very much for your time and effort. Please return your completed survey in the enclosed stamped envelope in the next three weeks.

### COMMUNITY SURVEY - OPEN ENDED RESPONSES

#### Question 2a. – Other responses when asked to provide reasons for being “Unsatisfied” with the Springfield Park District.

- Baseball fields are in bad shape
- Condition of Lincoln Greens
- Feeling safe while visiting parks
- Fleas or bugs bite
- Golf courses are awful compared to other area cities
- Golf courses need a lot of maintenance, repair and help
- If you don't get a newspaper you don't know when the activities are
- Lincoln Green Golf Course- little upgrading
- Lincoln Greens Golf course- unplayable last year due to drainage problems. Please fix problems
- Maintenance
- More covered areas for parties
- More theatre
- Need drainage- Iles Park
- Nelson and Iles parks have no playground equipment- nothing
- Not adequate wheelchair accessibility on paths in parks and park entrances
- Not enough facilities and programs in her area of Park District near lake
- Parks, especially tennis courts need desperate updates
- Post sign as to closing park and open activities begin
- Refer to ILL Times
- Restrooms need better upkeep
- Treatment of retirees
- Work out gym
- Zoo needs to be eliminated- not clean

#### Question 4. – Other responses when asked “How do you learn about the Springfield Park District”.

- 60 years living here
- At the zoo
- By driving by a location
- Came across parks
- Child works for the Park District
- City of Springfield & Family
- Don't know about SPD
- Driving by parks
- Email
- Family
- Fliers at son's school
- Friends
- Friends
- General knowledge
- General knowledge
- General knowledge- living in Springfield many years
- General knowledge. Has lived in Springfield a long time
- Google
- Having lived in Springfield all of my life
- I don't
- I live right by Gietl Park
- IL Times
- IL Times
- ILL Times
- Illinois Times
- Know PD employee
- Live 2 blocks from Washington Park

## Springfield Park District

- Live near a park
  - Lived here
  - Lived here for 61 years
  - Lived here my whole life
  - Lived in Springfield 30 years
  - Lived in Springfield for 67 years
  - Lives near Washington Park
  - Living next to Washington Park
  - My works union
  - Never hear
  - Not interested
  - Over phone and general knowledge
  - Posters at golf courses
  - Resident for 63 years
  - Riding around looking for parks
  - Run at Lincoln and Washington Parks
  - This survey
  - Trails
  - Using the parks
  - Visit to parks
  - We have lived here for 30+ years
  - Word of mouth
- Question 6 – Other responses when asked “If you go outside of the Park District for recreational services, why do you find it necessary to do so?”**
- Additional nature endeavors- hiking
  - Auburn has better golf courses that Springfield that are less expensive
- Belong to a school
  - Better people
  - Big City different events
  - Camper
  - Change things up
  - Child is too young for many services
  - Convenience
  - Convenience for fitness equipment
  - Depends on the programs
  - Different/ better
  - Do not use these services
  - Don't have fitness program?
  - Don't hear about PD programs
  - Don't know anything about programs
  - Don't use
  - Exercise equipment
  - Exercise equipment at nearby communities. Arts programs, creative classes
  - Fishing
  - Fitness and fitness equipment
  - Fitness center with exercise equipment not offered through Park District
  - Fitness club very reasonable price
  - Fitness equipment. PD doesn't have fitness center
  - For adequate fishing places
  - For bike trails
  - For fitness equipment and fitness training
  - For fitness- nearby communities close to home. Nature endeavors at forest preserves and state parks
  - For fitness workout equipment

## 2017-2021 Comprehensive Master Plan

- For reading
- For reading
- For reading- library services
- For types of programs PD doesn't offer. Aquatics with water therapy classes.
- For variety of different experiences PD does a good job, as well on many levels
- Golf
- Grandkids athletic endeavors at nearby communities
- Have no knowledge of what is available
- Health- YMCA for fitness reasons
- Hiking- more hiking trails
- Hours for swimming are extremely limited
- I do not go elsewhere
- I like camping
- In golf league out of town
- Insurance pays for fitness club facility for health
- Insurance pays for private fitness club usage
- Libraries for reading, local schools
- Local convenience
- More programs for teens
- My family uses free or out of city services
- Nature endeavors
- Near about events before they happen
- Near home
- Need more dog parks & dog runs
- Never used
- Not offered- 5K races, etc
- Not use
- Nothing for senior citizens
- Other golf courses
- Other providers are closer to home. Uses state parks for additional nature pursuits
- Private fitness clubs because SPD doesn't have an indoor rec center with exercise equipment
- Programs not offered
- Programs not offered by Park District
- Reading
- Reading
- Reading
- Reading and nature endeavors at state parks
- Reading and nature pursuits
- Reading, community golf course use
- Reading/ nature endeavors
- Roller skating
- SPD doesn't have the youth sports we want
- Sports for child
- State parks for nature endeavors
- Tennis tournaments traveling team with other Park District, reading
- Therapeutic aquatic classes no offered by PD Pools/ facilities
- To read
- Travel to different state parks for nature endeavors
- Used by people who are rude and hogging especially during holidays
- Variety
- Variety of activities
- Variety of activities
- Variety of different programs
- Variety of different recreation pursuits

## Springfield Park District

- Variety of golf courses
- Variety of services not offered by SPD
- Variety of trails
- Work
- YMCA pool has better accommodations than PD pools for resident's health problems
- Youth soccer

### **Question 7 – Other responses when asked “Where else do you or members of your household go for recreation programs and/or services?”**

- Archery clubs, golf courses
- Belong to campground
- Bike trails
- Commitment outside county
- Convention center
- Country club
- Country club/ Panther creek
- Dance halls- VFW, Eagles
- Don't use
- Federal campgrounds
- For golf course use
- Golf
- Golf Courses
- Golf courses
- Golf courses
- Golf courses in other cities
- Golf courses in surrounding cities
- Gymnastics

- Historic preservation sites (IHPA)- Lincoln's Home, Dana-Thomas house etc.
- Historic sites and Colony West Swim Club
- I do not go elsewhere
- K of C pool
- Lake Carlisle- sailing
- Lake for fishing
- Lake Springfield
- Lakes
- Lincoln Land University- continuing education trips
- Lincoln Memorial Gardens
- Local parks
- Local water park, art association
- My own elliptical and ball at home
- National Parks
- Need more trails
- Oaks Golf Course
- Other city courses
- Other groups/ day trips/ plays and movies
- Other parks in other cities
- Our church programs
- Out of town golf courses
- Parks
- Private Club at Lake Springfield
- Private facilities for various activities
- Racquet club
- Restaurants
- Schools, hotel with pool
- Shopping
- Six flags

- Soccer world
- Spartan Field near Chatham
- Springfield art association
- St. Louis
- State parks for additional nature pursuits. Nearby communities for variety of activities or courses
- State parks nature endeavors
- Stay home
- Suther Championship martial arts
- Taylorville Lake
- The libraries closed all satellite libraries. These were so important to the city population. The main library is not safe to visit at times of day. This is a serious flaw
- Various golf courses
- Visit other areas
- Zoo and Children's Museum in Decatur IL

**Question 8a – Responses when asked to provide specific programs respondents are you looking for if their needs program needs are not being met.**

- Activities- something to do with my son like making things
- Almost all of the above
- Aquatic- Eisenhower indoor pool is appalling. Needs maintenance. Needs a lot of work and modernizing. Outdoor fitness- parks are always so crowded on walking and biking paths as well as other areas, an individual could easily get run over.
- Art classes for \$25 or less, more bike opportunities, weight club options
- Availability- parking difficulty

- Ballroom dance events
- Better care of baseball fields
- Better golf course
- Better instructor in water aerobics. Norma Jean needs to retire. Diane provides a much better workout
- Better lighting on running trails
- Better maintenance on golf courses
- Better or more for kids (arts and crafts). Better park facilities
- Better programs for kids
- Better skate park, better golf course management
- Classes
- Concerts for younger crowd. Another or expanded skateboard parks
- Concerts locally would be nice. A well-kept pool
- Dog park would be nice. I use park for my dog
- Don't hear about events
- Don't know about nature or golf programs
- First night, concerts and shows at Sangamon Auditorium
- Fishing
- Fishing derby for kids
- Free golf for retirees
- Gardening- nature- festivals
- Gardening, golf courses
- Group walks, hikes or biking- on a regular schedule
- Haven't seen any walking/ hiking groups
- Home improvement for beginners
- I don't use the SPD for all the above but can't really say my needs are not met.
- I know nothing about single adults- a get together of different ages would be great- adventure

## Springfield Park District

- I would definitely enjoy more festivals
- I would like more outdoor concerts for young adults
- Ice and pools on our part of town; activities not spread throughout
- Indoor lap pool
- Indoor pool, self-defense for children, crafts
- It is hard to say. I look for what I want, then go do it. Use various city services
- It would be a water exercise class for seniors I could afford
- Just want to walk around park
- Lap swim, self defense
- Lectures
- Less expensive
- Lincoln Greens is like a swamp with very light rain. Golf cart paths were in last year budget, 5 holes as I read in the paper
- Maintenance of existing facilities
- More car shows
- More choices for bike trails
- More concerts, a ceramics class would be great
- More daytime, organized activities
- More exercise classes, fewer cars
- More free programs
- More music festivals- more walking trails- more indoor pools
- More natural surface trails for hiking and biking
- More outdoor concerts, better/ more hiking trails
- More outdoor festivals, yoga classes
- More shows, events, sports, classes, socials
- More special events. More bike paths. Community gardens and food forests or edible landscaping
- Music and area
- Music festivals
- Music theater family oriented only
- Nature photography, dance lessons for singles
- Need better accessibility to trails- signage also
- New resident of Springfield, found that no facilities offers multiple programs
- Non-competitive swim program
- None in parks
- None. I do walk in Washington Park
- Not enough promotion of family programs: special events- usually find out after the fact
- Not enough these types of courses
- Not real sure
- Not sure- could use some more running tracks for outdoor fitness
- Not sure, just interested if available evening
- Not sure. If it exists, not aware when or where
- Only indoor fitness, I am unaware of what is available
- Open libraries for all around city even if this has not been a Park District responsibility
- Outdoor fitness. Walking paths in parks are not connected. Wheelchair cannot cross over where breaks exist in paths. Have to turn around and go back to start of path. South entrance to Centennial Park does not have wheelchair accessibility
- Over 55 age groups
- Pool at Lincoln Park could use some improvements
- Programs for families with children in grade school
- Resident uses Eisenhower indoor pool frequently. Women's locker room is not heated properly. Maintenance factors at this pool need to be addressed. Resident enjoys indoor aquatic use and accessibility but feels major maintenance is necessary.
- Saturday or Sunday options, special needs child/ teen



## 2017-2021 Comprehensive Master Plan

- Soccer, competitive martial arts
- Softball leagues, tournaments, return of SRD programs
- Something the whole family can enjoy
- Swimming with better hours, gym/ fitness with good hours and locations
- The changing rooms need updating at outdoor pools. Pool needs updating
- The pools are in bad shape and over crowded
- There no woods
- Thought theater productions and selections were better in the past
- Typically I use fit club
- Volks Walk- Bike riding, gathering, skiing trail, cross country
- Walking trails
- Walking trails near Lincoln Park
- Wants PD to sponsor more special events- seasonal festivals, concerts in the parks
- We are seniors
- We currently don't use any PD programs buy only because we aren't aware of them
- Wish locker rooms were cleaner and sometimes pool water has been dirty
- Would like more info

### **Question 9a – Responses to “please tell us which area(s) you are displeased with” when “Unsatisfied” was selected in rating satisfaction with Springfield Park District parks.**

- Because of golf courses- drainage issues and other PD's have better courses
- Better care of existing grounds and facilities- ex. Systematic damage by mower of Washington Park grass
- Better pools and golf too expensive
- Buildings are too small. Need a trail on the northwest end of Springfield
- Close the zoo, the Decatur is what we use, much nicer and animal petting zoo. Hate the Peacocks
- Communication- don't really know what's offered- but I'm getting taxed for it
- Costs taxes
- Costs, programming offered, rude staff
- Didn't know about these things offered
- Equipment is not maintained. Park near our home has rusted and broken equipment
- Everything is old and tired, doesn't seem to be much going on
- Free golf for retirees
- Golf courses could be improved. Glad to hear about improvements to Lincoln Greens golf paths
- I am not aware of what the Park District has to offer
- I enjoy the parks, but have not been informed of other programs
- I know of dozens of golfers who took the money to the rail because of the poor quality of Lincoln Greens
- I live near Geitl and our family's complaint is Lake Geitl when it rains. It causes for more mosquitoes

## Springfield Park District

- I would like to see at Lindbergh Park- tennis court a board where you can practice by yourself like at Rotary Park
- Improved/ more skateboard facilities
- Kennedy Park has turned into a swamp for most of the year for the past several years
- Maintenance and security need improvement at many parks. Pro-active management of resident geese populations required- Southwind and Lincoln Greens
- More music and theater
- My only problem with the parks is that the playgrounds don't have any wood chips or anything to fill the holes under swings, slides, etc. They're always full of water
- Need an indoor walking place
- Need an outdoor aquatic center like Bloomington that offers multi slides for older kids and shallow areas for younger kids without having to go to Knights action park
- Need to better distribute resources so all parks are up to acceptable standards, not just Southwind Park
- Nice bike/ walking trail from Catham- but no safe walking/ bike lane on Woodson
- Overall administration by Board of Park District staff. Observe Park District staff driving waste
- Parking is insufficient, especially with large trucks- No Trucks. Speeders bad.
- Parks near lake have no picnic tables- playgrounds etc.
- Plan to go to the parks this summer. Didn't realize they offered so much
- Police alert stations have been inoperable at Southwind Park for months now
- Poor restroom maintenance/ facilities
- Porta pottys need to be replaced with permanent restrooms
- Rose garden- golf courses
- Skate Park is old, not maintained, no water fountain or shade. Golf courses not well maintained
- There is no advertising to tell me what you offer. Specifically I'd like something mailed to my home each season.
- There really isn't enough to do, where are they programs?
- Times of availability, programs
- Too much car traffic in parks- not enough nature. Not enough part activities outside of the park- stop putting building in the grass areas
- Trash, uncut grass, concrete sidewalks broken, people sleeping in cars in park overnight
- Upset with what has been done to Washington Park. No longer able to get around being handicap- no accessibility.
- Washington Park needs to be better maintained. Lagoon is filthy. Many parks have porta pottys and need regular restrooms. Springfield PD desperately needs another dog park
- Weeds around trees in Lincoln Park. Overall the park does not look as good as other parks

### **Question 10a – Responses to “please tell us which area(s) you are displeased with” when “Unsatisfied” was selected in rating satisfaction with Springfield Park District facilities.**

- Bathrooms are a bit dubious
- Best facilities on far west side- not enough green space. Trees not replaced- too many things like frisbee golf/ track in green space
- Better police
- Better pools and golf too expensive

## 2017-2021 Comprehensive Master Plan

- Better restrooms
- Centennial Park- needs bathroom facilities year round
- Clean up dog messes- post sign- owners responsible
- Dog Park
- Golf
- Gym could be updated
- I am not aware of other facilities besides parks
- I use mainly Washington Park and occasional public golf course
- I'm not well enough informed. More publicity of what is offered would be helpful
- It depends on the park. Some locations get much more attention than others
- Lincoln Greens could make money with cart paths and improved drainage
- Lincoln Park tennis courts
- Locker rooms for Nelson Center Pool are dirty and run down
- Many are falling into disrepair, very dark and dated
- Many facilities are not located in area of Springfield near her home
- Many need upgrading. Not very modern
- More bathroom access is needed and the current facilities need updated. Some older covered pavilions need updated and so do the picnic tables and outdoor grills
- More bathrooms around the parks
- My family started playing outdoor tennis this past summer. We tried 3 courts- Rotary, Centennial and Washington Parks. Rotary and Centennial both need resurfacing, Washington is fantastic
- Need cleaned more often
- Need more playground equipment in Gehrman Park on 2nd
- Need to be updated. Fees are too much
- Nelson is undeveloped. It needs 2 slides and a shallow pool with mushrooms added to be well developed. There's no pool facility on the South side of Springfield. Why?
- Not a lot of facilities and again, what there is tends to be old and tired
- Old buildings need updating
- Park near our home is run down and has no bathroom facilities
- Restroom cleanliness
- Restrooms
- Satisfied except for pools
- Southwind building too small
- Southwind is favorite to walk- feels secure is lighted and staffed. Has indoor and outdoor bathrooms. Landscaped
- Tennis courts are in bad shape, even ones resurfaced at Washington Park continues to be a problem
- The bathrooms at Geitl Park are horrible and unsafe. Could take better care of baseball facility at Southeast HS
- The bathrooms in Washington or any park
- The ice rink is good. Pools = gross locker rooms and just don't feel safe
- The Nelson Center needs updating. The rubber flooring in Rink 1 is bubbling up- it's a hazard
- There aren't any facilities nearby
- Trucks and talking on cell phones. Very unprofessional conduct. Recent stories regarding police very troubling
- Upkeep of parks is poor
- Water is very cold for classes on M-W-F
- We marked 'not applicable' because we are not aware of all programs offered by Park District- poor communication
- With some parks such as Southwind we are satisfied. Others- Washington, Iles, Lincoln no so much

## Springfield Park District

### **Question 14 – Other responses when asked the “factors prevent(ing) you or a household member from visiting a Springfield Park District park, facility or trail”.**

- After storms- many limbs across interurban trail
- Age
- Age at 75
- Been busy with other things
- Chamberlain needs better access
- Did not know about these
- Don't know about all of them
- Drinking fountains not working
- Facility or park not in my neighborhood
- Had an experience I will never forget. Son was almost kidnapped at Washington Park. Thank goodness I did not follow the one way road and cut off the man. The park police handled it poorly and said they could not arrest
- Hours for swimming
- I had not heard of some of these
- I'm busy, also go dancing instead
- Lack of free time
- Lack of facilities and park amenities in some areas of Springfield
- Leg issues prevent resident from using parks, facilities and trails like he used to
- More benches
- Need a drinking fountain at Centennial
- No fish- Dreamland
- Not convenient
- Older
- Older

- Older- no longer uses parks and PD programs
- Older senior citizen
- Other interests and convenience
- Our youngest is older
- Plan to visit them all but some smaller ones may not. Like to walk
- Too old
- Unmaintained equipment, facilities, better restrooms.
- Weather
- Will look for info this summer
- Wish there was more enforcement of traffic. Closing in Washington Park
- Work- not a lot of spare time

### **Question 15a – Other responses why when answer was “Never”, when asked “How often do you or members of your household golf at the Springfield Park District courses?”.**

- Advanced age
- Age
- Condition usually poor, last year had membership at Piper Glen
- Don't have time
- Don't play
- Getting to old
- Haven't golfed in 40 years
- Health, rude people
- No one to golf with
- Not playing as much. May later
- Older
- Play at private club
- Season pass golfer, do not feel that Lincoln Greens should be

- included with Bunn, Pasfield and Bergen
- Turf conditions at times

### **Question 18a – Other responses when asked “What indoor recreational spaces would you or someone in your household use in a future community recreation center?”**

- Deep water heated therapy pool
- Educational room for kids with activities while parents are working out, taking classes, etc.
- Family reunion
- Indoor dog park
- Indoor tennis courts
- Large wood floor for ballroom dancing
- Pickleball courts
- Please take a look at youth activity park Daudenne, MO
- Pool
- Racquetball Courts
- Roller skating
- Skate park
- Tennis courts

### **Question 26 – Responses to a request for “additional comments”.**

- Resident would like to see SP offer pottery and painting classes
- A new skate park, designed for experienced skaters, with lights and water would be my ideal improvement for Springfield parks
- Accommodations for disabled people are a high priority. A dog park also high priority
- Again, we use Washington Park daily and love the times traffic is closed off but there’s never enforcement for the jerks who move/ ignore blockers signs. Could you also have webpage or spot weekly in IL Times with activities offered weekly in parks. Movies in parks, crafts, etc.
- Age no longer permits resident to utilize many Park District facilities and services
- An indoor golf driving range would be wonderful
- As with most surveys, the questions don’t reflect the complexity of the issues involved in these decisions. Will there be public hearings that are well advertised?
- Back off with improvements to golf courses. Improve and make enhancements to parks instead. Definite needs is another dog park. Springfield needs more bike, hiking and walking trails. Washington Park lagoon is filthy. Springfield needs to modernize and build new facilities. Zoo needs updating. Springfield needs more green space.
- Better maintenance of some of the trails
- Bring more live music to the parks. Sponsor educational activities for kids such as nature learning class work, learning about animals, culture etc. So when kids leave the parks and Park District facilities, they feel they’ve learned something.
- Definitely not on property tax bill. Add to cable bill or CWLP so that more folks than homeowners pay.
- Disband the police department and contract. SPD having a police department is a waste of money
- Do not raise taxes to improve anything in Park District. N tax increases whatsoever
- Don’t use any of it
- Eventually, as money permits, replace Robin Roberts Stadium.

## Springfield Park District

There is talk about discontinuing the Thanksgiving Breakfast and festivities at Lincoln Park. Good community event, please do not stop this.

- Feels no need for indoor community rec center as there is too much competition in community with private fitness clubs and other types of rec facilities
- Feels PD should not duplicate any programs that exist within the community. Should not spend money on a dog park. Lincoln Greens Golf Course is in need of maintenance and upgrades. Doesn't know anything about programs offered by PD. Survey was much too long. Indoor/ outdoor family recreation center would be very useful for community.
- Feels SPD should partner with Schools and other agencies to utilize facilities and building for recreational services instead of building new facilities- more cost effective. Safety of parks, trails, golf courses and facilities should be under the jurisdiction of the Springfield Police Department as they are better equipped and trained to provide safety to the community as well as better trained at handling problems.
- Feels Springfield Park District should not have its own police department, should use normal police department. Robin Roberts stadium should be replaced with a new baseball stadium and Robin Roberts should house other sports. Springfield PD needs to think with big city mentality versus small town philosophy. Bring in a minor league team. Feels the SPD should build new facilities and more enhancements to parks and trails, but has concerns of SPD mismanagement of funds.
- Feels strongly PD should be serviced and protected by the Springfield Police Department, not the Springfield Park District Police Department
- Feels Washington Park is a gem. The trails are good. Springfield lacks an outdoor ice rink. SPD could easily flood a couple park areas to create outdoor ice rinks for minimal costs.
- Feels SPD should not have their own police department as they are poorly trained and cost is too high to pay for them. Springfield Police Department could easily secure safety at PD parks and facilities
- Get Park District Board members that are less political bureaucratic and more interested in the needs of the community
- Handicap accessibility to parks is a huge priority for resident as both resident and husband are handicapped. Parks need more accessibility. Like to park outside Washington Park in car and see ducks, lagoon, etc., however PD built a structure and can't see over it into park from parking lot. Handicap accessibility at facilities is also needed
- Henson Robinson Zoo needs a lot of help. Zoo landscape and environment is very poorly maintained. Animals are uninteresting, very few animals. PD could better use their money in other areas other than maintaining the zoo. Rest of PD facilities are great. Zoo is pretty bad and in bad shape, cost is also high for experience.
- High priority for resident that SPD builds a high quality dog park. Also high priority for resident that SPD build a community recreation center with a good size fitness/ exercise center.
- Hurray for the Generations Tree Program (Chuck is great) and hurray for the pre-school
- I always list the Park District as one of the best things about Springfield
- I am 82 years old and do not use the parks now. Thank you for sending survey and wish you good input
- I am a weekly user of Washington Park. The workers do a fabulous

job there and I am very pleased and thankful to have such a nice park very close to my home. Thank you.

- Talk to people at the parks when they are there. 16 years ago I was at Nelson Center Ice Rink on a daily basis because my great granddaughter was 6 and a part of Springfield Skating Club. This took place for approximately 3 years ago. I do not go to parks for any reason and being 80 years old I don't see it happening in the future
- I do not use the parks that often, but I do think they play a good role in our community. I would enjoy a nice YMCA type facility
- I don't feel there is a central facility with programs that serves as a hub of activities
- I don't think it's necessary to increase taxes. I think if you were to focus on maintaining the current parks of need you shouldn't need extra funding. If the plan was to purchase more parks then I can see a need to add more tax, but I don't think we need any more parks
- I enjoy our parks even though I use them less than previously due to age. Very important to us for children and grandchildren.
- I have 4 grandchildren and visit the parks and trails with them often but need more equipment and they need to check it for graffiti
- I have not used any park, trails, etc. for many years. I have paid property taxes for over 60 years, my son does not use any parks
- I love nature and access to parks where I can walk. But I want families with children to have good options for nature and play
- I moved from Nebraska in '76, no other city in IL would I want to live in. Many activities, enjoy Washington and Lindbergh Park, the lake. Lindbergh Park could use more picnic tables, benches at tennis courts. There are people in the neighborhood that would

and could donate time to build these things. We love this area.

- I realize the needs of Park District, what's sad is there is no room for more taxes- we are almost taxation without representation. Thank you
- I specifically bought my house to be near Washington Park. I would like to use the golf courses more often but often the turf is in poor condition by mid-late summer
- I think the PD does an excellent job
- I think to rent one of the pavilions at the parks if you are a city resident you should get a discounted rate
- I think we have nice parks. I like carillon Festival and music in the parks
- I understand the desire to provide more "contemporary" facilities for today's population. I think the use of parks has changed in my life time. I would be in favor of converting existing space, but not at the expense of procuring new space. Anything we convert must be able to revert back to greenspace if the new use goes away in a few years. I'm not sure we need as many parks as we have, but I don't know what to do with the space if we close some parks.
- I use the park for my dog to exercise- so a fenced area would be used a lot
- I wish the day camps in Summer were less expensive for grandchildren
- I would like more info on programs for 4 year olds sports programs/ classes/ groups
- I'd like to support the idea of a bike park with natural surface trails for mountain biking and hiking and cycle cross areas, pump track, new BMX track in open land at Centennial Park
- If I had access to information about what PD offered, I might use or attend some of its events/ programs; like a newsletter by US

## Springfield Park District

mail

- If the PD needs to make budget cuts, the can cut out the Springfield Park District police
- If you could make some of the roads in Washington Park more smooth, that would be great, thanks.
- If you started sending information to my home about park offerings, I might participate more often
- Iles Park has great Pickleball courts but no parking at the Park. The restrooms could use an upgrade, especially when there is a tournament that brings hundreds of players from out of state and it is mudville after each rain. The shelter could use a sink with running water
- I'm 83 and a cancer patient, our activities are limited
- Feels all Springfield residents should be stepping up to the plate in terms of being supportive of tax increases that would help fund costs to build, operate and maintain parks and facilities and paths. Feels SPD demonstrates a lot of strength and should move forward to upgrade parks, facilities and trails and all enhancements and amenities that would modernize their services. Golf courses too.
- Improve Bergen Golf Course. Sometimes slow counter help, almost no merchandise, junky carts, course in poor shape. Great outdoor staff though.
- Improve what we have. No more new parks for now. Reduce vandalism at Geitl Park
- In the summer we use the golf courses a lot with the Girls Golf Camp through the LPGA and Girl Scouts. Fantastic program
- It would be nice if parks could get away from wooded chips
- It's hard to place a dollar amount to apply towards our parks because unfortunately politics will use this money elsewhere and we are stuck with higher taxes and no parks. Once the wasting of tax dollars is under control we will have more faith in our political leaders
- Jefferson Park needs updating- new playground equipment, sidewalks for strollers. Better accessibility to trails is needed. Signage for location of parks, trails etc. Feels a maintenance check should be made daily in the parks for clean park benches, restrooms etc. Feels money spent on SPD police could be better used on other PD needs.
- Just keep Washington Park beautiful. Would like a dog park there.
- Keep trash out
- Keep up the excellent job. Important to maintain all parks and facilities so all members of community, regardless of socioeconomic status can partake of advantages that Park District offers such as parks and outdoor facilities.
- Keep up the good work
- Lack of adequate funding for the Golf Courses has caused loss of play and deterioration of the courses. League play is down and people are tired of the poor condition of courses
- Less loafing of park employees, see it all the time, live by a park
- Let the public know of events before not after
- Let's take care of what we have- especially the parks themselves. Absolutely no police force- it would save a small fortune, also could find a better use for the headquarters building
- Lives in SE corner of City. Feels there should be more parks specifically with walking paths in this area of Springfield. Resident has to go a distance to walk in parks which she frequently does in season.
- Love Southwind Park. Biking and walking trails
- Love Southwind disability friendly playground and services. Wish there were more tables near the playground



## 2017-2021 Comprehensive Master Plan

- Love the water classes at Eisenhower pool but instructor could use improvements
- Maintain what you have. Do not buy more land or build more stuff, which will have to be maintained
- Many parks need restrooms, not porta pottys. They are disgusting and dirty. When resident has grandchildren at the parks, must take them to local gas stations due to lack of restrooms in SPD parks. Specifically, would like to see restrooms at Southwind Park.
- More activities for those with special needs, both physical and developmental would be amazing
- More funding for the zoo and acquisition of additional land to help them expand
- More handicap paths for those who use walker wheelchair
- More police officers are needed in Washington Park. Thank you.
- More regular restrooms needed in the parks instead of porta pottys in some parks.
- More youth programs, more special events, more evening classes & dance classes
- Need more green spaces downtown
- Need to improve the management at Bunn. It is not good. Lincoln Greens management is good- course needs to be better maintained
- Need to open beach house- swim at your own risk.
- Never have seen Park Police while walking at Lincoln or Washington Park. Curious as to what goes on in Central Pavilion by the work at Washington Park. Glad to see so many use the parks- it's important to be outside with nature- physical
- Nice indoor pool like YMCA free to all. Cart path for Lincoln Greens less expensive golf pass for all
- No addition
- Not much help on survey. I use Washington Park to walk and that is it
- Not sure about fund- community rec center- where would all money come from?
- Not sure whether the SPD should have its own police department. Indoor rec center would be ok. However, not in favor of building a huge mega center with way too much in it that would be extremely high cost to build, operate and maintain
- Our grandchildren enjoy the playground at local parks
- Our larger extended family loves our parks. Canada and the south have beautiful gardens, we should to
- Overall happy with parks, with the economy keeping taxes to a minimum is #1 priority for us poor
- Overall I believe the parks here are pretty well cared for. I am always bragging about Washington Park- it's my favorite
- Park District strong and useful organization/ community group
- Park maintenance and improvements and enhancements very important
- Park system is very good. B+ rating
- PD Police could be a little less stringent with speed in parks
- PD should not build a new community rec center as resident feels private fitness clubs and the Y fill that need in the community. There would be too much competition with another facility of this type. Parks need landscape upgrades and better maintenance desperately in some areas.
- Please address Eisenhower indoor pool maintenance needs. Add heat to women's locker room- please fix this issue.
- Please build the recreational center on both ends of town, east and west sides. The kids will have much more to do
- Please continue movie in the park and Easter events

## Springfield Park District

- Please distribute limited resources more evenly rather than one or two facilities
- Please look into drainage issue at Kennedy Park- north east corner
- Police should focus on safety, not tickets for cyclists. More bike trails and more connection among them. Better hours, more efficient use of facilities
- Put professional people in charge of making decisions and get rid of the politicians. I wouldn't play at Bergen golf course again if it was free.
- Rather than constant plans for expansion, District needs to focus on existing facilities. PD board needs to set policy and provide oversight of paid staff thereby avoiding recent abuses/ fraud activities by paid staff. District has focused on expansion/ development and let current infrastructure flounder
- Real estate taxes are exploding. Keep taxes low
- Resident doesn't usually do surveys, however feels this survey was productive and has merit and value. Good job to SPD
- Resident feels many parks in Springfield need enhancements. There is no playground equipment at Iles or Nelson. Resident feels SPD having its own police department is better than having the municipal police patrolling PD as with SPD police, there with constantly be security in the parks.
- Resident feels the PD should not build an indoor recreation center as Springfield is saturated with those types of facilities. Resident feels SPD should build a 150 seat theatre to show films and live plays. Educational programs would be nice. Make sure enhancements justify the costs.
- Resident used to visit Washington Park often being handicapped. Now, unable to use Washington Park as changes have not made it user friendly for people with handicaps
- Respondent is handicapped, so ease of accessibility and access to facilities, parks and activities is of paramount importance
- Riverside Park needs new boat ramp, 24 hour access. More activities at Riverside and Carpenters Park, cut wood permits dead logs
- Safety in parks is an issue. Friend hurt in park while jogging early morning a couple years ago. Better safety protection would be good. Feels it is necessary and valuable for Springfield Park District to have its own police department
- Should have been able to answer question 21, cleanliness of facilities should have been a priority
- Since I live in the North end of Springfield I would like to see updated facilities at Geitl Park as well as Lincoln Park. Geitl needs a new playground badly
- Since I live near Lake Springfield, I use the parks situated by the lake. There are not mentioned
- Since moving here 3 years ago, we have tried many PD opportunities and found them lacking. In our opinion, SPD has tried to maintain too many facilities with often poor results. Although it may not be popular, eliminating some of the smaller parks and infrequently used facilities while improving others would be a wise use of taxpayer money. We are more likely to support SPD growth if we see a wise use of current funding and don't have to go elsewhere to pay for recreational activities. Please consider pairing down and improving a few of the basics that Springfield residents currently use and enjoy before proposing any new ones.
- Some comments were made for my grandchildren they did not get a survey
- Son likes to fish so Madonia Park gets used most. I love the Carillon
- Spend money informing people of programs available. Newspaper

- costs too much, need separate flier
- Springfield has a lack of things for teens in the winter. Indoor activities with low cost options would be favorable. More basketball courts/ bike trails that actually cross the city would allow more to get around safely
- Take care of current facilities. Roberts Stadium is being underutilized. Sand volleyball courts would be great
- Take care of golf courses before doing anything else
- Teaching young people to sail would be helpful. Also teaching rules of using bouts on the lake
- Tennis courts in SPD parks are rundown and in dire need of repair. Cracks exist everywhere in tennis courts, they are temporarily fixed, but temporary repairs do not fix the problems. Platform tennis very important to respondent. Residents partnered with PD and donated money to build platform tennis courts in SPD parks. Successful endeavor between residents and PD.
- Thanks for all you do to keep these services going in our community. I forget how many facilities you manage.
- The police are a big one for us
- The rose garden at Washington Park used to be so beautiful. It looks a little neglected as do all the flower gardens there.
- The YAP offers so much for youth of all ages. Monitored by cameras. No problems. Zero tolerance
- The zoo has lived its time- I recommend an organized, planned closure over the next several years. Decatur and Peoria zoos are better facilities. Consider getting rid of all the exotic animals and create a smaller children's zoo on the property, converting much of it to trails and play areas specifically for children. Make it an "environmental" experience for youngsters, rather than a high-maintenance zoo
- There should not be fees for services or they should be on a sliding scale. We cannot afford to do anything that costs
- Think lot of questions were unimportant at this time in most of Springfield people's lives
- Think overall Park District has done good job with the resources available
- Thinks SPD should continue to have its own police department because the security is right there and available all the time
- Thinks SPD should not have its own police department. Thinks it is a complete waste of money, Safety can be managed by Springfield Police Department at no extra charge. Resident also feels Henson Robinson Zoo should be closed. Poor upkeep of the zoo, not enough elements of interest to warrant cost.
- Thinks the parks are very important. Thinks also that SPD does not need to build an indoor recreation center as there are many community facilities in Springfield that already offer rec. services that would be in a rec center such as fitness/ exercise equipment, gym, indoor pool, multi-purpose rooms
- Thinks the SPD is excellent except for its police department. Thinks the Springfield Police Department has not done its job properly. Many issues with SPD police and security and safety.
- Trail maintenance and athletic field maintenance is a high priority. Enjoys state parks for a variety of nature endeavors and experiences
- Trails are very important to family. Specifically connectivity
- Update Robin Roberts Stadium. Its run down
- Upgrade cart trails on golf courses. Maintain greens on golf courses. Pavilion area at Iles park needs to be maintained better. All parks need walkways to be connected if don't have or non-existent.

## Springfield Park District

- Upgrade of zoo is desperately needed
- Use your current budget more effectively. Close the parks that are underutilized and put those dollars towards improving you main parks
- Used the ice rink when children were young, used tennis courts for many years
- Washington Park is a gem. Improvements to park are excellent and park is a real asset to the community
- Washington Park is where we live so that is the park we spend most time at
- We basically use park for walking but I'm sure families with kids enjoy the parks
- We believe parks with activities are necessary for the health and wellbeing of this community
- We enjoy the golf courses- accessible and reasonably priced. Also use the interurban frequently in summer months
- We have involved our son in the Maple syrup making and leaf recognition programs, both were very much enjoyed
- We have school and YMCA. We do not want to pay out any more money
- We have some really nice park facilities. Some are under used. I am not aware of any Park District newsletters
- We love Carpenter Park. If we could have more canoeing, wildlife talks, etc. that would be fantastic
- We use the Sangamon Valley Trail almost daily. Would like to see Jefferson Park enhanced
- Wheelchair accessibility in parks, along paths, at entrances is a high priority. Maintenance of the paths in the parks needs to be improved for wheel chair efficiency. Make sure all paths in parks are well paved and overall maintenance of paths are well kept.

Resident would be willing to pay \$20 per month to help with costs associated with new pavements in parks. Henson Robinson zoo should be closed and used for some other purpose.

- When my boys were young we used various parks several times a week for picnics, playground. Good recreation option for young families on a budget
- When my children were young we enjoyed the parks a lot. We took our lunch with friends to the park, ice skated, fed the ducks, played wallyball, and my children went to preschool at Lincoln Park. We should continue to keep the programs up but make them more affordable so the average person can afford them.
- Winter-time activities would be appreciated, and more to do on south side of town
- With money tight- I say maintain what is used. If unused are sold-use money for upkeep. I do not think we need another indoor gym
- Would a tax increase be evident
- Would be interested in self-defense classes offered by PD and dance classes. Feels SPD could better spend money on securing safety in other areas other than having their own police department. In Washington Park there are many drop off areas on bridges which are dangerous for children. Extending bridge rails in Washington Park would substantially increase safety. Washington Park is a gem, overall feels PD does a great job
- Would be willing to incur a tax increase of more than \$10 per month to help fund the costs to build and operate a new community recreation center in the future as a priority for Springfield
- Would like more golf courses built by P.D. Would like to see Riverside Park Road repaired. Not in good shape
- Would like to see another splash pad built at Lincoln Park so there is another one to accommodate the north side of town. Feels the

- SPD police department know less about safety needs and PD security issues than the residents. Feels the SPD's safety belongs to the regular Springfield Police Department
- Would like to see collaborative partnership between the SPD and the Parks foundation as there are private dollars that can help pay for funding to build, maintain and operate the parks, facilities and trails. Resident feels that if community members realize there are private dollars available, they would be more like to contribute some amount of tax dollars to maintenance, construction and operation of parks facilities and trails
  - Would like to see construction of Franklin Park executed and completed. Would like to see regular restrooms at golf courses- not just porta pottys. Lincoln greens golf course needs more cart paths. Bocce ball courts in parks are a high priority. Resident would like grills in parks and electrical outlets for community movies sponsored by PD. Concerns over dog park in Franklin park area.
  - Would like to see fire pits in the parks for the winter for people who would like to use parks in winter months
  - Would like to see PD drinking fountains unlocked and operational at all times. Thinks the PD does a phenomenal job. Would encourage the PD to expand its horizons with facilities, trails, rec center to promote growth and meet needs of community in the future.
  - Would like to see some PD enhancements but knows it all comes down to money
  - Would like to see the PD offer a dancing club for seniors. Transportation is a difficulty for resident that prevents him from using PD parks and activities
  - Would like to see the PD offer computer classes on variety of skill levels
- Would like to see the PD sponsor weekly senior activities like card games, bingo, movies etc.
  - Would like to see the walking, biking and hiking trails expanded. Better wheel chair and handicap accessibility in parks. Parks and park amenities and continual improvements important to resident especially family oriented activities. Thinks SPD police are important and useful
  - Would like to use the trails more, but I have seen too many people who made me uneasy. I quit using the Stuart Park Dog Park for the same reason.
  - Would love for SPD to actively seek a softball (all girl) league for the city
  - Would love park to offer classes on scrapbooking
  - Would love to have better markings on the bike trails of exactly what street/ neighborhood is where
  - You see our age! But Bergen Park was my 2nd home. Had golf pass for years. Loved to walk in all parks. Thank you

# Springfield Park District

## ADA TRANSITION PLAN SUMMARY



SPRINGFIELD PARK DISTRICT  
PRELIMINARY TRANSITION PLAN SUMMARY  
January 27, 2016

Summary	Phase				
Site Name	1	2	3	DO	Grand Total
11th and Black Park				\$81,225.00	\$81,225.00
Barker Park	\$9,100.00				\$9,100.00
Bergen Golf Course	\$26,152.50	\$8,408.75	\$700.00		\$35,261.25
Bergen Golf Course (2016)	\$7,515.00				\$7,515.00
Bergen Park				\$15,045.00	\$15,045.00
Bike Trails			\$51,252.50		\$51,252.50
BMX Track	\$22,025.00	\$7,023.76	\$5,180.00		\$34,228.76
Bunn Administrative Offices		\$67,645.00			\$67,645.00
Bunn Golf Course	\$33,251.25	\$11,300.00	\$5,442.50		\$49,993.75
Carpenter Park	\$15,782.50		\$2,380.00		\$18,162.50
Centennial Maintenance			\$12,693.75		\$12,693.75
Centennial Park & Skate Park	\$30,568.75	\$50,656.25	\$5,243.75	\$3,600.00	\$90,068.75
Centennial Park & Skate Park (2016)	\$4,206.25				\$4,206.25
Chamberlain Ball Park	\$43,759.75	\$0.00	\$11,990.00		\$55,749.75
Chamberlain Ball Park (2016)	\$27,506.25				\$27,506.25
Comer Park				\$94,280.00	\$94,280.00
Cox Park	\$19,747.50		\$17,071.00	\$19,306.25	\$56,124.75
Cox Park (2016)	\$4,375.00				\$4,375.00
Cy Young Park				\$27,420.00	\$27,420.00
Douglas Park	\$97,695.75	\$17,241.25		\$98,326.25	\$213,263.25
Douglas Park (2016)	\$2,257.50				\$2,257.50
Dreamland Park	\$15,381.25	\$49,127.50	\$20,136.25		\$84,645.00
Dreamland Park (2016)	\$2,268.75				\$2,268.75
Eastdale Maintenance			\$89,761.25		\$89,761.25



## 2017-2021 Comprehensive Master Plan

Summary	Phase				
Site Name	1	2	3	DO	Grand Total
Eisenhower Aquatic Center		\$36,365.00	\$35,641.25		\$72,006.25
Eisenhower Aquatic Center (2016)	\$0.00				\$0.00
Eisenhower Maintenance			\$29,245.00		\$29,245.00
Eisenhower Park	\$12,027.50	\$57,752.50	\$4,742.50		\$74,522.50
Enos Park	\$48,895.00			\$19,768.75	\$68,663.75
Erin's Pavilion	\$41,793.25				\$41,793.25
Fairview Park	\$37,095.00	\$11,675.00		\$83,518.75	\$132,288.75
Gehrmann Park	\$26,852.75			\$5,598.75	\$32,451.50
Gehrmann Park (2016)	\$14,250.00				\$14,250.00
Gietl Park				\$138,985.00	\$138,985.00
Gurgens Park Nature Preserve				\$1,135.00	\$1,135.00
Henson Robinson Zoo	\$119,545.00				\$119,545.00
Henson Robinson Zoo (2016)	\$2,240.00				\$2,240.00
Henson Robinson Zoo Animal Exhibit Viewing Areas	\$0.00	\$110,176.75			\$110,176.75
Henson Robinson Zoo Animal Exhibit Viewing Areas (2016)	\$57,362.50				\$57,362.50
Hobbs Park				\$129,628.50	\$129,628.50
Iles Park				\$178,310.00	\$178,310.00
Iles Park (2016)	\$7,607.50				\$7,607.50
Indian Hills Park				\$150,656.25	\$150,656.25
Jaycee Park	\$62,772.50	\$39,021.25			\$101,793.75
Jefferson Park	\$29,805.00	\$2,315.00		\$71,843.75	\$103,963.75
Jefferson Park (2016)	\$7,700.00				\$7,700.00
Kennedy Park				\$175,096.25	\$175,096.25
Kiwanis Park	\$23,695.00	\$28,903.75		\$64,140.00	\$116,738.75
Lake Victoria Park	\$3,735.00	\$5,000.00	\$20,412.50		\$29,147.50

# Springfield Park District

Summary	Phase				
Site Name	1	2	3	DO	Grand Total
Lanphier Park				\$60,828.25	\$60,828.25
Lincoln Greens Golf Course	\$16,806.25		\$150.00		\$16,956.25
Lincoln Greens Golf Course (2016)	\$700.00				\$700.00
Lincoln Greens Golf Maintenance			\$49,646.25		\$49,646.25
Lincoln Greens Park				\$27,521.25	\$27,521.25
Lincoln Park	\$67,953.75	\$121,466.25	\$3,111.25		\$192,531.25
Lincoln Park (2016)	\$17,990.00				\$17,990.00
Lincoln Park Fun Shop	\$16,055.00				\$16,055.00
Lincoln Park Maintenance			\$34,501.25		\$34,501.25
Lincoln Park Pavilion	\$65,645.00	\$56,960.00	\$4,742.50		\$127,347.50
Lincoln Park Pavilion (2016)	\$13,422.00				\$13,422.00
Lindbergh Park				\$160,803.75	\$160,803.75
Nelson Center Pool		\$46,632.50	\$20,283.75		\$66,916.25
Nelson Center Pool (2016)	\$3,187.50				\$3,187.50
Nelson Recreation Center	\$73,805.50	\$10,275.00	\$55,941.00		\$140,021.50
Pasfield Golf Course	\$43,945.00	\$3,667.50	\$42,947.50		\$90,560.00
Pasfield Golf Course (2016)	\$9,050.00				\$9,050.00
Patrick Cadigan Park				\$79,808.75	\$79,808.75
Riverside Campground			\$104,705.00		\$104,705.00
Riverside Maintenance			\$36,258.75		\$36,258.75
Riverside Park				\$115.00	\$115.00
Roberts Stadium Clubhouse			\$60,853.75		\$60,853.75
Roberts Stadium Office, Lanphier Park	\$82,171.25	\$6,520.00			\$88,691.25
Robert's Stadium, Lanphier Maintenance			\$61,531.25		\$61,531.25
Roberts Stadium, Lanphier Park	\$39,881.25	\$6,460.00	\$64,412.50		\$110,753.75
Rotary Park	\$21,193.75	\$36,130.00	\$17,637.50	\$2,468.75	\$77,430.00



## 2017-2021 Comprehensive Master Plan

Summary	Phase				
Site Name	1	2	3	DO	Grand Total
Schlitt Park				\$57,347.00	\$57,347.00
Southwinds Park	\$4,900.00				\$4,900.00
Southwinds Park (2016)	\$42,690.00				\$42,690.00
Stuart Park				\$154,866.25	\$154,866.25
Thomas Rees Carillon	\$19,983.75	\$8,955.00			\$28,938.75
Thomas Rees Carillon (2016)	\$1,690.00				\$1,690.00
Timberbrook Park				\$13,515.00	\$13,515.00
Velasco Tennis Complex	\$20,217.50	\$23,852.50	\$1,716.25		\$45,786.25
Veterans Memorial Pool		\$36,775.00	\$14,350.00		\$51,125.00
Vredenburgh Park				\$105,317.50	\$105,317.50
Washington Park	\$16,175.00	\$26,407.50	\$15,981.25		\$58,563.75
Washington Park (2016)	\$9,787.50				\$9,787.50
Washington Park Botanical Gardens	\$55,683.25		\$20,416.25		\$76,099.50
Washington Park Botanical Gardens (2016)	\$10,418.75				\$10,418.75
Washington Park Maintenance			\$136,398.75		\$136,398.75
Washington Park Pavilion	\$68,808.75	\$59,540.00	\$1,855.00		\$130,203.75
Washington Park Pavilion (2016)	\$11,995.75				\$11,995.75
Westchester Park				\$68,728.75	\$68,728.75
<b>Grand Total</b>	<b>\$1,598,625.50</b>	<b>\$946,253.01</b>	<b>\$1,059,332.00</b>	<b>\$2,089,203.75</b>	<b>\$5,693,414.26</b>

# Springfield Park District

## LONG-TERM CAPITAL IMPROVEMENT PLAN & CONCEPTS

The following pages illustrate the long-term Capital Improvement Plans and Recommendations to take place during and after the 0-5 year timeframe shown in Chapter 5.

Location	Item	Cost	Board Importance	GRASP Score	QOS Score	Quadrant	Fund	Timeframe
District Wide	Equipment & Vehicles	\$1,500,000	High	NA	NA	All	Bond	On-going
District Wide	Fire System Upgrade	\$50,000	High	NA	NA	All	Bond	On-going
District Wide	Lighting Upgrades	\$300,000	Medium	NA	NA	All	Lighting & Paving	On-going
District Wide	Park Signs	\$200,000	NA	NA	NA	All	Bond	On-going
District Wide	Fencing	\$300,000	NA	NA	NA	All	Bond	On-going
District Wide	RAC Bike Trails ADA Phase 3	\$52,000	NA	NA	NA	All	ADA	Long Term
District Wide	RAC Maintenance ADA Phase 3	\$132,700	NA	NA	NA	All	ADA	Long Term
District Wide	Recreation Software	\$50,000	Medium	NA	NA	All	Bond	On-going
	<b>District Wide</b>	<b>\$2,584,700</b>	<b>\$0</b>	<b>\$0</b>	<b>\$0</b>	<b>\$0</b>	<b>\$0</b>	<b>\$0</b>
Bergen Park	Playground Removal & Renovation	\$65,000	Medium	8.4	5	SE	Bond/ADA	Short Term
	Parking Lots & Roads Paving	\$74,880	NA	8.4	5	SE	Lighting & Paving	Long Term
	<b>Bergen Park</b>	<b>\$139,880</b>	<b>\$0</b>	<b>\$17</b>	<b>\$10</b>	<b>\$0</b>	<b>\$0</b>	<b>\$0</b>
Bunn Golf Course & Administrative Office	Bridge Repair #1 & #10	\$35,000	High	4.4	8	SE	Bond	Short Term
	North of Park District Offices Paving	\$142,352	NA	4.4	8	SE	Lighting & Paving	Mid Term
	Administrative RAC ADA Phase 2	\$68,000	NA	4.4	8	SE	ADA	Mid Term
	Golf Course RAC ADA Phase 1	\$34,000	NA	4.4	8	SE	ADA	Short Term
	Golf Course RAC ADA Phase 2	\$11,500	NA	4.4	8	SE	ADA	Mid Term
	Golf Course RAC ADA Phase 3	\$5,500	NA	4.4	8	SE	ADA	Long Term
	<b>Bunn Golf Course</b>	<b>\$296,352</b>	<b>\$0</b>	<b>\$26</b>	<b>\$48</b>	<b>\$0</b>	<b>\$0</b>	<b>\$0</b>
Carpenter Park	RAC ADA Phase 1	\$15,800	Low	151	8	NE	ADA	Mid Term
	RAC ADA Phase 3	\$2,400	Low	151	8	NE	ADA	Long Term
	Shelter Renovation (Roof Repair)	\$10,000	Low	151	8	NE	Bond	Mid Term
	<b>Carpenter Park</b>	<b>\$28,200</b>	<b>\$0</b>	<b>\$453</b>	<b>\$24</b>	<b>\$0</b>	<b>\$0</b>	<b>\$0</b>
Centennial Park	Parking Lot Expansion	\$100,000	Medium	151	12	SW	Bond	Short Term
	#1 Dog Park Construction	\$150,000	High	151	12	SW	Bond	Short Term
	Horseshoe Pit Removal	\$5,000	NA	151	12	SW	Bond	Short Term
	Water Service (Drinking Water)	\$50,000	NA	151	12	SW	Bond	Short Term
	Tennis Court Repair (2 Courts with Paving Improvements & Color Coating)	\$60,000	NA	151	12	SW	Bond	Short Term
	RAC ADA Phase 1	\$31,000	NA	151	12	SW	ADA	Mid Term
	RAC ADA Phase 2	\$51,000	NA	151	12	SW	ADA	Mid Term
	RAC ADA Phase 3	\$5,300	NA	151	12	SW	ADA	Long Term
	<b>Centennial Park</b>	<b>\$452,300</b>	<b>\$0</b>	<b>\$1,208</b>	<b>\$96</b>	<b>\$0</b>	<b>\$0</b>	<b>\$0</b>
Chamberlain Park	Removal of Ballfield	\$200,000	Low	11	8	NE	Bond	Short Term
	<b>Chamberlain Park</b>	<b>\$200,000</b>	<b>\$0</b>	<b>\$11</b>	<b>\$8</b>	<b>\$0</b>	<b>\$0</b>	<b>\$0</b>

## 2017-2021 Comprehensive Master Plan

2018	2019	2020	2021	2022	2023	2024	2025	2026	2027+
\$150,000	\$150,000	\$150,000	\$150,000	\$150,000	\$150,000	\$150,000	\$150,000	\$150,000	\$150,000
\$25,000			\$25,000						
		\$100,000		\$100,000		\$100,000			
\$20,000	\$20,000	\$20,000	\$20,000	\$20,000	\$20,000	\$20,000	\$20,000	\$20,000	\$20,000
\$10,000	\$10,000	\$10,000	\$10,000	\$10,000	\$10,000	\$10,000	\$10,000	\$10,000	\$10,000
								\$52,000	
									\$132,700
\$50,000									
\$255,000	\$180,000	\$280,000	\$205,000	\$280,000	\$180,000	\$280,000	\$180,000	\$232,000	\$312,700
				\$65,000					
									\$74,880
\$0	\$0	\$0	\$0	\$65,000	\$0	\$0	\$0	\$0	\$74,880
\$35,000									
						\$142,352			
					\$68,000				
		\$34,000							
							\$11,500		
									\$5,500
\$35,000	\$0	\$0	\$34,000	\$0	\$68,000	\$142,352	\$11,500	\$0	\$5,500
				\$15,800					
									\$2,400
				\$10,000					
\$0	\$0	\$0	\$0	\$25,800	\$0	\$0	\$0	\$0	\$2,400
				\$100,000					
\$150,000									
\$5,000									
					\$50,000				
			\$60,000						
				\$31,000					
							\$51,000		
									\$5,300
\$155,000	\$0	\$0	\$60,000	\$131,000	\$50,000	\$0	\$51,000	\$0	\$5,300
		\$100,000	\$100,000						
\$0	\$0	\$100,000	\$100,000	\$0	\$0	\$0	\$0	\$0	\$0

# Springfield Park District

Location	Item	Cost	Board Importance	GRASP Score	QOS Score	Quadrant	Fund	Timeframe	
Comer Cox Park	Basketball Court Renovation (3 Courts Paving Improvements, Color Coating & New Standards)	\$75,000	High	72	10	NE	Bond	Short Term	
	Tennis Court Repair (2 Courts with Paving Improvements & Color Coating)	\$60,000	Medium	72	10	NE	Bond	Mid Term	
	Playground Removal	\$5,000	Medium	72	10	NE	Bond	Short Term	
	RAC ADA Phase 1	\$19,800	Medium	72	10	NE	ADA	Short Term	
	RAC ADA Phase 3	\$17,100	Medium	72	10	NE	ADA	Long Term	
	<b>Comer Cox Park</b>		<b>\$176,900</b>	<b>\$0</b>	<b>\$360</b>	<b>\$50</b>	<b>\$0</b>	<b>\$0</b>	<b>\$0</b>
Douglas Park	Playground Removal & Renovation	\$125,000	Medium	108	11	NW	Bond/ADA	Short Term	
	Softball Field Removal (Ultimate Frisbee Field)	\$15,000	Low	108	11	NW	Bond	Short Term	
	MacArthur Street Parking Lot Paving	\$55,488	NA	108	11	NW	Lighting & Paving	Mid Term	
	RAC ADA Phase 1	\$100,000	NA	108	11	NW	ADA	Short Term	
	RAC ADA Phase 2	\$17,500	NA	108	11	NW	ADA	Mid Term	
	<b>Douglas Park</b>		<b>\$312,988</b>	<b>\$0</b>	<b>\$540</b>	<b>\$55</b>	<b>\$0</b>	<b>\$0</b>	<b>\$0</b>
Dreamland Park	RAC ADA Phase 1	\$15,500	NA			SW	ADA	Short Term	
	RAC ADA Phase 2	\$49,500	NA			SW	ADA	Mid Term	
	RAC ADA Phase 3	\$20,500	NA			SW	ADA	Long Term	
	Native Seeding	\$20,000	NA			SW	Bond	Mid Term	
	<b>Dreamland Park</b>		<b>\$105,500</b>	<b>\$0</b>	<b>\$0</b>	<b>\$0</b>	<b>\$0</b>	<b>\$0</b>	
Eisenhower Aquatic Center	RAC ADA Phase 2	\$36,500	NA	NA	NA	SE	ADA	Mid Term	
	RAC ADA Phase 3	\$36,000	NA	NA	NA	SE	ADA	Long Term	
	<b>Eisenhower Aquatic Center</b>		<b>\$72,500</b>	<b>\$0</b>	<b>\$0</b>	<b>\$0</b>	<b>\$0</b>	<b>\$0</b>	
Eisenhower Park	Main Parking Lot Paving	\$59,120	NA	44	6	SE	Lighting & Paving	Mid Term	
	Maintenance Garage Parking Lot	\$8,144	NA	44	6	SE	Lighting & Paving	Mid Term	
	RAC ADA Phase 1	\$12,000	NA	44	6	SE	ADA	Short Term	
	RAC ADA Phase 2	\$58,000	NA	44	6	SE	ADA	Mid Term	
	RAC ADA Phase 3	\$4,700	NA	44	6	SE	ADA	Long Term	
	<b>Eisenhower Park</b>		<b>\$141,964</b>	<b>\$0</b>	<b>\$220</b>	<b>\$30</b>	<b>\$0</b>	<b>\$0</b>	<b>\$0</b>
Enos Park	Shelter Renovation (Roof Repair)	\$10,000	NA	28.2	6	NE	Bond	Short Term	
	RAC ADA Phase 1	\$49,000	NA	28.2	6	NE	ADA	Short Term	
	<b>Enos Park</b>		<b>\$59,000</b>	<b>\$0</b>	<b>\$56</b>	<b>\$12</b>	<b>\$0</b>	<b>\$0</b>	
Fairview Park	Baseball Improvements (2 Fields with New Line Fencing, New Dugout Area, Concrete Plaza for ADA Access)	\$75,000	Medium				Bond/ADA	Short Term	
	Baseball Plaza Renovation (Paving)	\$15,000	Medium	43.2	8	NE	ADA	Short Term	
	Parking Lot Expansion	\$50,000	Low	43.2	8	NE	Bond	Mid Term	
	Griffith Street Parking Lot Paving	\$38,832	NA	43.2	8	NE	Lighting & Paving	Mid Term	
	19th Street Parking Lot Paving	\$18,592	NA	43.2	8	NE	Lighting & Paving	Mid Term	
	RAC ADA Phase 1	\$37,100	NA	43.2	8	NE	ADA	Short Term	
	RAC ADA Phase 2	\$11,700	NA	43.2	8	NE	ADA	Mid Term	
	<b>Fairview Park</b>		<b>\$246,224</b>	<b>\$0</b>	<b>\$302</b>	<b>\$56</b>	<b>\$0</b>	<b>\$0</b>	
	Gehrmann Park	RAC ADA Phase 1	\$27,000	NA				ADA	Short Term
	<b>Gehrmann Park</b>		<b>\$27,000</b>	<b>\$0</b>	<b>\$0</b>	<b>\$0</b>	<b>\$0</b>	<b>\$0</b>	



# 2017-2021 Comprehensive Master Plan

2018	2019	2020	2021	2022	2023	2024	2025	2026	2027+
	\$75,000								
								\$60,000	
		\$5,000							
			\$19,800						
									\$17,100
\$0	\$75,000	\$5,000	\$19,800	\$0	\$0	\$0	\$0	\$60,000	\$17,100
\$125,000									
	\$15,000								
				\$55,488					
	\$100,000								
						\$17,500			
\$125,000	\$115,000	\$0	\$0	\$55,488	\$0	\$17,500	\$0	\$0	\$0
				\$15,500					
							\$49,500		
									\$20,500
				\$20,000					
\$0	\$0	\$0	\$0	\$35,500	\$0	\$0	\$49,500	\$0	\$20,500
							\$36,500		
									\$36,000
\$0	\$0	\$0	\$0	\$0	\$0	\$0	\$36,500	\$0	\$36,000
								\$59,120	
								\$8,144	
				\$12,000					
							\$58,000		
									\$4,700
\$0	\$0	\$0	\$0	\$12,000	\$0	\$0	\$58,000	\$67,264	\$4,700
		\$10,000							
									\$49,000
\$0	\$0	\$10,000	\$0	\$0	\$0	\$0	\$0	\$0	\$49,000
									\$75,000
					\$15,000				
					\$50,000				
					\$38,832				
					\$18,592				
		\$37,100							
						\$11,700			
\$0	\$0	\$37,100	\$0	\$75,000	\$122,424	\$11,700	\$0	\$0	\$0
				\$27,000					
\$0	\$0	\$0	\$0	\$27,000	\$0	\$0	\$0	\$0	\$0

# Springfield Park District

Location	Item	Cost	Board Importance	GRASP Score	QOS Score	Quadrant	Fund	Timeframe
Gietl Park	Accessible Walkway Construction	\$60,000	Low	36	10	NE	Bond/ADA	Short Term
	Fitness Stations	\$30,000	Low	36	10	NE	Bond	Short Term
	#2 Veterans Memorial Pool Removal	\$200,000	High	36	10	NE	Bond	Long Term
	#2 Splash Pad Replacement for Veterans Memorial Pool	\$400,000	High	36	10	NE	Bond	Long Term
	Parking Lot Paving	\$26,352	NA	36	10	NE	Lighting & Paving	Short Term
<b>Gietl Park</b>		<b>\$716,352</b>	<b>\$0</b>	<b>\$180</b>	<b>\$50</b>	<b>\$0</b>	<b>\$0</b>	<b>\$0</b>
Hobbs Park	Foxbridge Road Parking Lot Paving	\$27,312	NA	33.6	6	SE	Lighting & Paving	Long Term
	Baseball Fields Removal	\$30,000	NA	33.6	6	SE	Bond	Long Term
	<b>Hobbs Park</b>	<b>\$27,312</b>	<b>\$0</b>	<b>\$34</b>	<b>\$6</b>	<b>\$0</b>	<b>\$0</b>	<b>\$0</b>
H.R. Zoo	Penguin Exhibit	\$450,000	High	9.6	15	SE	Bond	Short Term
	Otter Enclosure Repairs	\$15,000	High	9.6	15	SE	Bond	Short Term
	New PA System for Zoo	\$6,000	Medium	9.6	15	SE	Bond	Short Term
	Bird of Prey Exhibit Replacement	\$30,000	High	9.6	15	SE	Bond	Short Term
	Second Phase Master Plan Improvements (TBD)	\$400,000	Medium	9.6	15	SE	Bond	Mid Term
	Employee Parking Lot Paving	\$15,963	NA	9.6	15	SE	Lighting & Paving	Mid Term
	RAC ADA Phase 1	\$120,000	NA	9.6	15	SE	ADA	Short Term
	RAC ADA Animal Exhibit Viewing Area:	\$111,000	NA	9.6	15	SE	ADA	Mid Term
	<b>H.R. Zoo</b>	<b>\$1,147,963</b>	<b>\$0</b>	<b>\$77</b>	<b>\$120</b>	<b>\$0</b>	<b>\$0</b>	<b>\$0</b>
Iles Park	#4 Skate Park Construction	\$325,000	High	103	9	SE	Bond	Short Term
	Picnic Area with Shelter & Furnishings (Picnic Tables, Litter/ Recycling)	\$100,000	Medium	103	9	SE	Bond	Mid Term
	Oak Street Parking Lot Paving	\$39,136	NA	103	9	SE	Lighting & Paving	Short Term
<b>Iles Park</b>		<b>\$464,136</b>	<b>\$0</b>	<b>\$309</b>	<b>\$27</b>	<b>\$0</b>	<b>\$0</b>	<b>\$0</b>
Indian Hills Park	Tennis Court Conversion (Futsal & Pickleball)	\$60,000	High	19.2	6	NE	Bond	Short Term
	Playground Removal & Renovation	\$125,000	High	19.2	6	NE	Bond/ADA	Mid Term
<b>Indian Hills Park</b>		<b>\$185,000</b>	<b>\$0</b>	<b>\$38</b>	<b>\$12</b>	<b>\$0</b>	<b>\$0</b>	<b>\$0</b>
Jaycee Park	RAC ADA Phase 1 - Pathways	\$61,700	NA	31.2	8	SE	ADA	Short Term
	RAC ADA Phase 1 - Other	\$1,100	NA	31.2	8	SE	ADA	Short Term
	RAC ADA Phase 2 - Pathways	\$18,200	NA	31.2	8	SE	ADA	Mid Term
	RAC ADA Phase 2 - Other	\$21,800	NA	31.2	8	SE	ADA	Mid Term
	Baseball Fields Removal & Soccer Field Construction	\$50,000	NA	31.2	8	SE	ADA	Short Term
	Baseball Improvements (New Line Fencing, New Dugout Area, Concrete Plaza for ADA Access)	\$30,000	NA	31.2	8	SE	Bond/ADA	Long Term
	Basketball Court Repair (Paving Improvements)	\$10,000	NA	31.2	8	SE	Bond	Short Term
	Monroe Parking Lot Paving	\$21,152	NA	31.2	8	SE	Lighting & Paving	Mid Term
	Cressey Road Parking Lot Paving	\$14,512	NA	31.2	8	SE	Lighting & Paving	Mid Term
<b>Jaycee Park</b>		<b>\$228,464</b>	<b>\$0</b>	<b>\$281</b>	<b>\$72</b>	<b>\$0</b>	<b>\$0</b>	<b>\$0</b>
Jefferson Park	Main Parking Lot	\$26,672	NA	28.6	8	SW	Lighting & Paving	Mid Term
	RAC ADA Phase 1	\$30,000	NA	28.6	8	SW	ADA	Short Term
	RAC ADA Phase 2	\$2,400	NA	28.6	8	SW	ADA	Mid Term
<b>Jefferson Park</b>		<b>\$59,072</b>	<b>\$0</b>	<b>\$86</b>	<b>\$24</b>	<b>\$0</b>	<b>\$0</b>	<b>\$0</b>

## 2017-2021 Comprehensive Master Plan

2018	2019	2020	2021	2022	2023	2024	2025	2026	2027+
	\$60,000								
						\$30,000			\$200,000
									\$400,000
	\$26,352								
\$0	\$86,352	\$0	\$0	\$0	\$0	\$30,000	\$0	\$0	\$600,000
									\$27,312
									\$30,000
\$0	\$0	\$0	\$0	\$0	\$0	\$0	\$0	\$0	\$27,312
	\$450,000								
\$15,000									
\$6,000									
\$30,000									
							\$400,000		
							\$15,963		
		\$40,000	\$40,000	\$40,000					
					\$111,000				
\$51,000	\$450,000	\$40,000	\$40,000	\$40,000	\$111,000	\$0	\$415,963	\$0	\$0
					\$325,000				
									\$100,000
		\$39,136							
\$0	\$0	\$39,136	\$0	\$325,000	\$100,000	\$0	\$0	\$0	\$0
									\$60,000
									\$125,000
\$0	\$0	\$0	\$60,000	\$0	\$125,000	\$0	\$0	\$0	\$0
	\$61,700								
	\$1,100								
							\$18,200		
							\$21,800		
									\$50,000
									\$30,000
									\$10,000
									\$21,152
									\$14,512
\$0	\$62,800	\$50,000	\$0	\$0	\$0	\$40,000	\$10,000	\$35,664	\$30,000
									\$26,672
	\$30,000								
									\$2,400
\$0	\$30,000	\$0	\$0	\$0	\$29,072	\$0	\$0	\$0	\$0

# Springfield Park District

Location	Item	Cost	Board Importance	GRASP Score	QOS Score	Quadrant	Fund	Timeframe	
Kennedy Park	Baseball Improvements (New Line Fencing, New Dugout Area, Concrete Plaza for ADA Access)	\$50,000	Low	18	9	NW	Bond/ADA	Long Term	
	Rugby Field	\$25,000	Low	18	9	NW	Bond	Short Term	
	Baseball Field Removal	\$15,000	Low	18	9	NW	Bond	Short Term	
	Playground Renovation	\$125,000	Low	18	9	NW	Bond/ADA	Mid Term	
	Parking Lot Renovation and Expansion	\$90,000	Low	18	9	NW	Bond	Mid Term	
<b>Kennedy Park</b>		<b>\$305,000</b>	<b>\$0</b>	<b>\$90</b>	<b>\$45</b>	<b>\$0</b>	<b>\$0</b>	<b>\$0</b>	
Kiwanis Park	Sports Fields Renovation	\$200,000	Medium	21.6	8	SE	Bond	Short Term	
	RAC ADA Phase 1	\$24,000	NA	21.6	8	SE	ADA	Short Term	
	RAC ADA Phase 2	\$29,000	NA	21.6	8	SE	ADA	Mid Term	
<b>Kiwanis Park</b>		<b>\$253,000</b>	<b>\$0</b>	<b>\$65</b>	<b>\$24</b>	<b>\$0</b>	<b>\$0</b>	<b>\$0</b>	
Lake Victoria Park	RAC ADA Phase 1	\$3,800	NA			SE	ADA	Short Term	
	RAC ADA Phase 2	\$5,000	NA			SE	ADA	Mid Term	
	RAC ADA Phase 3	\$20,500	NA			SE	ADA	Mid Term	
<b>Lake Victoria Park</b>		<b>\$29,300</b>							
Lanphier Park	Basketball Courts Renovation (2 Courts with Repaving only-No color coat)	\$40,000	High	22	8	NE	Bond	Short Term	
	<b>Lanphier Park</b>		<b>\$40,000</b>						
Lawless Park	North Parking Lot Paving	\$13,904	NA	9.9	6	NE	Lighting & Paving	Mid Term	
	South Parking Lot Paving	\$50,384	NA	9.9	6	NE	Lighting & Paving	Mid Term	
<b>Lawless Park</b>		<b>\$64,288</b>							
Lincoln Greens Golf Course	"Top Golf" Entertainment Facility	\$600,000.00	Medium	8.8	10	SE	Bond	Mid Term	
	RAC ADA Phase 1 & Phase 3	\$17,000.00	NA	8.8	10	SE	ADA	Short Term	
	RAC ADA Phase 3 - Maintenance	\$50,000.00	NA	8.8	10	SE	ADA	Mid Term	
<b>Lincoln Greens Golf Course</b>		<b>\$667,000</b>							
Lincoln Greens Park	Tennis Courts & Playground Demolition & Open Space Conversion	\$100,000	Medium	35.2	5	SE	Bond	Short Term	
	<b>Lincoln Greens Park</b>		<b>\$100,000</b>						
Lincoln Park	Parking Lot Renovation and Expansion & Entry Improvements	\$100,000	High	452	11	NW	Bond/ADA	Short Term	
	Playground Removal	\$10,000	NA	452	11	NW	Bond	Short Term	
	Pre-School Building Renovation for Rental Facility	\$200,000	NA	452	11	NW	Bond	Mid Term	
	#3 Playground Renovation (Community)	\$225,000	NA	452	11	NW	Bond/ADA	Short Term	
	RAC ADA Phase 1	\$68,000	NA	452	11	NW	ADA	Short Term	
	RAC ADA Phase 2	\$50,860	NA	452	11	NW	ADA	Mid Term	
	RAC ADA Phase 3	\$3,200	NA	452	11	NW	ADA	Mid Term	
	RAC ADA Phase 1 - Fun Shop	\$16,100	NA	452	11	NW	ADA	Short Term	
	RAC ADA Phase 3 - Maintenance	\$34,500	NA	452	11	NW	ADA	Mid Term	
	RAC ADA Phase 1 - Pavilion	\$65,700	NA	452	11	NW	ADA	Short Term	
	RAC ADA Phase 2 - Pavilion	\$57,000	NA	452	11	NW	ADA	Mid Term	
	RAC ADA Phase 3 - Pavilion	\$4,800	NA	452	11	NW	ADA	Mid Term	
	<b>Lincoln Park</b>		<b>\$835,160</b>						



# 2017-2021 Comprehensive Master Plan

2018	2019	2020	2021	2022	2023	2024	2025	2026	2027+
									\$50,000
		\$25,000							
	\$15,000								
					\$125,000				
								\$90,000	
\$0	\$15,000	\$25,000	\$0	\$0	\$125,000	\$0	\$0	\$90,000	\$50,000
				\$75,000					\$125,000
									\$24,000
									\$29,000
\$24,000	\$0	\$0	\$0	\$75,000	\$0	\$29,000	\$0	\$0	\$125,000
									\$3,800
									\$5,000
\$0	\$3,800	\$0	\$0	\$0	\$5,000	\$0	\$0	\$0	\$20,500
									\$20,500
									\$40,000
\$40,000	\$0	\$0	\$0	\$0	\$0	\$0	\$0	\$0	\$0
									\$13,904
									\$50,384
\$0	\$0	\$0	\$0	\$0	\$0	\$0	\$0	\$64,288	\$0
									\$600,000
									\$17,000
									\$50,000
\$0	\$17,000	\$0	\$0	\$0	\$0	\$600,000	\$0	\$0	\$50,000
									\$100,000
\$100,000	\$0	\$0	\$0	\$0	\$0	\$0	\$0	\$0	\$0
									\$100,000
									\$10,000
									\$200,000
									\$225,000
									\$68,000
									\$50,860
									\$3,200
									\$16,100
									\$34,500
									\$65,700
									\$57,000
\$16,100	\$0	\$403,000	\$0	\$0	\$107,860	\$265,700	\$0	\$34,500	\$8,000



# Springfield Park District

Location	Item	Cost	Board Importance	GRASP Score	QOS Score	Quadrant	Fund	Timeframe	
Nelson Center	Refrigerants Drop In Replacement	\$150,000	High	452	12	NW	Bond	Short Term	
	Restroom Upgrades	\$25,000	High	452	12	NW	Bond/ADA	Short Term	
	RAC ADA Phase 1 - Restrooms	\$19,800	NA	452	12	NW	ADA	Short Term	
	Hockey Locker Rooms Upgrades	\$75,000	High	452	12	NW	Bond/ADA	Short Term	
	RAC ADA Phase 1 - Locker Rooms	\$14,000	NA	452	12	NW	ADA	Short Term	
	Franklin Room Upgrades	\$75,000	High	452	12	NW	Bond	Short Term	
	Replace Wooden Bleachers with Locker Rooms	\$300,000	Medium	452	12	NW	Bond	Mid Term	
	Front Entry/Lobby/Concession Improvements	\$400,000	Low	452	12	NW	Bond	Mid Term	
	RAC ADA Phase 1	\$40,000	NA	452	12	NW	ADA	Short Term	
	RAC ADA Phase 2	\$10,300	NA	452	12	NW	ADA	Mid Term	
	RAC ADA Phase 3	\$56,000	NA	452	12	NW	ADA	Mid Term	
	Pool Locker Room Upgrades	\$75,000	High	452	12	NW	Bond/ADA	Short Term	
	RAC ADA Phase 2 - Pool	\$46,700	NA	452	12	NW	ADA	Short Term	
	RAC ADA Phase 3 - Pool	\$20,300	NA	452	12	NW	ADA	Long Term	
	<b>Nelson Center</b>		<b>\$1,307,100</b>						
	Lindbergh Park	Accessible Walkway Construction	\$100,000	NA	33.6	9	SW	Bond/ADA	Short Term
Fitness Stations		\$30,000	NA	33.6	9	SW	Bond	Short Term	
Baseball Improvements (2. New Line Fencing, New Dugout Area, Concrete Plaza for ADA Access)		\$60,000	NA	33.6	9	SW	Bond/ADA	Mid Term	
Playground Removal & Renovation		\$125,000	NA	33.6	9	SW	Bond/ADA	Mid Term	
<b>Lindbergh Park</b>		<b>\$315,000</b>							
Pasfield Golf Course	RAC ADA Phase 1	\$44,000.00	NA			SW	ADA	Short Term	
	RAC ADA Phase 2	\$3,700.00	NA			SW	ADA	Mid Term	
	RAC ADA Phase 3	\$43,000.00	NA			SW	ADA	Mid Term	
<b>Pasfield Golf Course</b>		<b>\$90,700</b>							
Patrick J. Cadigan Park	Baseball Improvements (New Line Fencing, New Dugout Area, Concrete Plaza for ADA Access)	\$40,000	Low	11	6	SW	Bond	Short Term	
	Bag Toss Courts Construction	\$5,000	NA	11	6	SW	Bond	Mid Term	
	Playground Removal & Renovation	\$125,000	NA	11	6	SW	Bond/ADA	Short Term	
	Plaza with Shelter & Furnishings (Benches, Picnic Tables, Litter/ Recycling, Bike Rack)	\$30,000	NA	11	6	SW	Bond/ADA	Mid Term	
<b>Patrick J. Cadigan Park</b>		<b>\$200,000</b>							
Paul A. Barker Park	Accessible Walkway Construction	\$100,000	Medium	8.8	8	SE	Bond/ADA	Long Term	
	RAC ADA Phase 1	\$9,100	Medium	8.8	8	SE	ADA	Short Term	
	Picnic Area Construction	\$30,000	Medium	8.8	8	SE	Bond/ADA	Long Term	
	Lighting Upgrades	\$75,000	Medium	8.8	8	SE	Lighting & Paving	Long Term	
	Parking Lot Construction	\$60,000	Medium	8.8	8	SE	Lighting & Paving	Long Term	
	Playground with Plaza and Shelter Construction	\$150,000	Medium	8.8	8	SE	Bond/ADA	Long Term	
<b>Paul A. Barker Park</b>		<b>\$424,100</b>							

## 2017-2021 Comprehensive Master Plan

2018	2019	2020	2021	2022	2023	2024	2025	2026	2027+
\$75,000	\$75,000								
			\$25,000						
			\$19,800						
			\$75,000						
			\$14,000						
\$75,000									
								\$300,000	
							\$200,000	\$200,000	
			\$40,000						
					\$10,300				
									\$56,000
				\$75,000					
					\$46,700				
									\$20,300
\$150,000	\$75,000	\$0	\$173,800	\$75,000	\$57,000	\$0	\$200,000	\$500,000	\$76,300
			\$75,000				\$25,000		
			\$20,000				\$10,000		
						\$60,000			
					\$125,000				
\$0	\$0	\$0	\$95,000	\$0	\$125,000	\$60,000	\$35,000	\$0	\$0
\$44,000									
					\$3,700				
									\$43,000
\$44,000	\$0	\$0	\$0	\$0	\$3,700	\$0	\$0	\$0	\$43,000
		\$40,000							
				\$15,000					
							\$125,000		
					\$30,000				
\$0	\$0	\$40,000	\$0	\$45,000	\$0	\$0	\$125,000	\$0	\$0
									\$100,000
		\$9,100							
									\$30,000
									\$75,000
									\$60,000
									\$150,000
\$0	\$0	\$9,100	\$0	\$0	\$0	\$0	\$0	\$0	\$415,000

# Springfield Park District

Location	Item	Cost	Board Importance	GRASP Score	QOS Score	Quadrant	Fund	Timeframe
Riverside Park	BMX Parking Lot Paving	\$12,272	NA	41.8	10	NE	Lighting & Paving	Short Term
	Bridge Connection to Carpenter Park	\$200,000	Low	151	8	NE	Bond	Mid Term
	RAC ADA Phase 1 - BMX	\$22,000	NA	41.8	10	NE	ADA	Short Term
	RAC ADA Phase 2 - BMX	\$7,000	NA	41.8	10	NE	ADA	Long Term
	RAC ADA Phase 3 - BMX	\$5,200	NA	41.8	10	NE	ADA	Long Term
	RAC ADA Phase 3 - Campground	\$105,000	NA	418	10	NE	ADA	Long Term
	RAC ADA Phase 3 - Maintenance	\$36,300	NA	418	10	NE	ADA	Long Term
<b>Riverside Park</b>		<b>\$387,772</b>						
Robin Roberts Stadium	Stadium Parking Lot	\$62,976	NA	N/A	N/A	NE	Lighting & Paving	Long Term
	RAC ADA Phase 3 - Clubhouse	\$60,900	NA	N/A	N/A	NE	ADA	Long Term
	RAC ADA Phase 1 - Office	\$82,200	NA	N/A	N/A	NE	ADA	Short Term
	RAC ADA Phase 2 - Office	\$6,600	NA	N/A	N/A	NE	ADA	Mid Term
	RAC ADA Phase 3 - Maintenance	\$61,600	NA	N/A	N/A	NE	ADA	Long Term
	RAC ADA Phase 1	\$39,900	NA	N/A	N/A	NE	ADA	Short Term
	RAC ADA Phase 2	\$6,500	NA	N/A	N/A	NE	ADA	Mid Term
	RAC ADA Phase 3	\$64,500	NA	N/A	N/A	NE	ADA	Long Term
<b>Robin Roberts Stadium</b>		<b>\$385,176</b>						
Rotary Park	Baseball Improvements (3 Fields with New Line Fencing, New Dugout Area, Concrete Plaza for ADA Access)	\$100,000	High	97.2	11	SW	Bond/ADA	Long Term
	Court Plaza with Furnishings (Benches, Litter/ Recycling, Bike Rack)	\$10,000	High	97.2	11	SW	Bond/ADA	Mid Term
	Field Renovation	\$25,000	High	97.2	11	SW	Bond	Mid Term
	Accessible Walkway Renovation	\$50,000	Medium	97.2	11	SW	Bond/ADA	Mid Term
	Parking Lot Expansion	\$75,000	Medium	97.2	11	SW	Lighting & Paving	Short Term
	Basketball Court Construction	\$25,000	Low	97.2	11	SW	Bond	Mid Term
	Tennis Court Renovation (Multi-Purpose Use)	\$45,000	Low	97.2	11	SW	Bond	Mid Term
	RAC ADA Phase 1	\$21,200	NA	97.2	11	SW	ADA	Short Term
	RAC ADA Phase 2	\$36,200	NA	97.2	11	SW	ADA	Mid Term
	RAC ADA Phase 3	\$17,700	NA	97.2	11	SW	ADA	Mid Term
<b>Rotary Park</b>		<b>\$405,100</b>						
Southwinds Park	RAC ADA Phase 1	\$4,900	NA			SW	ADA	Short Term
<b>Southwinds Park</b>		<b>\$4,900</b>						
Stuart Park	Playground with Plaza and Shelter Construction	\$125,000	Medium	69.6	12	NW	Bond/ADA	Short Term
	Accessible Walkway Construction	\$100,000	Medium	69.6	12	NW	Bond/ADA	Mid Term
	Parking Lot Renovation	\$15,000	Low	69.6	12	NW	Bond	Short Term
	Baseball Fields Removal	\$30,000	Low	69.6	12	NW	Bond	Short Term
	Dog Park Renovation and Expansion	\$75,000	High	69.6	12	NW	Bond	Short Term
<b>Stuart Park</b>		<b>\$345,000</b>						
Thomas Rees Carillon	RAC ADA Phase 1	\$20,000	NA			SW	ADA	Short Term
	RAC ADA Phase 2	\$9,000	NA			SW	ADA	Mid Term
<b>Thomas Rees Carillon</b>		<b>\$29,000</b>						

## 2017-2021 Comprehensive Master Plan

2018	2019	2020	2021	2022	2023	2024	2025	2026	2027+
			\$12,272						
							\$200,000		
									\$22,000
									\$7,000
									\$5,200
									\$105,000
									\$36,300
\$0	\$0	\$0	\$12,272	\$0	\$0	\$0	\$200,000	\$0	\$175,500
									\$62,976
									\$60,900
					\$82,200				
					\$6,600				
									\$61,600
					\$39,900				
					\$6,500				
									\$64,500
\$0	\$0	\$0	\$0	\$0	\$135,200	\$0	\$0	\$0	\$249,976
									\$100,000
							\$10,000		
							\$25,000		
							\$50,000		
			\$75,000						
								\$25,000	
								\$45,000	
		\$21,200							
					\$36,200				
\$0	\$0	\$21,200	\$75,000	\$0	\$36,200	\$0	\$85,000	\$70,000	\$117,700
\$4,900									
\$4,900	\$0	\$0	\$0	\$0	\$0	\$0	\$0	\$0	\$0
									\$125,000
								\$100,000	
									\$15,000
		\$30,000							
									\$75,000
\$0	\$30,000	\$0	\$215,000	\$0	\$0	\$0	\$0	\$100,000	\$0
									\$20,000
									\$9,000
\$0	\$20,000	\$0	\$0	\$0	\$9,000	\$0	\$0	\$0	\$0

# Springfield Park District

Location	Item	Cost	Board Importance	GRASP Score	QOS Score	Quadrant	Fund	Timeframe
Velasco Tennis Complex	RAC ADA Phase 1	\$20,300.00	NA			SW	ADA	Short Term
	RAC ADA Phase 2	\$23,900.00	NA			SW	ADA	Mid Term
	RAC ADA Phase 3	\$1,800.00	NA			SW	ADA	Mid Term
<b>Velasco Tennis Complex</b>		<b>\$46,000</b>						
Veterans Memorial Pool	RAC ADA Phase 2	\$36,800.00	NA			NE	ADA	Mid Term
	RAC ADA Phase 3	\$13,400.00	NA			NE	ADA	Mid Term
<b>Veterans Memorial Pool</b>		<b>\$50,200</b>						
Vredenburg Park	Picnic Area with Shelter & Furnishings (Picnic Tables, Litter/ Recycling, Bike Rack)	\$25,000	NA	38.4	8	SW	Bond/ADA	Mid Term
	Playground Renovation	\$125,000	NA	38.4	8	SW	Bond/ADA	Mid Term
	Fencing, New Dugout Area, Concrete Plaza for ADA Access)	\$40,000	NA	38.4	8	SW	Bond	Short Term
<b>Vredenburg Park</b>		<b>\$190,000</b>						
Westchester Park	Accessible Walkway Construction	\$15,000	NA	15.4	6	SW	Bond/ADA	Short Term
	Playground Removal & Renovation	\$125,000	NA	15.4	6	SW	Bond/ADA	Mid Term
<b>Westchester Park</b>		<b>\$140,000</b>						
Washington Park	New Roof - Pavilion	\$6,000	Medium	347	11	SW	Bond	Short Term
	RAC ADA Phase 1 - Pavilion	\$68,800	NA	347	11	SW	ADA	Short Term
	RAC ADA Phase 2 - Pavilion	\$59,600	NA	347	11	SW	ADA	Mid Term
	RAC ADA Phase 3 - Pavilion	\$1,900	NA	347	11	SW	ADA	Long Term
	Bathroom Improvements	\$100,000	NA	347	11	SW	Bond/ADA	Long Term
	RAC ADA Phase 3 - Maintenance	\$136,400	NA	347	11	SW	ADA	Long Term
	Walking Path Construction	\$100,000	NA	347	11	SW	Bond/ADA	Mid Term
	RAC ADA Phase 1	\$16,200	NA	347	11	SW	ADA	Short Term
	RAC ADA Phase 2	\$26,400	NA	347	11	SW	ADA	Mid Term
	RAC ADA Phase 3	\$16,000	NA	347	11	SW	ADA	Long Term
	Wedding Venue Conversion	\$175,000	NA	347	11	SW	Bond	Short Term
	Upper Williams Blvd Paving	\$35,400	NA	347	11	SW	Lighting & Paving	Long Term
	Playground Parking Paving	\$39,600	NA	347	11	SW	Lighting & Paving	Short Term
	RAC ADA Phase 1 - Botanical Gardens	\$55,700	NA	347	11	SW	ADA	Short Term
	RAC ADA Phase 3 - Botanical Gardens	\$20,500	NA	347	11	SW	ADA	Long Term
<b>Washington Park</b>		<b>\$857,500</b>						
<b>Sub-Total</b>		<b>\$14,916,467</b>						
<b>Contingency &amp; Escalation (8%)</b>		<b>\$2,237,470</b>						
<b>Total</b>		<b>\$17,153,937</b>						
<b>Projected Capital Availability</b>		<b>\$6,580,144</b>						
<b>Projected Capital Year-End Balance</b>								



## 2017-2021 Comprehensive Master Plan

2018	2019	2020	2021	2022	2023	2024	2025	2026	2027+
\$20,300									
					\$23,900				\$1,800
\$20,300	\$0	\$0	\$0	\$0	\$23,900	\$0	\$0	\$0	\$1,800
					\$36,800				\$14,400
\$0	\$0	\$0	\$0	\$0	\$36,800	\$0	\$0	\$0	\$14,400
							\$25,000		
							\$125,000		
	\$40,000								
\$0	\$40,000	\$0	\$0	\$0	\$0	\$0	\$150,000	\$0	\$0
	\$15,000							\$125,000	
\$0	\$15,000	\$0	\$0	\$0	\$0	\$0	\$0	\$125,000	\$0
			\$6,000						
\$68,800									
					\$59,600				\$1,900
									\$100,000
					\$136,400				
					\$100,000				
\$16,200									
					\$26,400				
									\$16,000
\$175,000									
									\$35,400
\$39,600									
\$55,700									
									\$20,500
\$355,300	\$0	\$0	\$6,000	\$0	\$322,400	\$0	\$0	\$0	\$173,800
\$1,375,600	\$1,214,952	\$1,059,536	\$1,095,872	\$1,266,788	\$1,772,556	\$1,476,252	\$1,607,463	\$1,378,716	\$2,721,368
\$110,048	\$97,196	\$84,763	\$87,670	\$101,343	\$141,804	\$118,100	\$128,597	\$110,297	\$217,709
\$1,485,648	\$1,312,148	\$1,144,299	\$1,183,542	\$1,368,131	\$1,914,360	\$1,594,352	\$1,736,060	\$1,489,013	\$2,939,077
\$1,855,057	\$1,130,311	\$1,180,938	\$1,181,585	\$1,232,253					
\$369,409	\$187,572	\$224,211	\$222,254	\$86,376					

## Long-Term Improvement Plan

## Master Plan

- A- Playground Renovation
- B- Accessible Walkway
- C- Parking Lot Expansion & Additon
- D- Grand Pavilion Plaza
- E- Athletic Challenge Course
- F- Event Lawn w/ Stage
- G- 9-Hole Frisbee Golf Course
- H- Open Lawn
- I- Bergen Pond
- J- Wetland Edge
- K- Boardwalk
- L- Nature Play Pod
- M- Art Walk
- N- Forest Ramble
- O- Council Ring Outlook





Bunn East Park

Long-Term Improvement Plan

Concept



Demolish Baseball Fields & Convert to Open Space

Scale: NTS

Long-Term Improvement Plan

Concept



# Carpenter Park

## Long-Term Improvement Plan

Concept



Scale: NTS

### Long-Term Improvement Plan

Concept



Comer Cox Park

Long-Term Improvement Plan

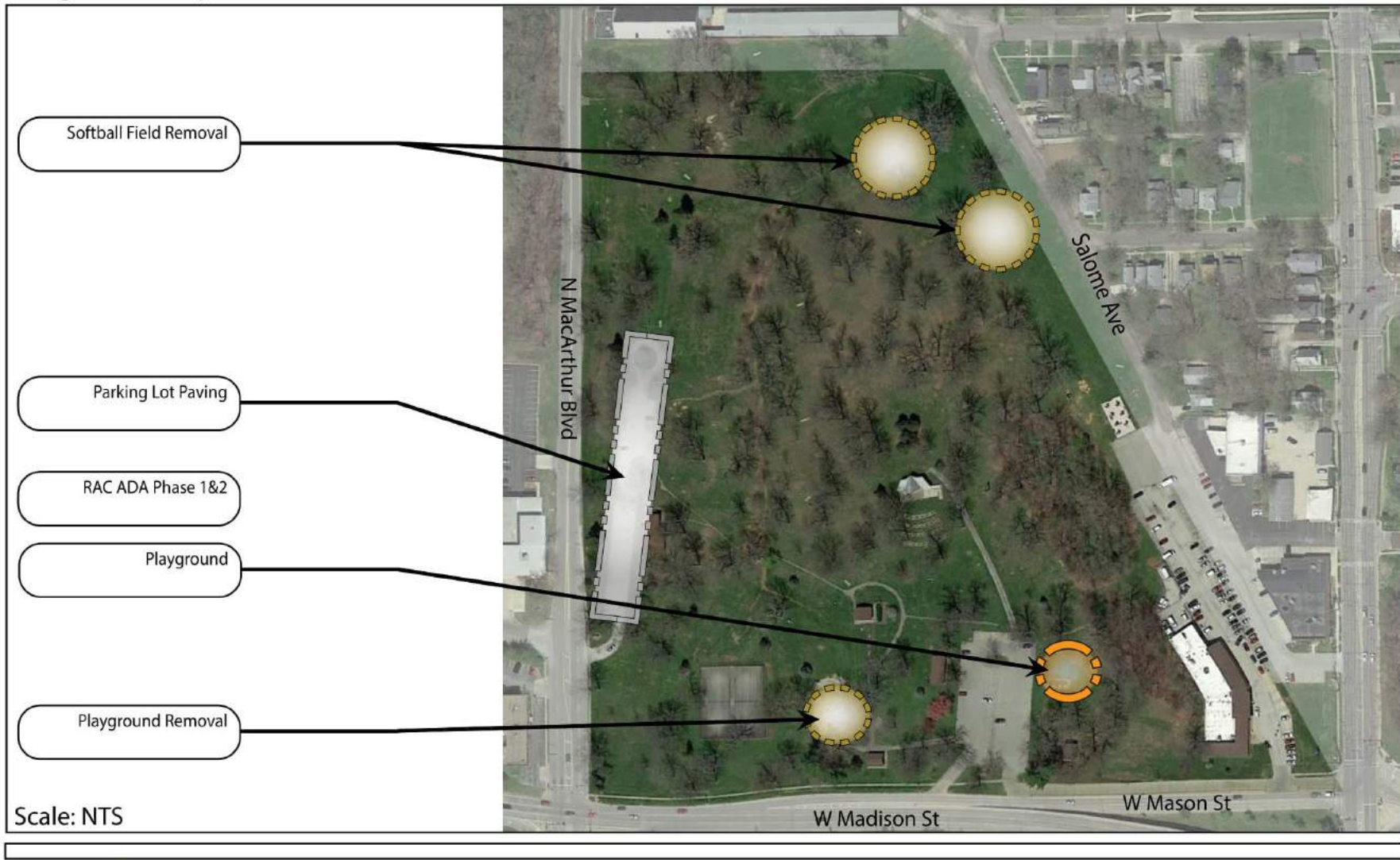
Concept



Scale: NTS

### Long-Term Improvement Plan

Concept



Dreamland Park

Long-Term Improvement Plan

Concept



Long-Term Improvement Plan

Concept





Fairview Park


Long-Term Improvement Plan

Concept



Long-Term Improvement Plan

Concept



# Gietl Park

## Long-Term Improvement Plan

Concept



Scale: NTS

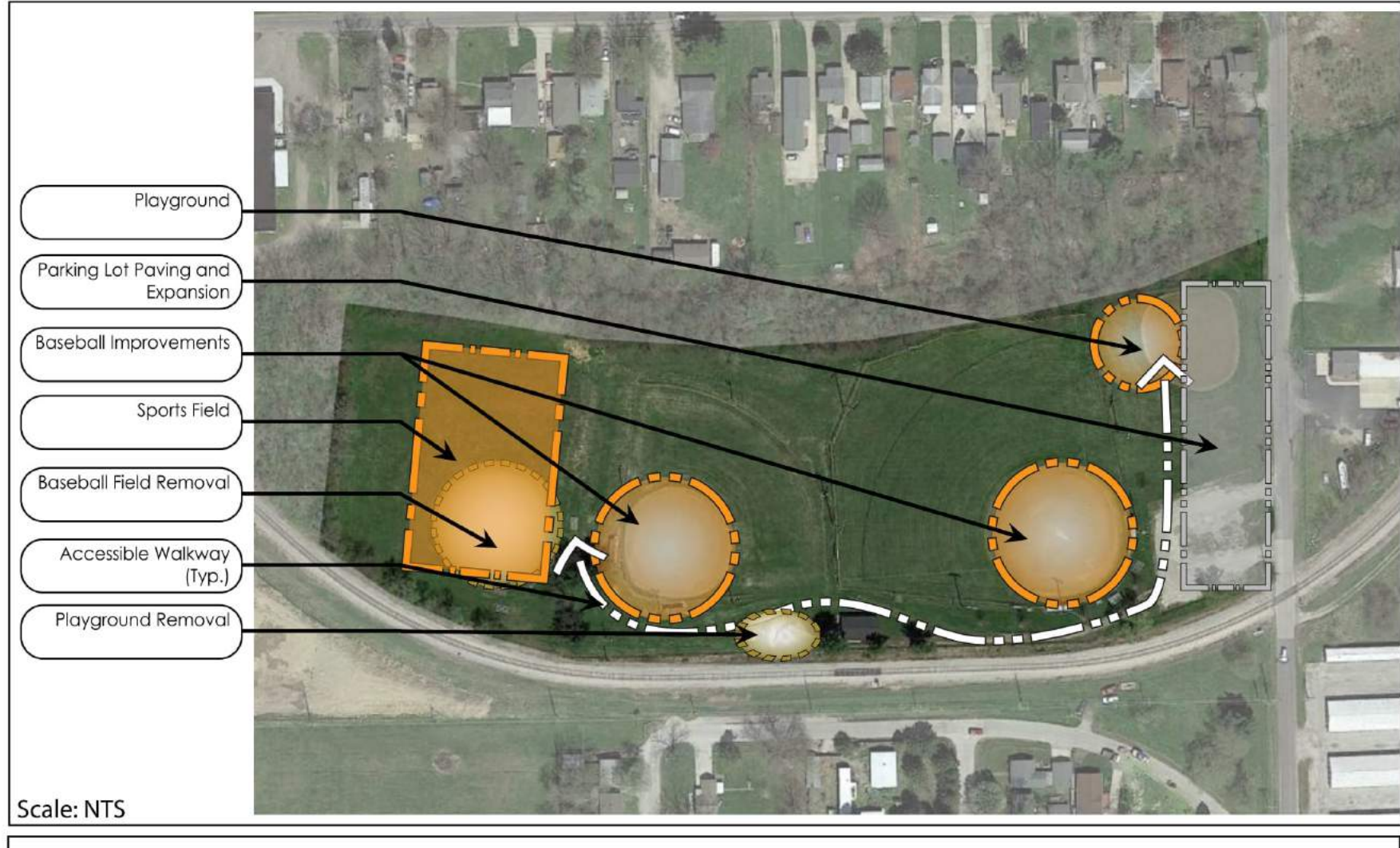
# Springfield Park District



Hobbs Park

Long-Term Improvement Plan

Concept



# Springfield Park District

## Iles Park

### Long-Term Improvement Plan

### Master Plan



Scale: NTS

Original Master Plan by Massie Massie & Associates and Updated by Design Perspectives, Inc.

December 2016

Indian Hills Park

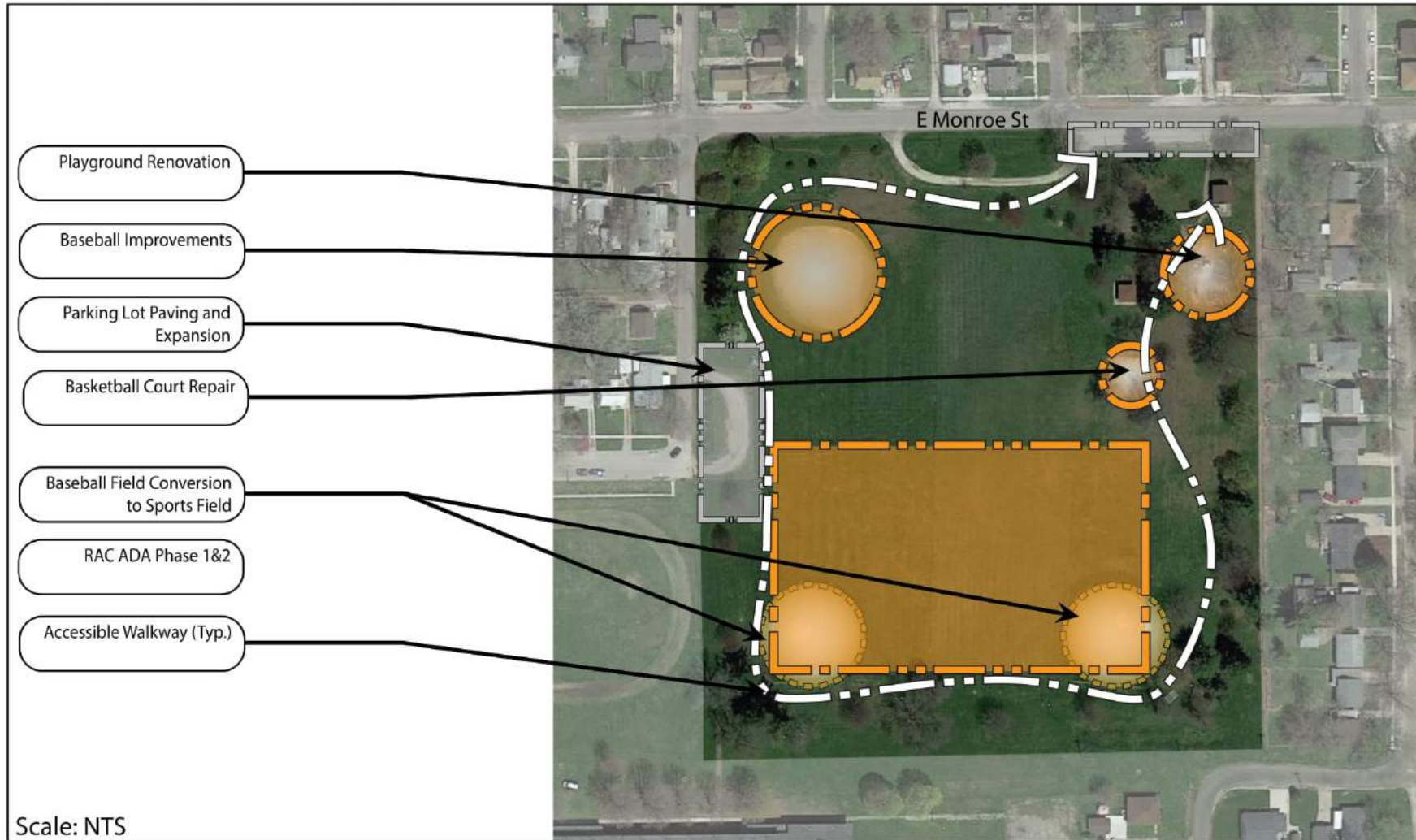
Long-Term Improvement Plan

Concept



### Long-Term Improvement Plan

Concept

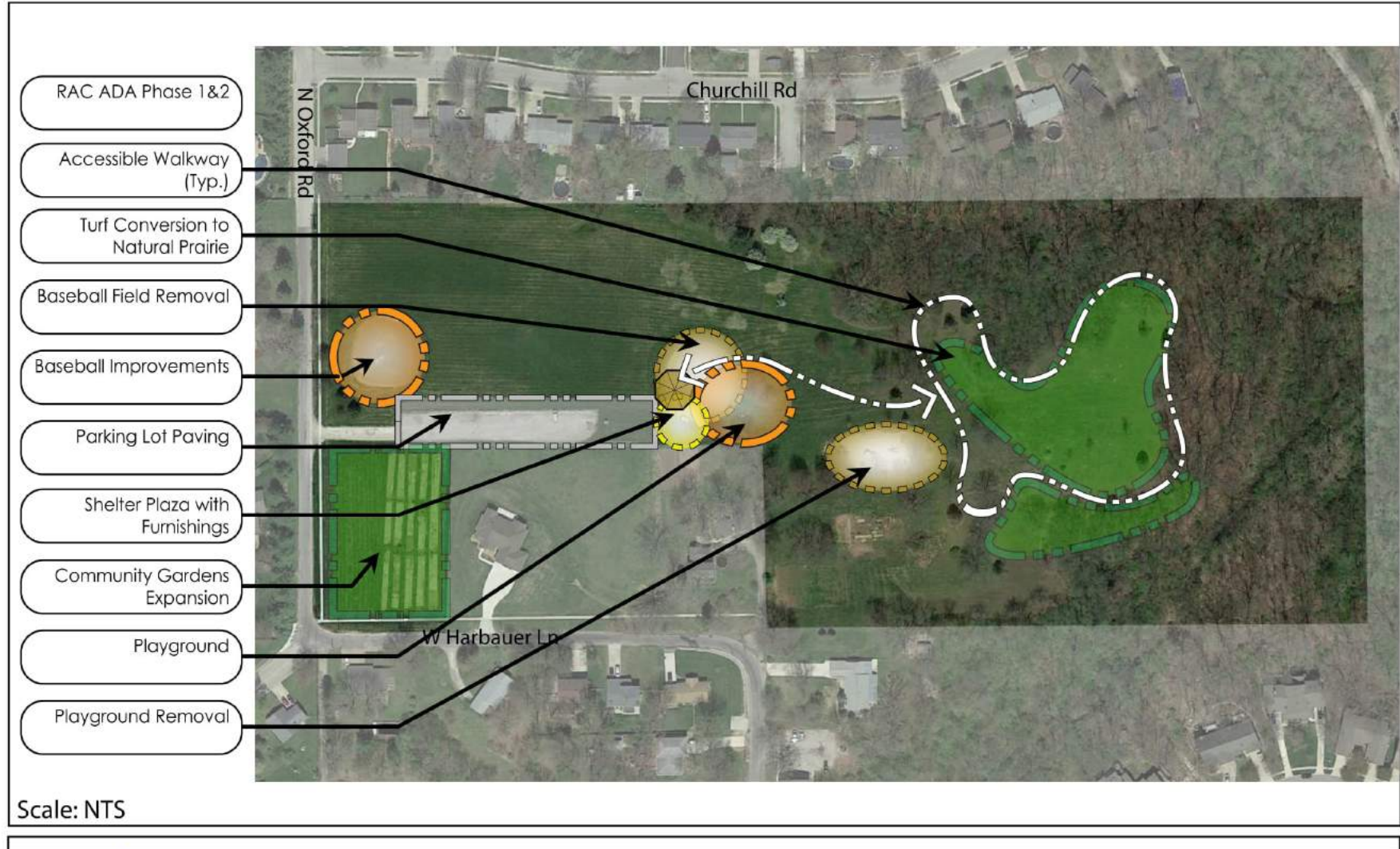




Jefferson Park

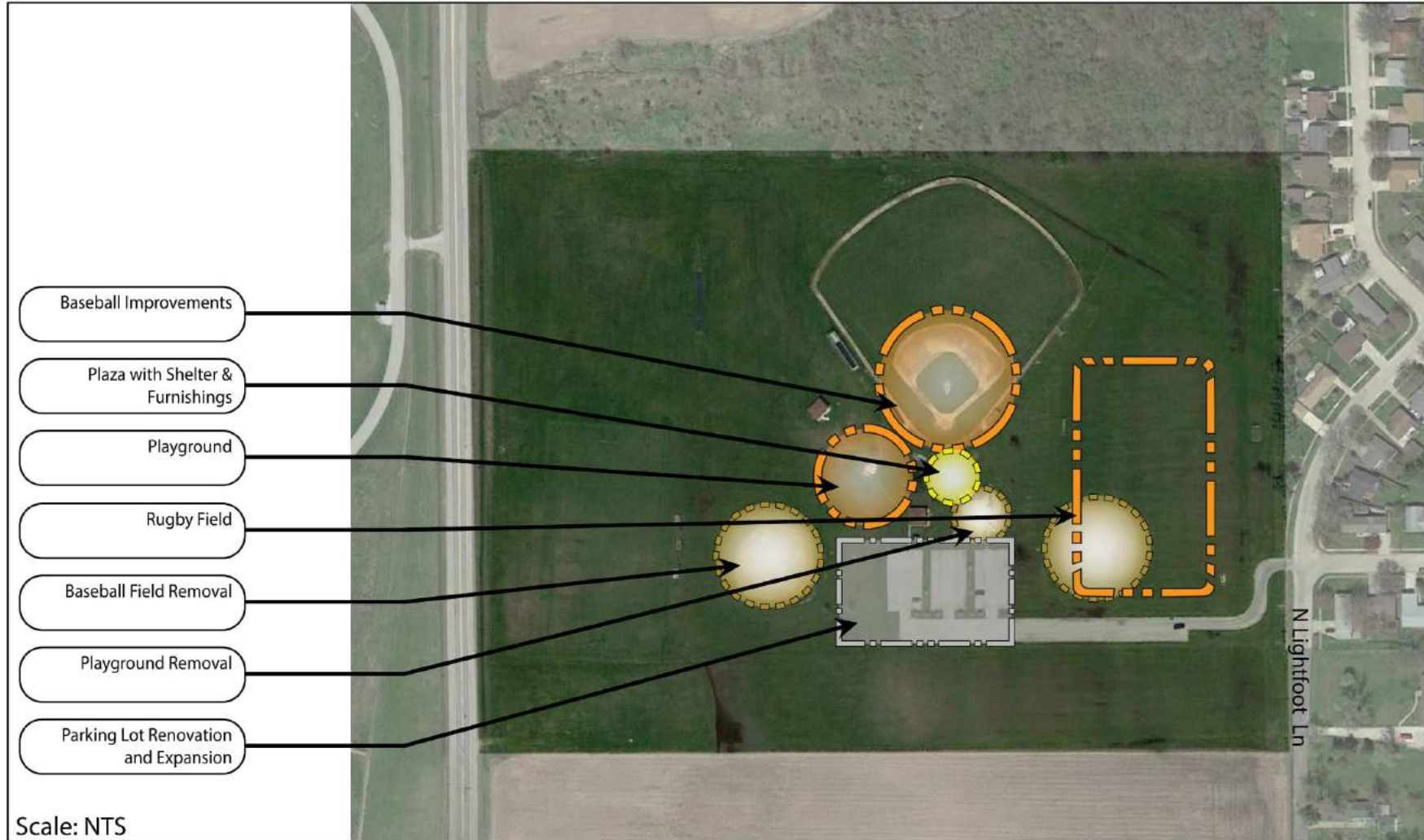
Long-Term Improvement Plan

Concept



### Long-Term Improvement Plan

Concept



Kiwanis Park

Long-Term Improvement Plan

Concept



Long-Term Improvement Plan

Concept



Lanphier Park

Long-Term Improvement Plan

Concept



Long-Term Improvement Plan

Concept



# Lincoln Greens Golf Course

Long-Term Improvement Plan

Concept



Scale: NTS

2018-2022 Budget Allocation: \$659,800

Concept





# Lindbergh Park

## Long-Term Improvement Plan

Concept



### Long-Term Improvement Plan

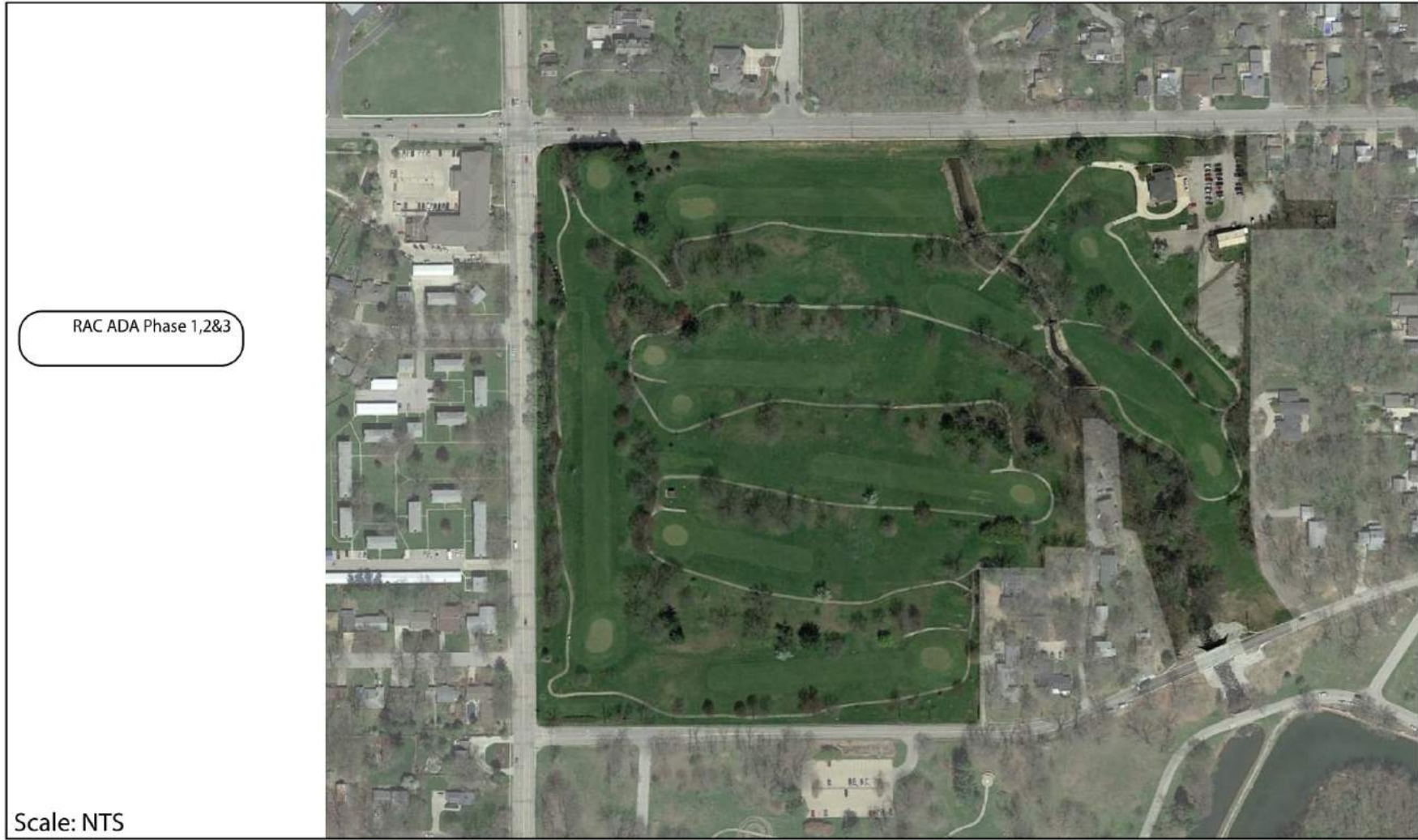
Concept



Pasfield Golf Course

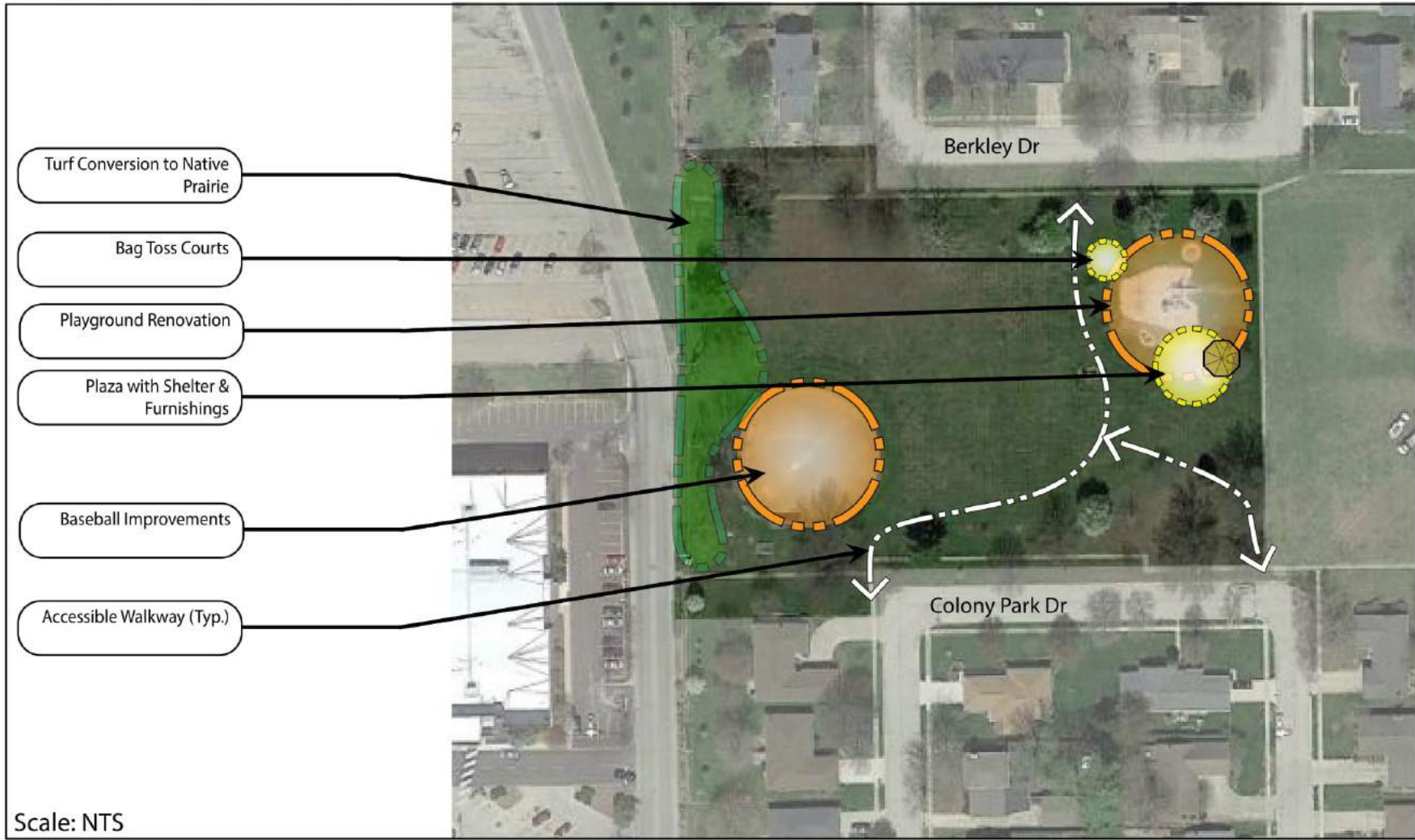
Long-Term Improvement Plan

Concept



Long-Term Improvement Plan

Concept





# Barker Park Master Plan

Springfield Park District  
Springfield, Illinois  
February, 2009



Mastie Mastie & Associates  
www.Mastie-Mastie-Associates.com

### Long-Term Improvement Plan

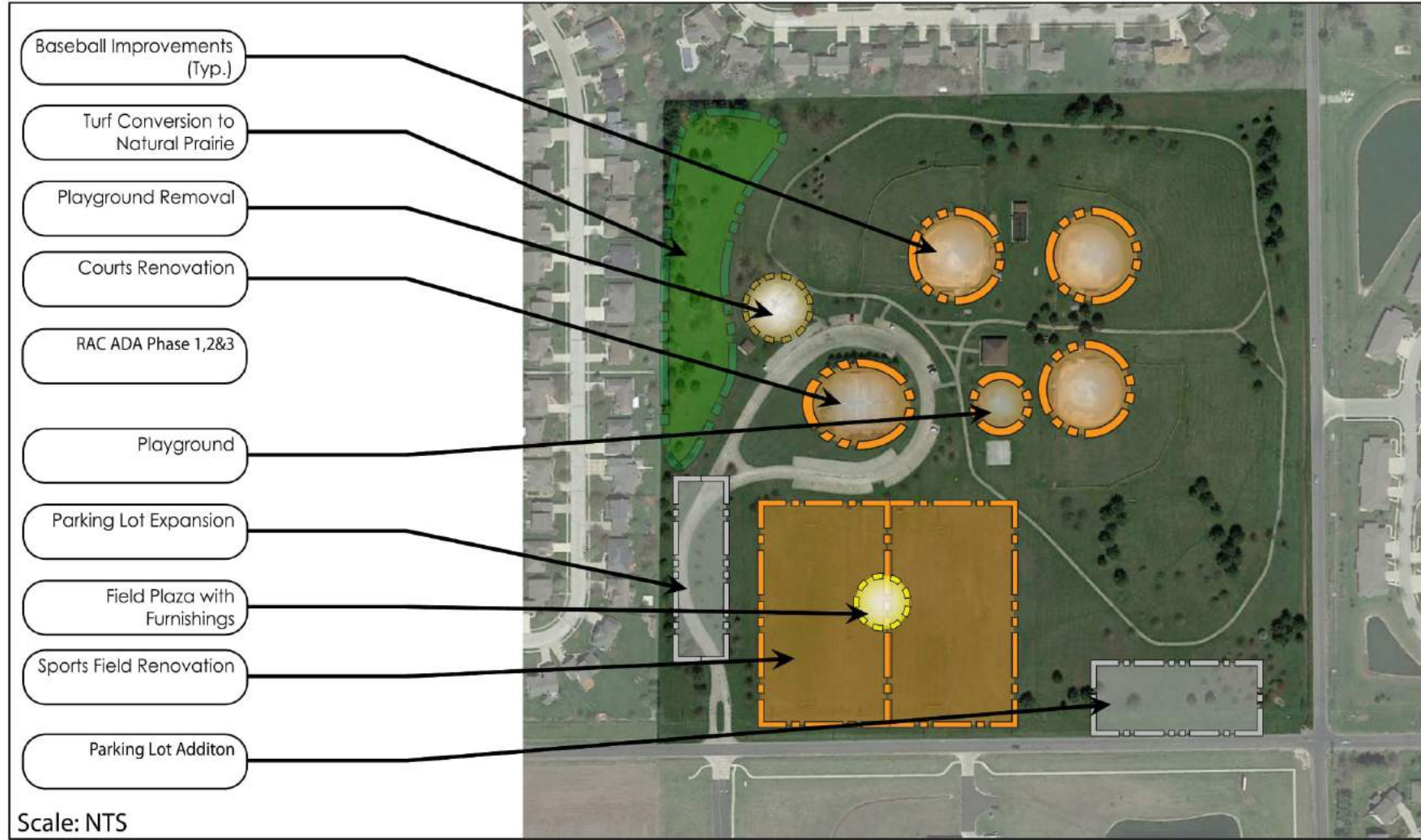
Concept



# Rotary Park

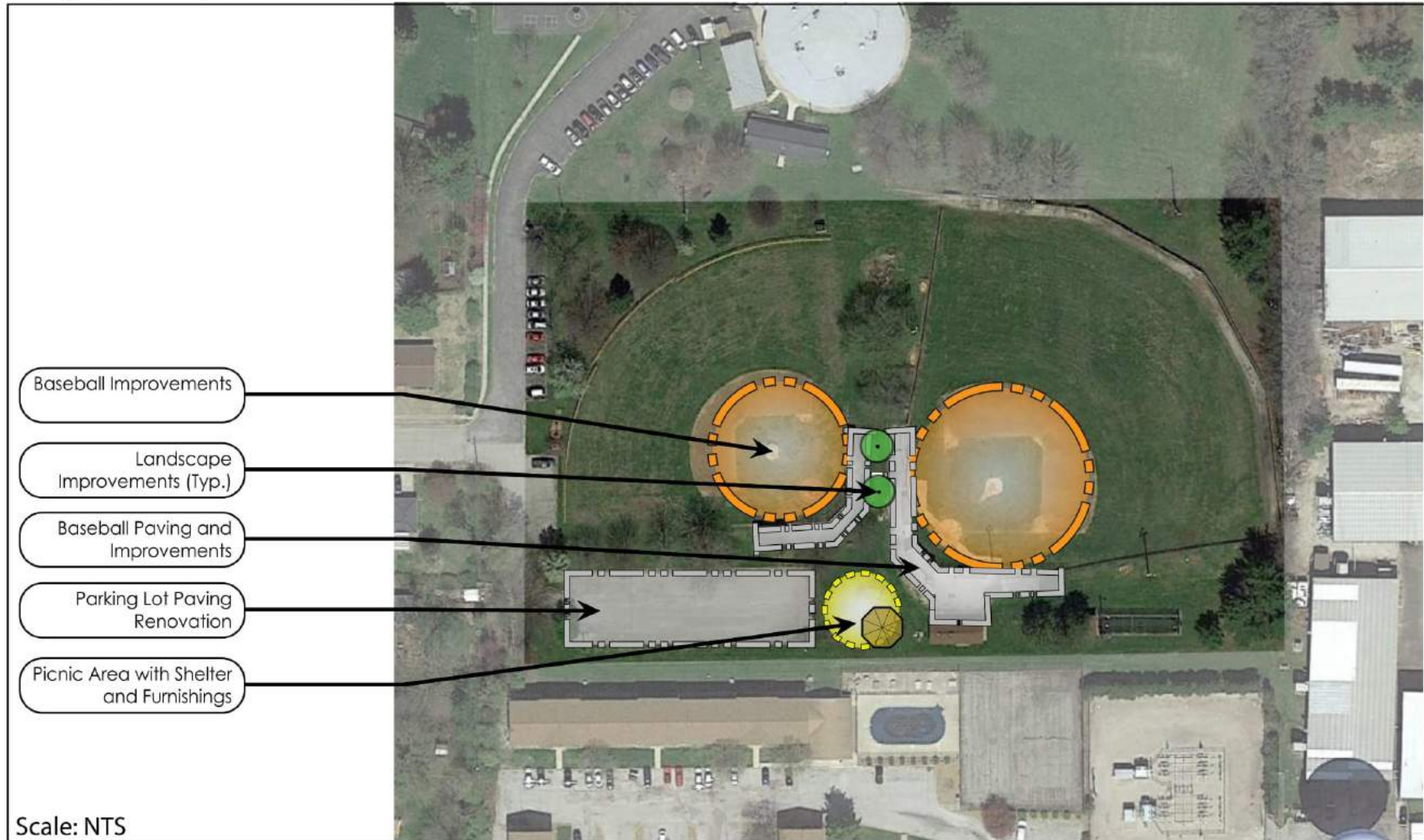
## Long-Term Improvement Plan

Concept



Long-Term Improvement Plan

Concept

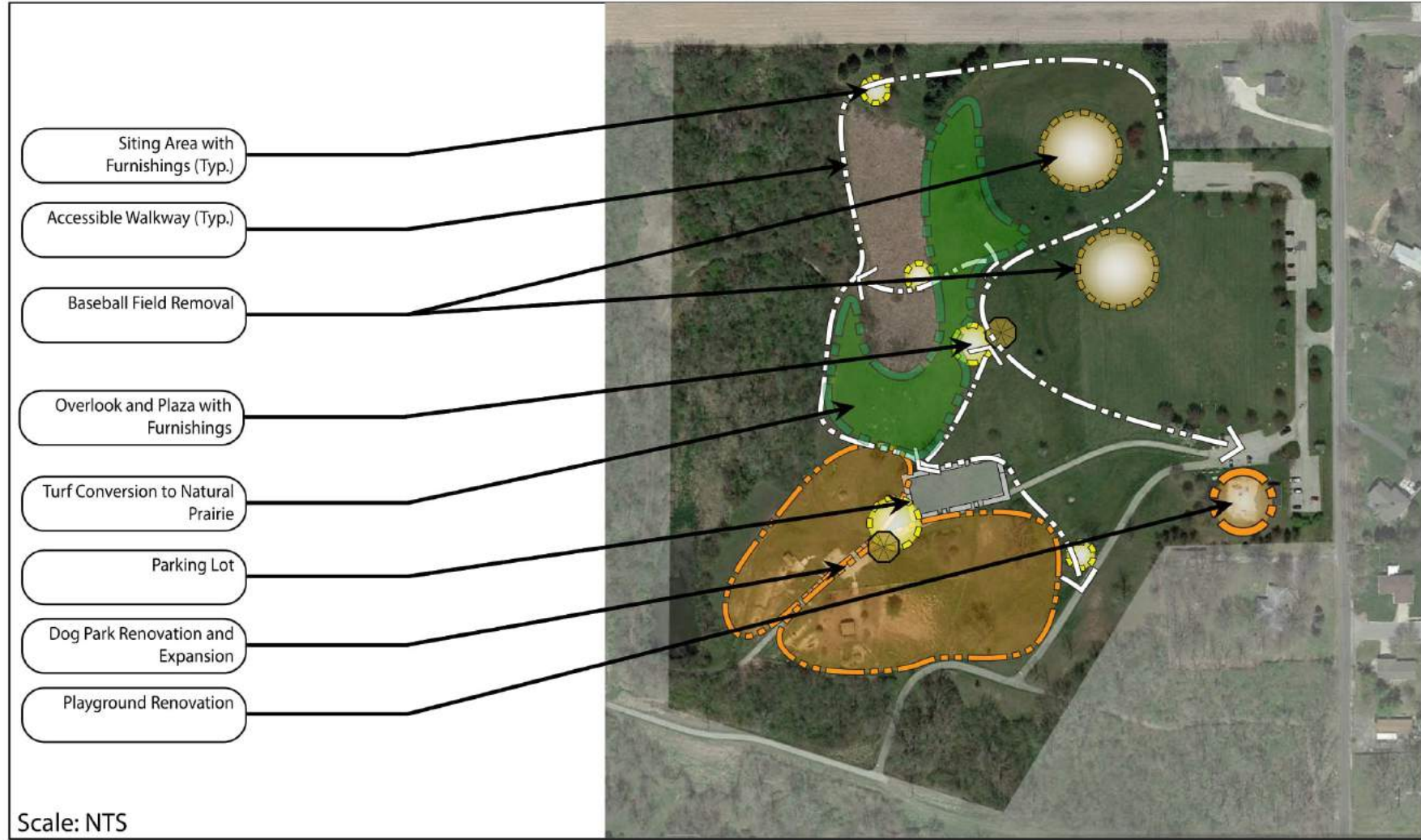




Stuart Park

Long-Term Improvement Plan

Concept



### Long-Term Improvement Plan

Concept



# Washington Park

## Long-Term Improvement Plan

Concept

RAC ADA Phase 1,2&3

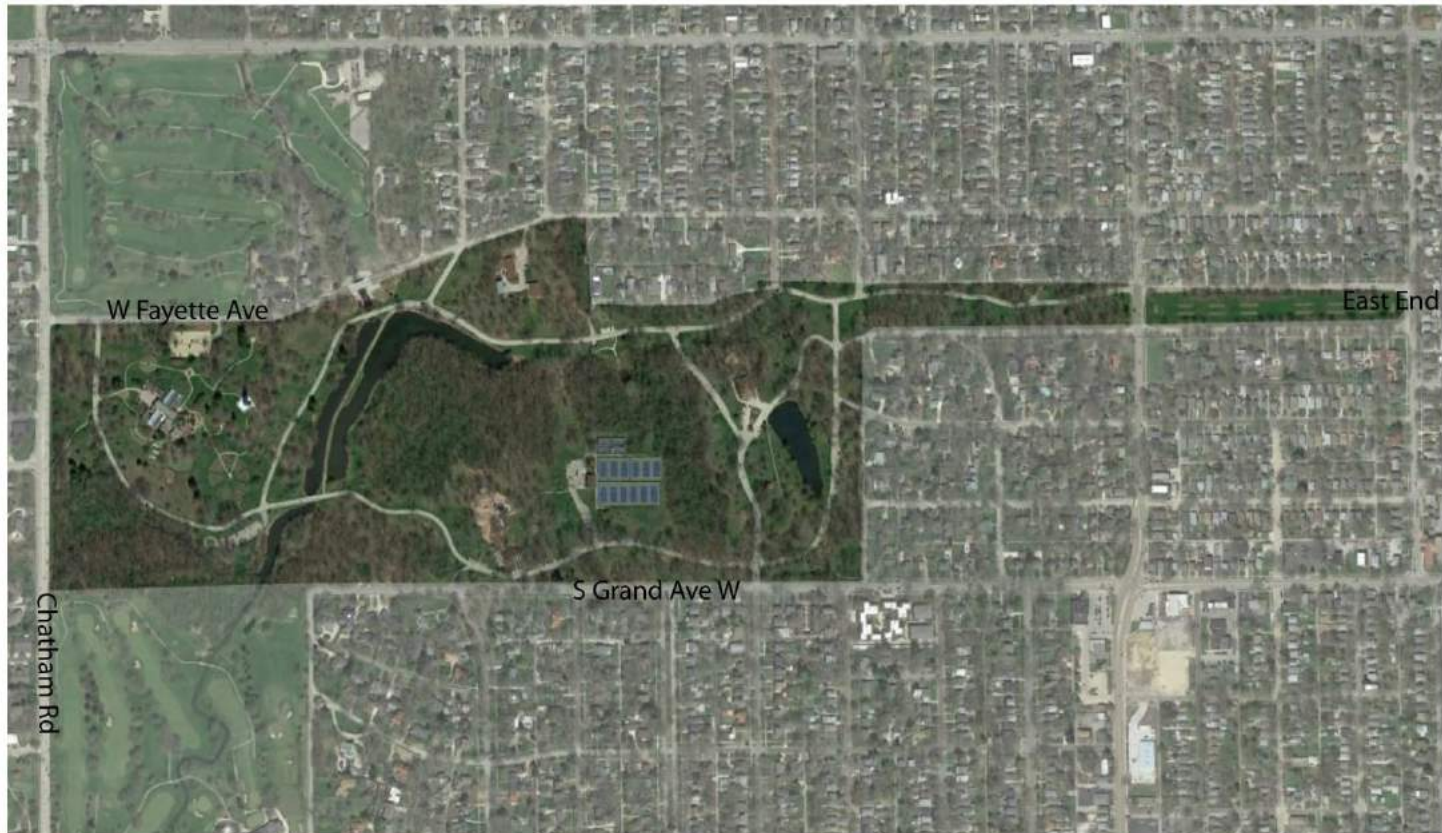
Park Pavilion  
Renovation (New Roof)

Wedding venue  
Conversion

Parking Lot Paving

Dredge East Lagoon

Trail System  
Incorporation



Scale: NTS

### Long-Term Improvement Plan

Concept



Scale: NTS

